


**STATE OF CONNECTICUT**

**Connecticut Parole and  
Community Services**

**Monthly Report**



**February 2002**  
*(February 2001 to February 2002)*

Prepared by  
*Jerry Stowell*

FOR  
BOARD OF PARDONS & PAROLES (BOPP)  
AND  
DEPARTMENT OF CORRECTION (DOC)  
Parole and Community Services Division

**Correctional Population and Parole Eligibility  
February 28, 2002**

**Confined Population**

**17,903**

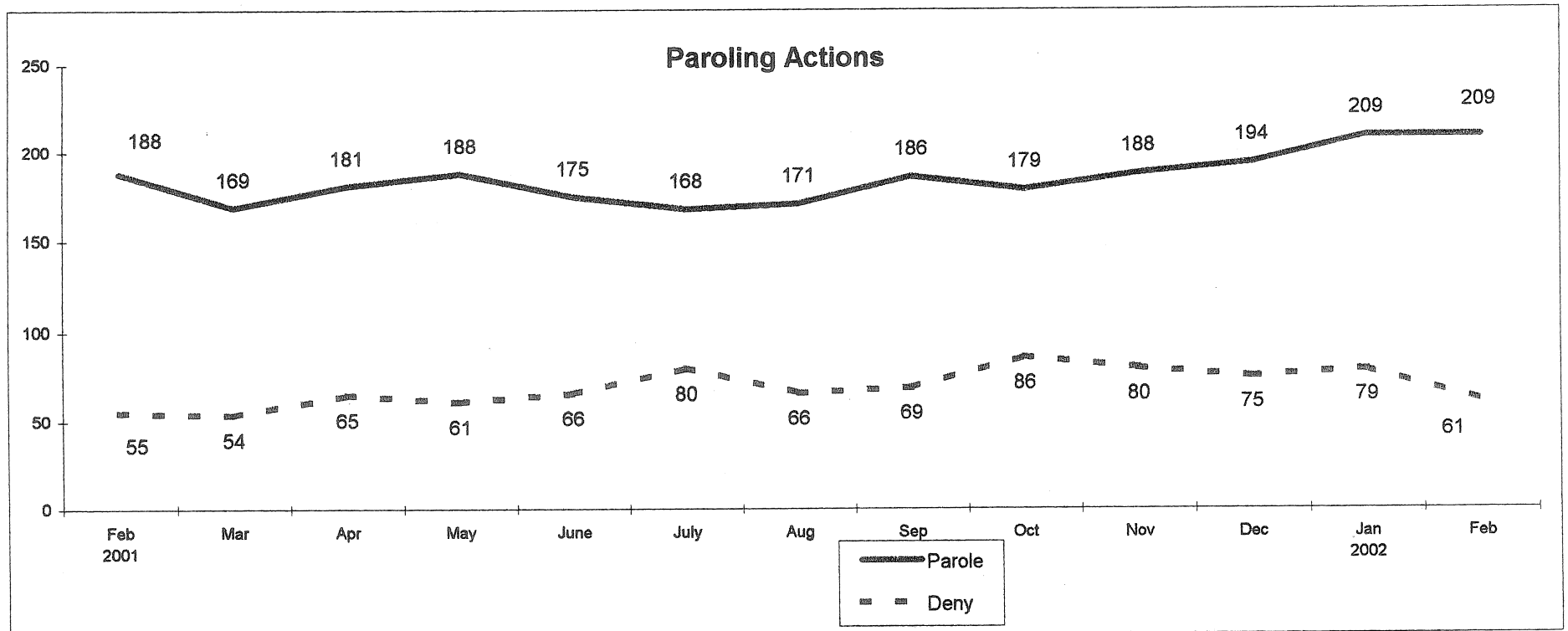
(Unsentenced and Special Inmates)	(3,628)	Balance	14,275
(Sentences 2 Years & Less, Cuscom, New Admits)	(4,660)	Balance	9,615
(Parole Ineligible, crime committed)	(663)	Balance	8,952
(SRG Classification)	(356)	Balance	8,596
(Wright Decision Cases)	(401)	Balance	8,195
(Level 5 Classification)	(89)	Balance	8,106
(Chronic Disciplinary Unit Classification)	(59)		

**Population Eligible for Parole Consideration 8,047**

**Connecticut Board of Parole  
Hearings Division Monthly Statistics  
February 28, 2002**

	2001												2002		12 Mo.
	Feb	Mar	Apr	May	June	July	Aug	Sep	Oct	Nov	Dec	Jan	Feb	Totals	
<b>Full Panel Actions</b>															
Parole	75	70	77	75	71	79	50	59	61	69	61	68	83	823	
Deny	25	24	22	19	35	32	24	33	31	43	23	24	21	331	
Medical Parole	0	0	0	0	0	0	0	0	0	0	0	0	0	0	
Revoke	33	7	23	40	42	49	43	40	53	42	46	41	40	466	
Revoke & Reparole	10	15	5	12	20	12	7	23	21	26	14	16	12	183	
Rescind	8	2	5	9	8	7	2	12	8	16	13	14	11	107	
Rescind & Reparole	10	9	16	6	15	7	6	4	8	12	12	6	11	112	
Early Parole Discharge	0	0	0	0	0	0	0	0	0	0	0	0	0	0	
<b>Total Full Panel Actions</b>	161	127	148	161	191	186	132	171	182	208	169	169	178	2022	
<b>Administrative Review Actions</b>															
Parole	113	99	104	113	104	89	121	127	118	119	133	141	126	1394	
Deny	30	30	43	42	31	48	42	36	55	37	52	55	40	511	
<b>Total Admin. Review Actions</b>	143	129	147	155	135	137	163	163	173	156	185	196	166	1905	
<b>Staff Actions</b>															
Case Review	24	52	35	30	45	31	26	34	24	20	15	12	16	340	
Review & Reschedule	251	147	93	286	230	157	265	145	267	130	169	303	96	2288	
Close Interest	96	60	33	107	67	62	94	23	79	28	54	87	20	714	
<b>Total Actions</b>	675	515	456	739	668	573	680	536	725	542	592	767	476	7269	
<b>Total Hearing Dates</b>	19	20	20	20	18	20	19	19	18	20	18	20	18	230	
<b>Parole Grant Rate</b>															
Full Panels	75%	74%	78%	80%	67%	71%	68%	64%	66%	62%	73%	74%	80%	71%	
Administrative Reviews	79%	77%	71%	73%	77%	65%	74%	78%	68%	76%	72%	72%	76%	73%	

**Connecticut Board of Parole  
Hearings Division Monthly Statistics  
February 28, 2002**



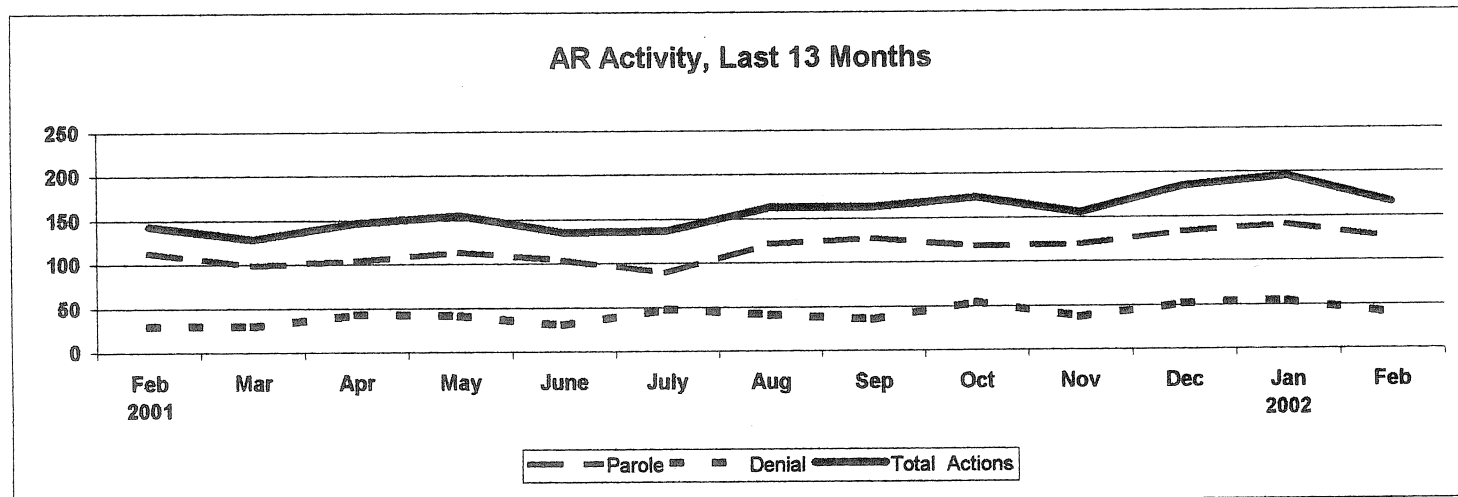
**Connecticut Board of Parole  
Hearings Division Monthly Statistics  
Current Location  
February 28, 2002  
Persons Granted Parole via Administrative Reviews**

**Granting Month**

Location	2001												2002		12 Mo. Total
	Feb	Mar	Apr	May	June	July	Aug	Sep	Oct	Nov	Dec	Jan	Feb		
CT Parole Supervision	0	1	1	1	0	0	1	2	3	5	6	9	5	34	
Out-of State Parole Supervision	0	0	0	0	0	0	0	0	0	0	0	0	0	0	
Abscond from Parole	0	0	0	0	0	0	0	0	0	0	0	1	0	1	
Halfway House	5	4	4	3	4	3	7	6	5	6	10	5	8	65	
Confined in CT, to be Released	108	94	98	108	99	86	112	118	110	107	113	126	113	1284	
Confined, Out of State	0	0	0	0	0	0	0	0	0	0	0	0	0	0	
Furlough	0	0	0	0	0	0	0	0	0	0	0	0	0	0	
Escaped, Prior to Release	0	0	0	0	0	0	0	0	0	0	0	0	0	0	
Reconfined	0	0	0	0	0	0	0	0	0	0	0	0	0	0	
TS	0	0	0	0	0	0	0	0	0	0	0	0	0	0	
Discharged	0	0	1	0	0	0	0	0	0	0	0	0	0	1	
Virginia				1	1	0	1	1	0	1	4	0	0	9	
<b>Total</b>	<b>113</b>	<b>99</b>	<b>104</b>	<b>113</b>	<b>104</b>	<b>89</b>	<b>121</b>	<b>127</b>	<b>118</b>	<b>119</b>	<b>133</b>	<b>141</b>	<b>126</b>	<b>1394</b>	

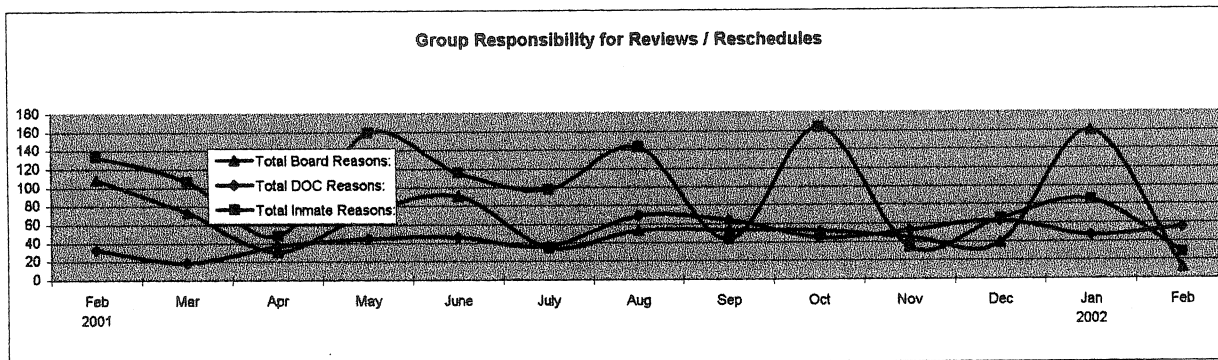
**Connecticut Board of Parole  
Hearings Division Monthly Statistics  
Administrative Reviews  
February 28, 2002**

	2001											2002	
	Feb	Mar	Apr	May	June	July	Aug	Sep	Oct	Nov	Dec	Jan	Feb
<b>Parole</b>	113	99	104	113	104	89	121	127	118	119	133	141	126
<b>Denial</b>	30	30	43	42	31	48	42	36	55	37	52	55	40
<b>Medical Parole</b>	0	0	0	0	0	0	0	0	0	0	0	0	0
<b>Total Actions</b>	143	129	147	155	135	137	163	163	173	156	185	196	166



**Connecticut Board of Parole  
Types of Review and Rescheduling Activities  
February 2002**

	2001											2002	
	Feb	Mar	Apr	May	June	July	Aug	Sep	Oct	Nov	Dec	Jan	Feb
<b><u>Inmate-Related Reasons:</u></b>													
<b><u>Regular Hearings</u></b>													
In Seg/Punitive Seg	7	2	2	8	6	8	6	0	11	3	5	0	1
Inmate's Request	1	0	2	2	2	0	0	0	0	0	0	0	1
Pending Charges	36	20	5	44	25	18	57	4	52	3	14	45	4
Pending DR	0	0	0	0	0	0	0	0	0	0	0	0	0
SRG Affiliation	41	21	3	48	23	22	27	3	48	5	19	15	1
Pending Waiver	0	0	0	0	0	0	0	0	0	0	0	0	0
85% Status	23	12	1	27	15	19	27	1	29	3	11	9	5
Case Review	24	52	35	30	45	31	26	34	24	20	15	12	16
<b><u>Revocation Hearings:</u></b>													
Attorney	1	0	0	0	0	0	0	1	0	0	0	0	0
Pending Charges	0	0	0	0	0	0	0	0	0	0	1	4	0
<b>Total Inmate Reasons:</b>	<b>133</b>	<b>107</b>	<b>48</b>	<b>159</b>	<b>116</b>	<b>98</b>	<b>143</b>	<b>43</b>	<b>164</b>	<b>34</b>	<b>65</b>	<b>85</b>	<b>28</b>
<b><u>DOC-Related Reasons</u></b>													
<b><u>Regular Hearings</u></b>													
Transportation	19	17	31	33	38	30	63	56	40	47	57	44	47
Awaiting MH Evaluation	14	2	6	12	8	6	6	8	5	5	6	3	8
<b>Total DOC Reasons:</b>	<b>33</b>	<b>19</b>	<b>37</b>	<b>45</b>	<b>46</b>	<b>36</b>	<b>69</b>	<b>64</b>	<b>45</b>	<b>52</b>	<b>63</b>	<b>47</b>	<b>55</b>
<b><u>Board-Related Reasons</u></b>													
<b><u>Regular Hearings</u></b>													
Additional Info	20	10	13	24	20	10	11	19	16	10	13	16	6
Additional Offense Info	16	15	9	11	13	7	15	15	7	16	14	10	2
Hearing Cancelled	12	0	3	0	35	0	0	14	0	17	0	106	0
Ineligible-PE date	37	20	2	2	2	0	0	0	0	0	0	0	1
No Parole Package	0	0	0	0	0	0	0	0	0	0	0	0	0
Awaiting Sex Offender Eval	6	6	0	0	0	0	0	0	0	0	0	0	0
Other	18	22	4	37	21	18	27	5	29	2	12	28	3
<b>Total Board Reasons:</b>	<b>109</b>	<b>73</b>	<b>31</b>	<b>74</b>	<b>91</b>	<b>35</b>	<b>53</b>	<b>53</b>	<b>52</b>	<b>45</b>	<b>39</b>	<b>160</b>	<b>12</b>
<b>All Reasons:</b>	<b>275</b>	<b>199</b>	<b>116</b>	<b>278</b>	<b>253</b>	<b>169</b>	<b>265</b>	<b>160</b>	<b>261</b>	<b>131</b>	<b>167</b>	<b>292</b>	<b>95</b>



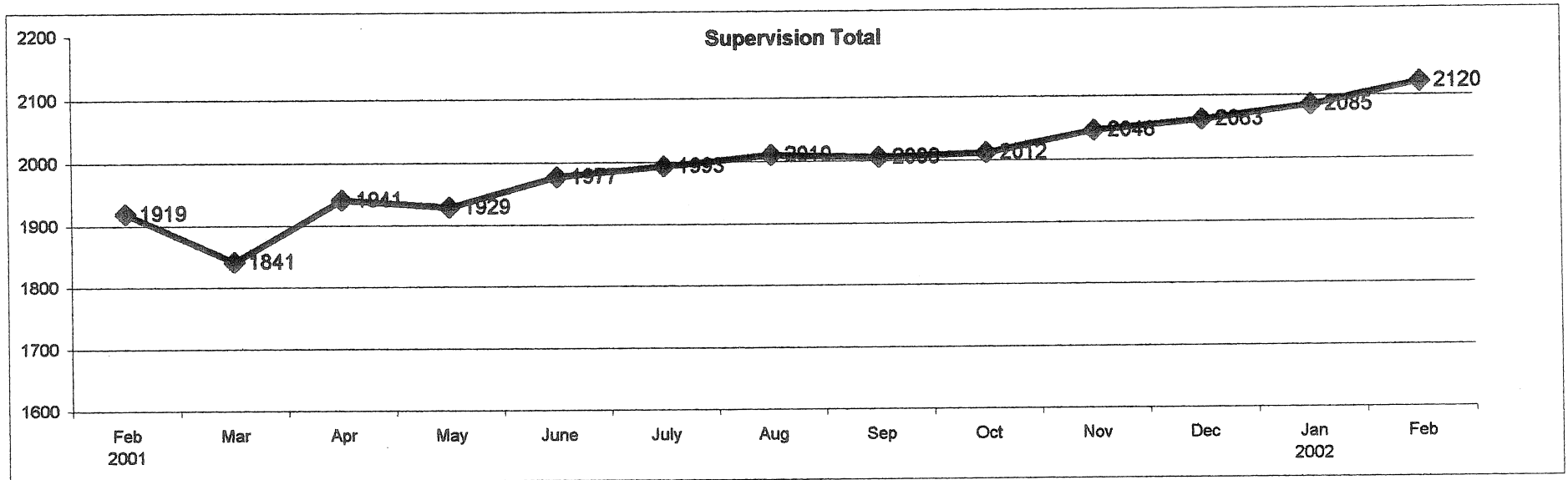
**Parole Granting Rate  
February 1999 - February 2002**

	<b>Full Panel Hearings</b>	<b>Administrative Reviews</b>
<b>February</b>	67%	60%
<b>March</b>	53%	67%
<b>April</b>	58%	54%
<b>May</b>	64%	54%
<b>June</b>	66%	70%
<b>July</b>	64%	76%
<b>August</b>	71%	71%
<b>September</b>	72%	65%
<b>October</b>	69%	75%
<b>November</b>	69%	60%
<b>December</b>	68%	69%
<b>January</b>	67%	76%
<b>February</b>	65%	66%
<b>March</b>	67%	67%
<b>April</b>	66%	69%
<b>May</b>	69%	67%
<b>June</b>	67%	69%
<b>July</b>	73%	74%
<b>August</b>	78%	72%
<b>September</b>	72%	69%
<b>October</b>	78%	66%
<b>November</b>	68%	73%
<b>December</b>	80%	64%
<b>January</b>	70%	65%
<b>February</b>	75%	79%
<b>March</b>	74%	77%
<b>April</b>	78%	71%
<b>May</b>	80%	73%
<b>June</b>	67%	77%
<b>July</b>	71%	65%
<b>August</b>	68%	74%
<b>September</b>	64%	78%
<b>October</b>	66%	68%
<b>November</b>	62%	76%
<b>December</b>	73%	72%
<b>January</b>	74%	72%
<b>February</b>	80%	76%
<b>Average:</b>	69%	69%





## Connecticut Board of Parole Parole Supervision Caseload February 28, 2002

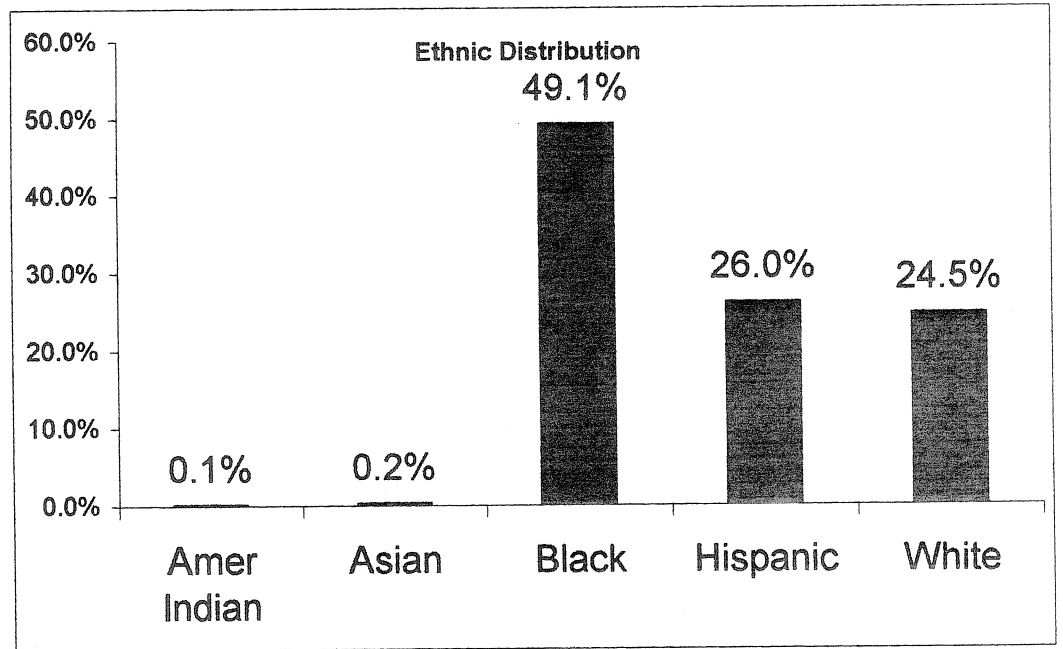
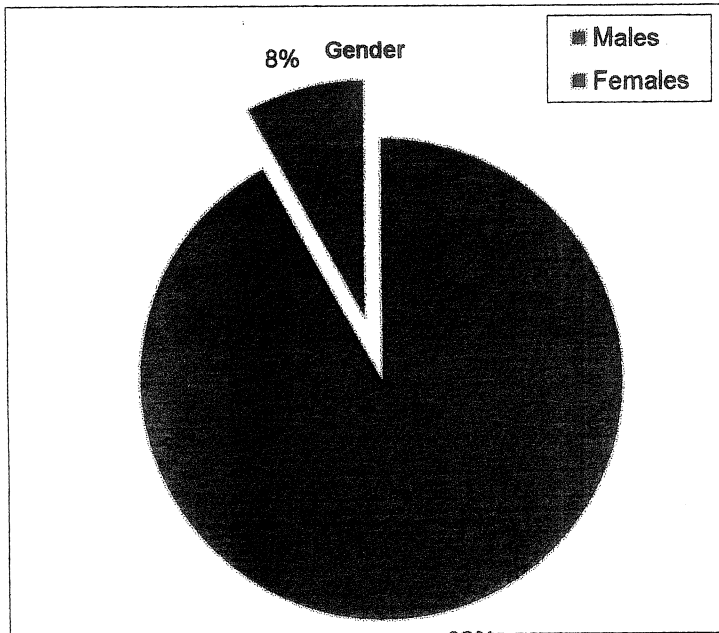
	2001											2002	
	Feb	Mar	Apr	May	June	July	Aug	Sep	Oct	Nov	Dec	Jan	Feb
<b>CT Parolees Supervised in CT</b>	1548	1512	1602	1618	1648	1669	1691	1695	1689	1717	1750	1770	1784
<b>Out Of State Parolees Supervised in CT</b>	191	180	193	188	184	181	177	171	176	178	175	175	190
<b>CT Supervision Total:</b>	1739	1692	1795	1806	1832	1850	1868	1866	1865	1895	1925	1945	1974
<b>CT Parolees Supervised Out of State</b>	180	149	146	123	145	143	142	140	147	151	138	140	146
<b>Supervision Total:</b>	1919	1841	1941	1929	1977	1993	2010	2006	2012	2046	2063	2085	2120
<b>Parole Violators Confined</b>	180	194	220	231	224	231	257	263	264	279	265	283	279
<b>GRAND TOTAL</b>	2099	2035	2161	2160	2201	2224	2267	2269	2276	2325	2328	2368	2399



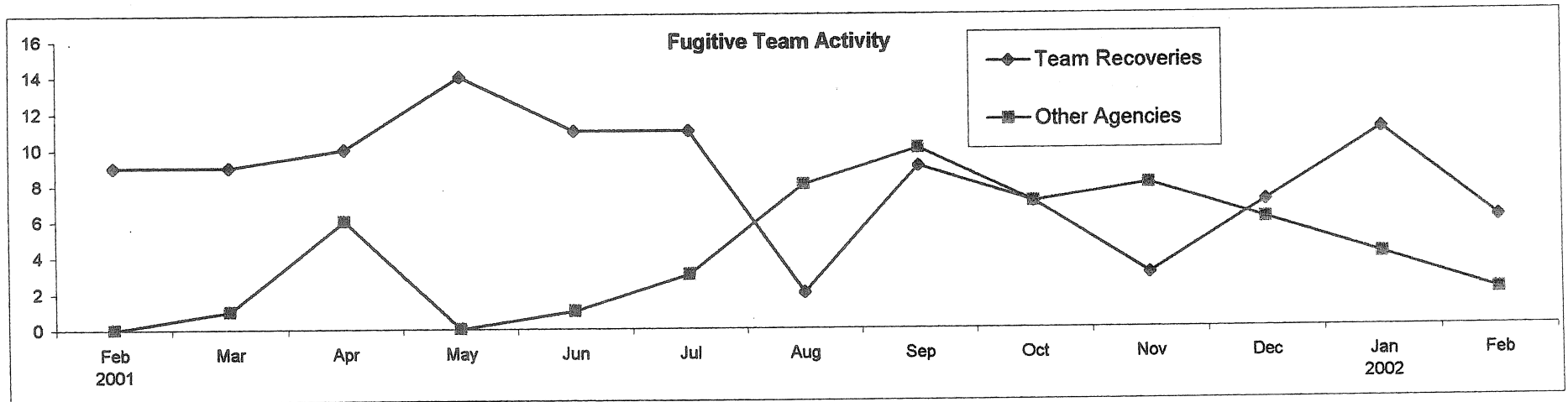
# Connecticut Board of Parole Parole Supervision Caseload February 28, 2002



**Connecticut Board of Parole  
Parole Supervision Caseload  
February 28, 2002**



**Connecticut Board of Parole  
Parole Supervision Caseload  
February 28, 2002**



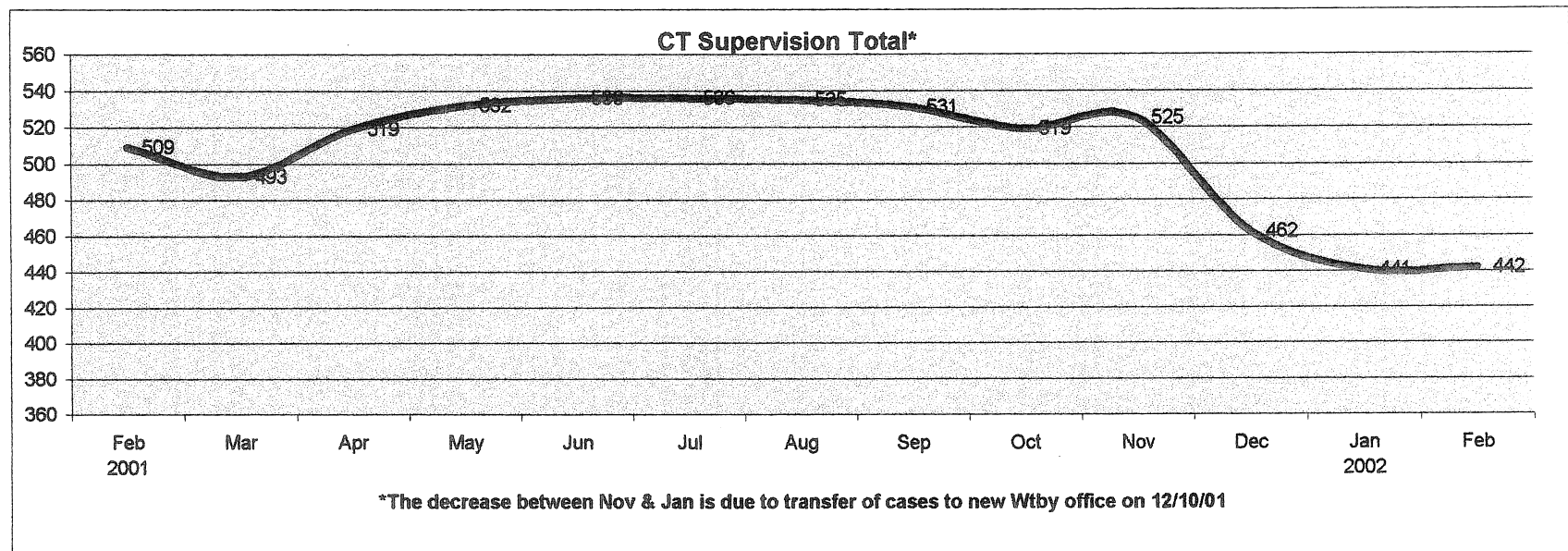
**Connecticut Board of Parole  
Parole Supervision Caseload  
February 28, 2002**

	2001											2002	
	Feb	Mar	Apr	May	June	July	Aug	Sep	Oct	Nov	Dec	Jan	Feb
<b>Number of Parolees Employed:</b>	1426	1374	1455	1466	1514	1510	1544	1499	1392	1510	1553	1571	1577
<b>Parolees Unemployable:</b>	153	141	168	173	147	174	160	196	293	181	170	174	192
<b>Proportion Employed:</b>	90%	89%	89%	90%	90%	90%	90%	90%	89%	88%	88%	89%	88%
<b>Number Active in Parole Works:</b>	107	100	95	94	94	105	77	93	103	129	126	125	135
<b># Community Service Hours:</b>	691	811	1108	933	963	1408	1266	1214	1195	1132	337	1425	1789

## Parole Supervision Caseload February 28, 2002

### Bridgeport District Office Supervision Caseload

	2001												2002	
	Feb	Mar	Apr	May	Jun	Jul	Aug	Sep	Oct	Nov	Dec	Jan	Feb	
<b>CT Parolees Supervised in CT</b>	442	425	449	462	475	480	476	472	459	465	418	394	396	
<b>Out Of State Parolees Supervised in CT</b>	67	68	70	70	61	56	59	59	60	60	44	47	46	
<b>CT Supervision Total:</b>	<b>509</b>	<b>493</b>	<b>519</b>	<b>532</b>	<b>536</b>	<b>536</b>	<b>535</b>	<b>531</b>	<b>519</b>	<b>525</b>	<b>462</b>	<b>441</b>	<b>442</b>	
<b>Parole Violators Confined</b>	63	74	68	56	64	72	65	68	69	72	64	73	71	
<b>GRAND TOTAL</b>	<b>572</b>	<b>567</b>	<b>587</b>	<b>588</b>	<b>600</b>	<b>608</b>	<b>600</b>	<b>599</b>	<b>588</b>	<b>597</b>	<b>526</b>	<b>514</b>	<b>513</b>	

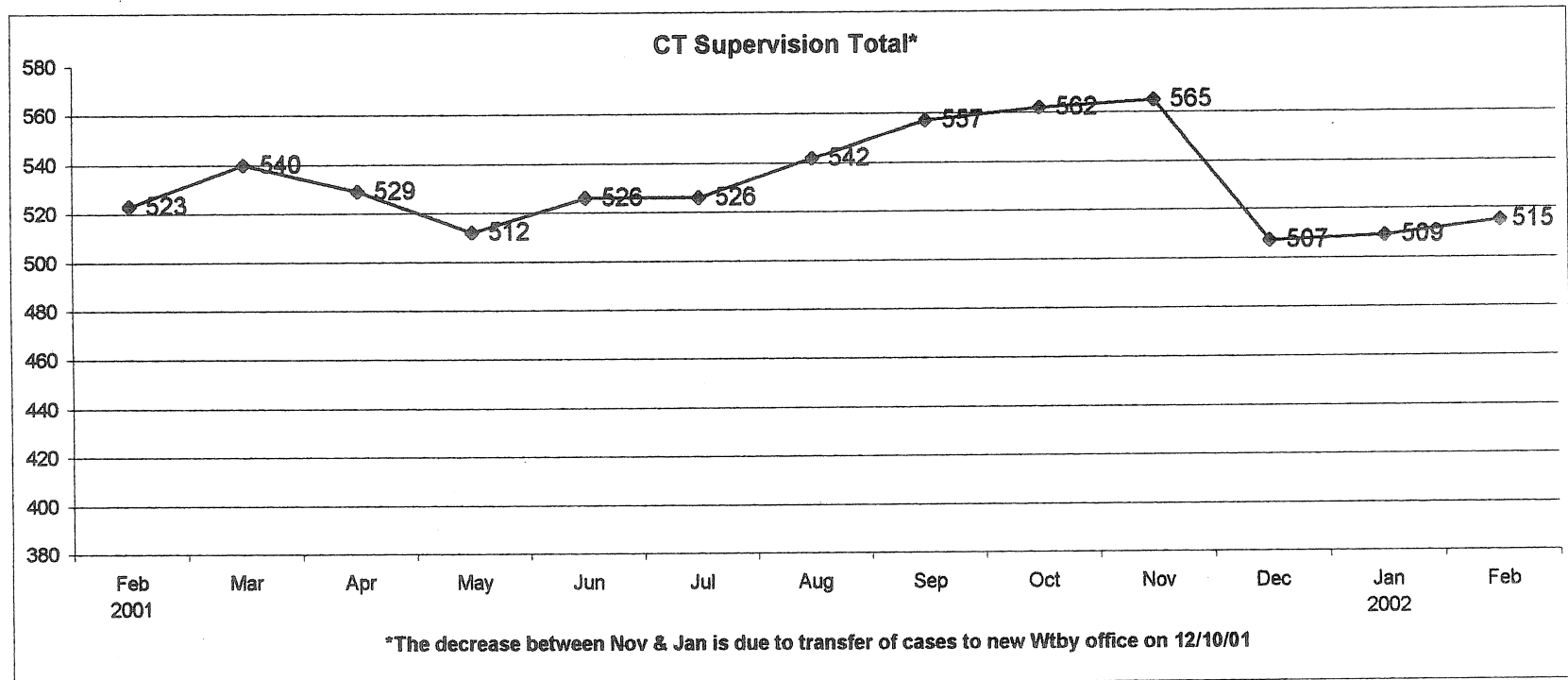


# Parole Supervision Caseload

## February 28, 2002

### Hartford District Office Supervision Caseload

	2001												2002	
	Feb	Mar	Apr	May	Jun	Jul	Aug	Sep	Oct	Nov	Dec	Jan	Feb	
<b>CT Parolees Supervised in CT</b>	475	493	475	466	475	480	501	518	519	519	470	472	474	
<b>Out Of State Parolees Supervised in CT</b>	48	47	54	46	51	46	41	39	43	46	37	37	41	
<b>CT Supervision Total:</b>	523	540	529	512	526	526	542	557	562	565	507	509	515	
<b>Parole Violators Confined</b>	64	70	70	79	100	93	93	102	104	96	104	93	89	
<b>GRAND TOTAL</b>	587	610	599	591	626	619	635	659	666	661	611	602	604	

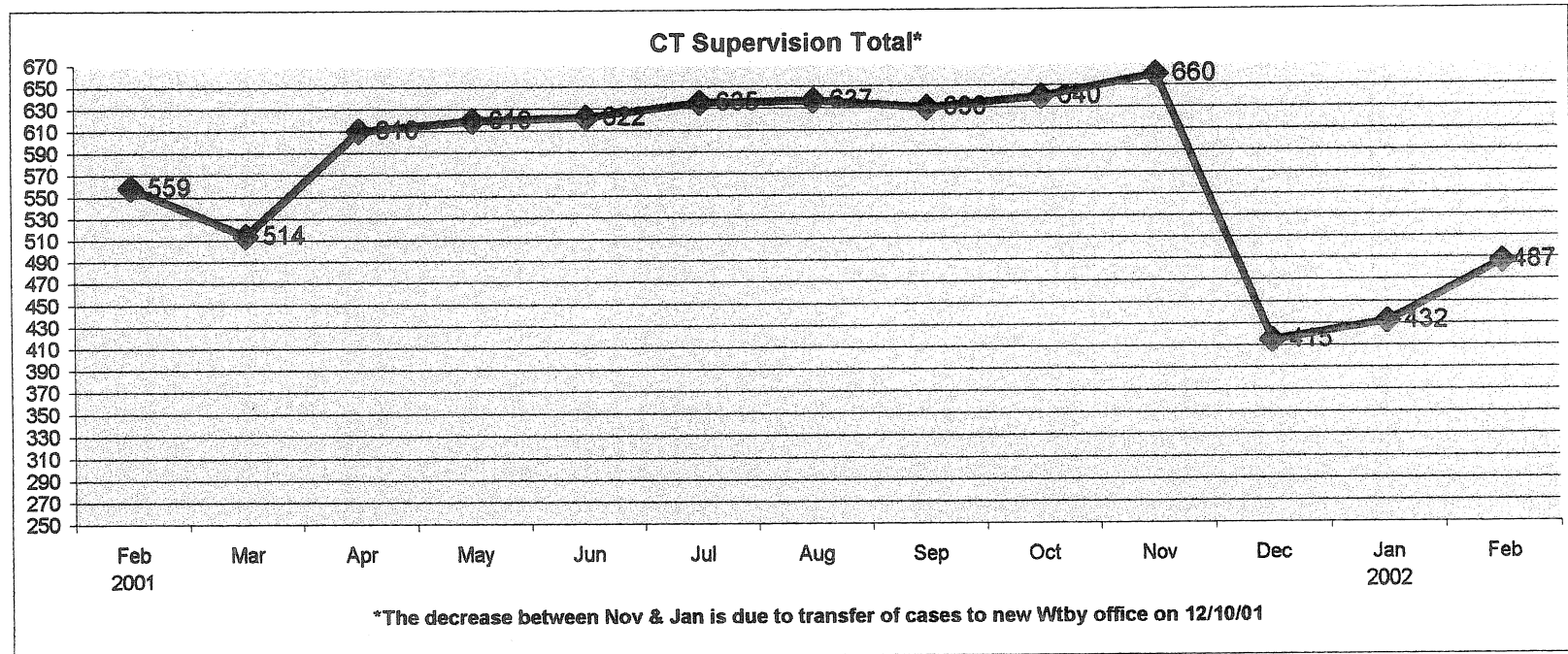


# Parole Supervision Caseload

## February 28, 2002

### New Haven District Office Supervision Caseload

	2001												2002	
	Feb	Mar	Apr	May	Jun	Jul	Aug	Sep	Oct	Nov	Dec	Jan	Feb	
CT Parolees Supervised in CT	500	464	553	558	561	567	571	569	579	599	372	388	440	
Out Of State Parolees Supervised in CT	59	50	57	61	61	68	66	61	61	61	43	44	47	
<b>CT Supervision Total:</b>	<b>559</b>	<b>514</b>	<b>610</b>	<b>619</b>	<b>622</b>	<b>635</b>	<b>637</b>	<b>630</b>	<b>640</b>	<b>660</b>	<b>415</b>	<b>432</b>	<b>487</b>	
Parole Violators Confined	47	39	39	58	61	56	57	80	82	88	84	47	58	
<b>GRAND TOTAL</b>	<b>606</b>	<b>553</b>	<b>649</b>	<b>677</b>	<b>683</b>	<b>691</b>	<b>694</b>	<b>710</b>	<b>722</b>	<b>748</b>	<b>499</b>	<b>479</b>	<b>545</b>	



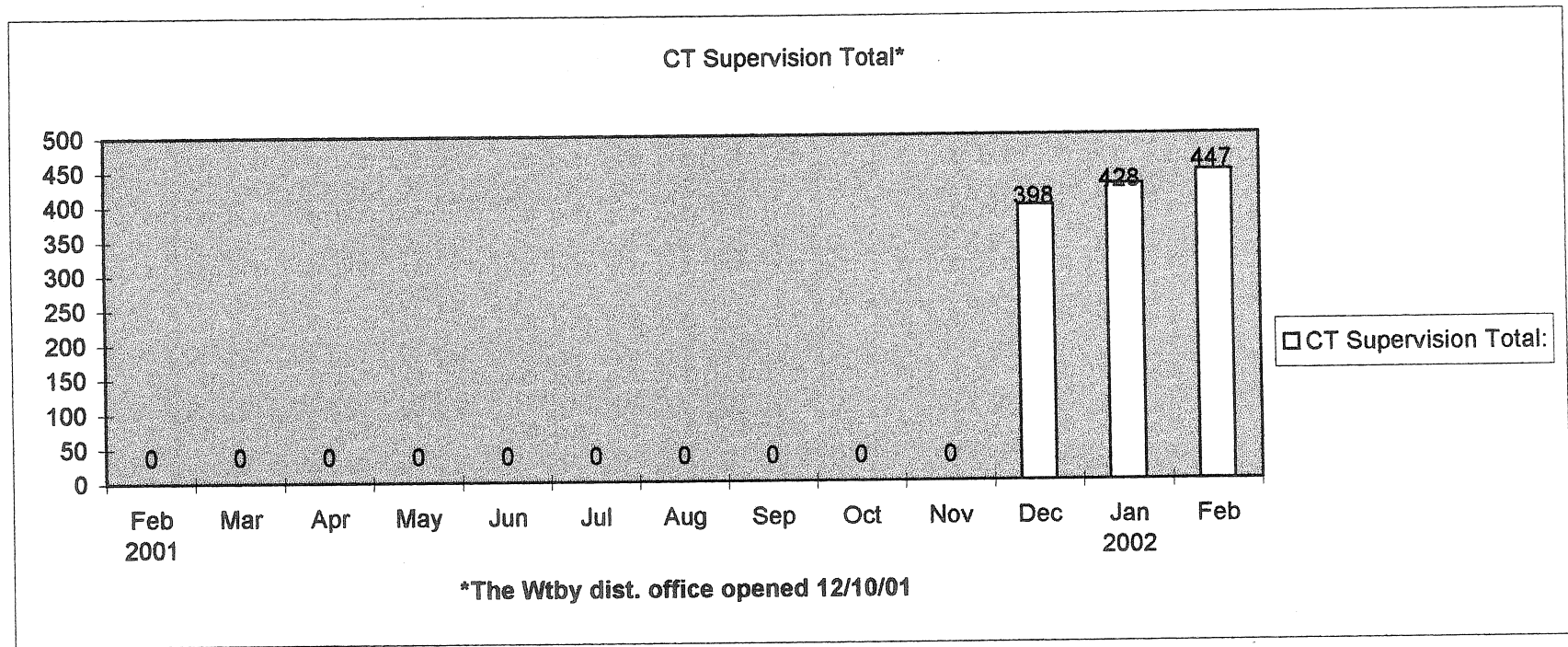


# Parole Supervision Caseload

## February 28, 2002

### Waterbury Caseload

	2001										2002		
	Feb	Mar	Apr	May	Jun	Jul	Aug	Sep	Oct	Nov	Dec	Jan	Feb
CT Parolees Supervised in CT	0	0	0	0	0	0	0	0	0	0	360	389	407
Out Of State Parolees Supervised in CT	0	0	0	0	0	0	0	0	0	0	38	39	40
CT Supervision Total:	0	0	0	0	0	0	0	0	0	0	398	428	447
Parole Violators Confined	0	0	0	0	0	0	0	0	0	0	46	41	36
GRAND TOTAL	0	0	0	0	0	0	0	0	0	0	444	469	483

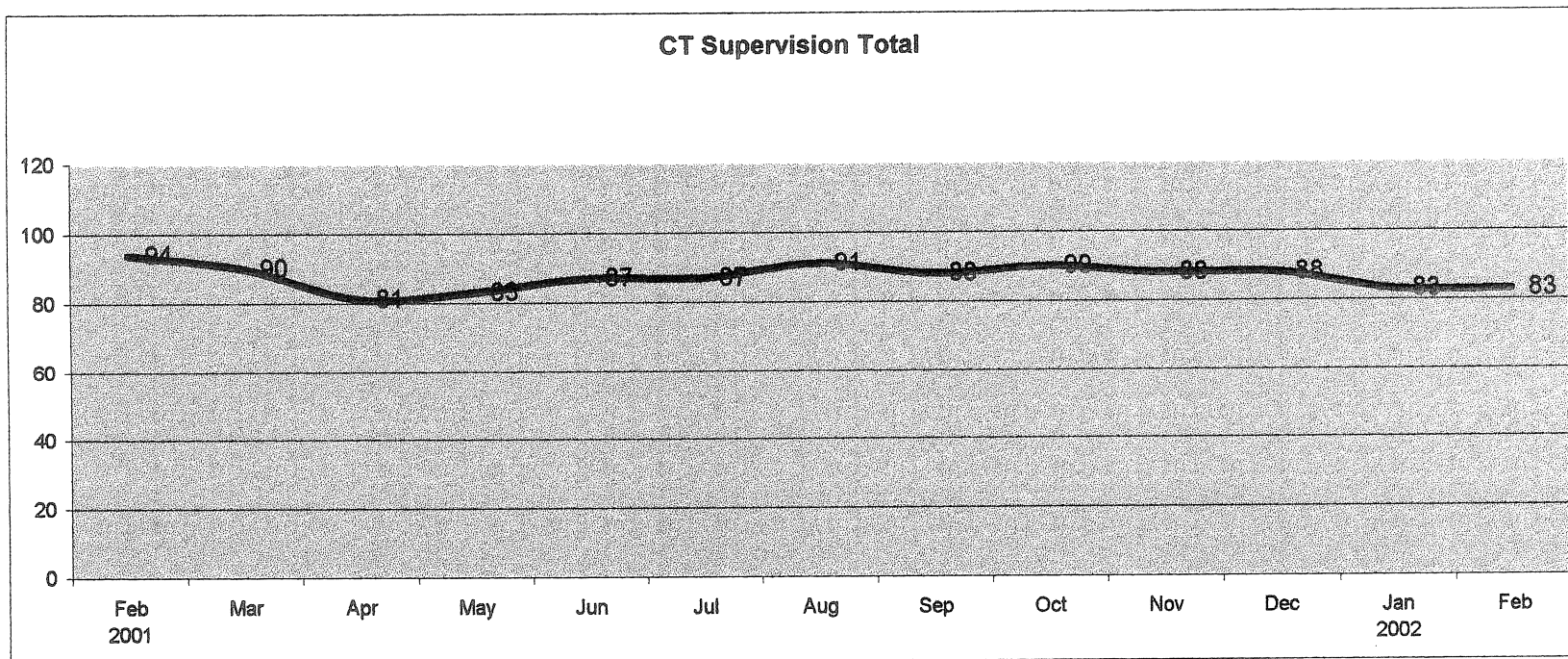


# Parole Supervision Caseload

## February 28, 2002

### Special Management Supervision Caseload

	2001												2002	
	Feb	Mar	Apr	May	Jun	Jul	Aug	Sep	Oct	Nov	Dec	Jan	Feb	
CT Parolees Supervised in CT	79	75	69	72	76	76	80	76	78	77	75	75	67	
Out Of State Parolees Supervised in CT	15	15	12	11	11	11	11	12	12	11	13	8	16	
<b>CT Supervision Total:</b>	<b>94</b>	<b>90</b>	<b>81</b>	<b>83</b>	<b>87</b>	<b>87</b>	<b>91</b>	<b>88</b>	<b>90</b>	<b>88</b>	<b>88</b>	<b>83</b>	<b>83</b>	
<b>Parole Violators Confined</b>	<b>5</b>	<b>6</b>	<b>10</b>	<b>10</b>	<b>8</b>	<b>6</b>	<b>5</b>	<b>3</b>	<b>4</b>	<b>10</b>	<b>13</b>	<b>14</b>	<b>16</b>	
<b>GRAND TOTAL</b>	<b>99</b>	<b>96</b>	<b>91</b>	<b>93</b>	<b>95</b>	<b>93</b>	<b>96</b>	<b>91</b>	<b>94</b>	<b>98</b>	<b>101</b>	<b>97</b>	<b>99</b>	



## *Violation Reports*

*February 1, 2002 - February 28, 2002*

<i>Office</i>	<i>Parole Officer</i>	<i>Absconder</i>	<i>Criminal</i>	<i>Technical</i>	<i>Total</i>
<i>Bridgeport</i>					
	Barry			1	1
	Bouley		1		1
	DeLucia		3		3
	Emielita		4		4
	Holmes		1		1
	O'Reilly	1	2		3
	Tomaszewski		1	1	2
	Office Total	1	12	2	15
<i>Hartford</i>					
	Banas		3	1	4
	Casanova	1		2	3
	Edwards	2	1	4	7
	Hyman	1	3	1	5
	Knapp		3	1	4
	Mills	1		1	2
	Sparks	1			1
	Office Total	6	10	10	26
<i>New Haven</i>					
	Duca			2	2
	Greene		3		3
	Hogan	1		2	3
	Kelly		3		3
	Nelson		2	2	4
	Runlett		3		3
	Watts		2		2
	Office Total	1	13	6	20
<i>Special Management</i>					
	Boleski			2	2

*Friday, March 08, 2002*

<i>Office</i>	<i>Parole Officer</i>	<i>Absconder</i>	<i>Criminal</i>	<i>Technical</i>	<i>Total</i>
	Noto		1	1	2
	Szydlo		2		2
	Office Total		3	3	6
<i>Waterbury</i>					
	Amaral	1		3	4
	Harrison		1	1	2
	Krupa			1	1
	O'Connor	1	2		3
	Romano		3	1	4
	Wood		2		2
	Office Total	2	8	6	16
<i>Grand Total</i>		10	46	27	83

*\* Source: Hearings Division Warrant Requests and Interstate Reports*