


**STATE OF CONNECTICUT**

**Connecticut Parole and  
Community Services**

**Monthly Report**



**January 2002**  
*(January 2001 to January 2002)*

Prepared by  
*Jerry Stowell*

FOR  
BOARD OF PARDONS & PAROLES (BOPP)  
AND  
DEPARTMENT OF CORRECTION (DOC)  
Parole and Community Services Division

**Correctional Population and Parole Eligibility  
January 31, 2002**

**Confined Population**

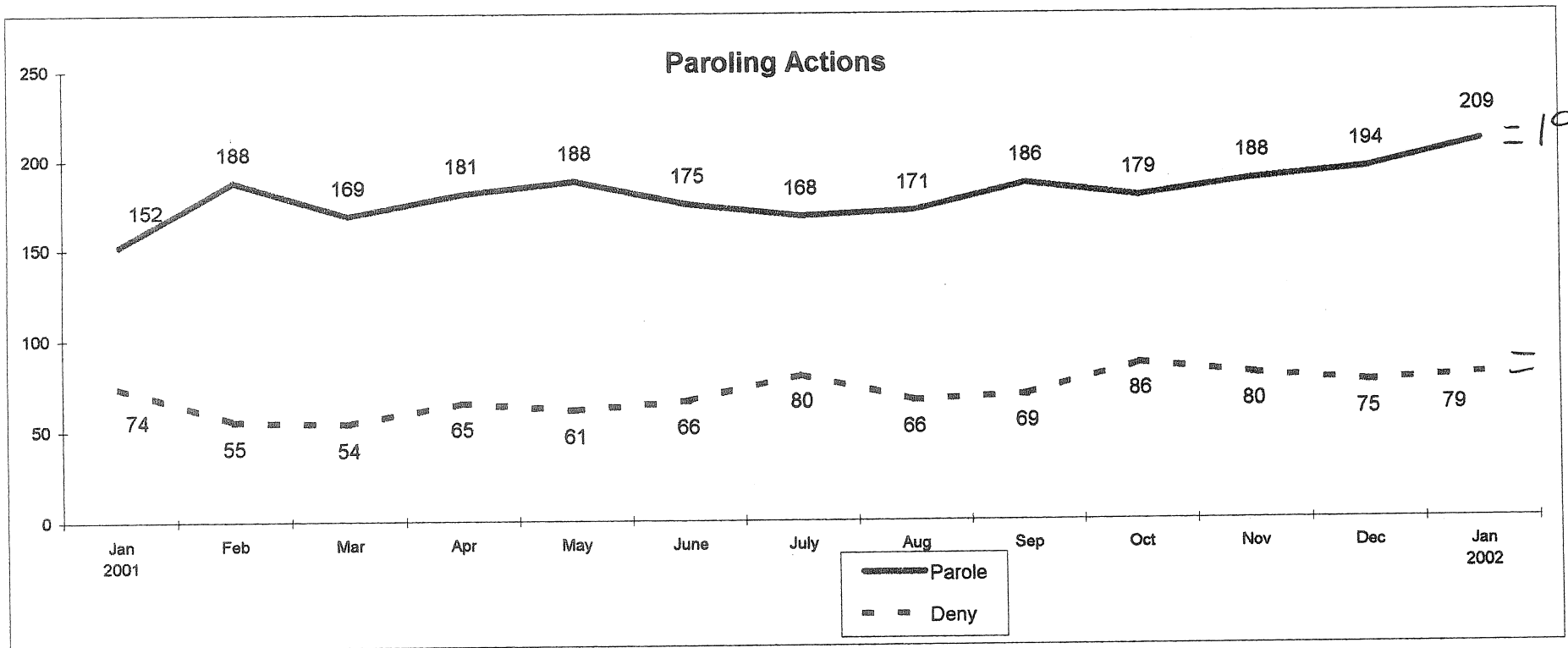
	<b>17,885</b>		
(Unsentenced and Special Inmates)	(3,669)	Balance	14,216
(Sentences 2 Years & Less, Cuscom, New Admits)	(4,608)	Balance	9,608
(Parole Ineligible, crime committed)	(668)	Balance	8,940
(SRG Classification)	(360)	Balance	8,580
(Wright Decision Cases)	(397)	Balance	8,183
(Level 5 Classification)	(96)	Balance	8,087
(Chronic Disciplinary Unit Classification)	(59)		

**Population Eligible for Parole Consideration 8,028**

**Connecticut Board of Parole  
Hearings Division Monthly Statistics  
January 31, 2002**

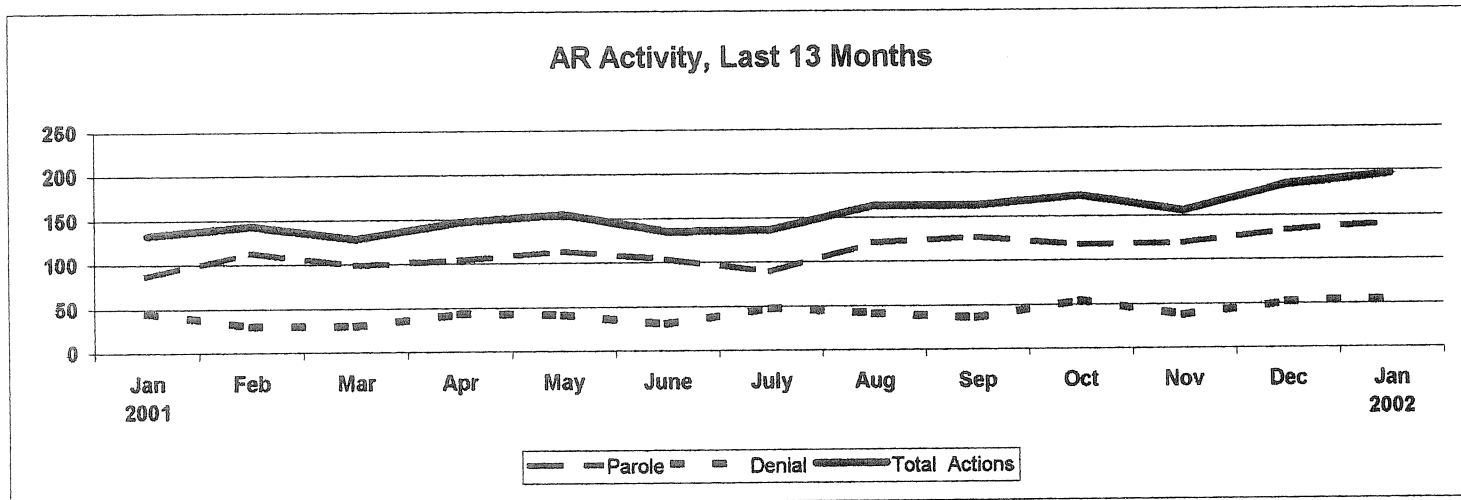
	2001												2002	12 Mo.
	Jan	Feb	Mar	Apr	May	June	July	Aug	Sep	Oct	Nov	Dec	Jan	Totals
<b>Full Panel Actions</b>														
Parole	65	75	70	77	75	71	79	50	59	61	69	61	68	815
Deny	28	25	24	22	19	35	32	24	33	31	43	23	24	335
Medical Parole	0	0	0	0	0	0	0	0	0	0	0	0	0	0
Revoke	24	33	7	23	40	42	49	43	40	53	42	46	41	459
Revoke & Reparole	10	10	15	5	12	20	12	7	23	21	26	14	16	181
Rescind	10	8	2	5	9	8	7	2	12	8	16	13	14	104
Rescind & Reparole	13	10	9	16	6	15	7	6	4	8	12	12	6	111
Early Parole Discharge	0	0	0	0	0	0	0	0	0	0	0	0	0	0
<b>Total Full Panel Actions</b>	150	161	127	148	161	191	186	132	171	182	208	169	169	2005
<b>Administrative Review Actions</b>														
Parole	87	113	99	104	113	104	89	121	127	118	119	133	141	1381
Deny	46	30	30	43	42	31	48	42	36	55	37	52	55	501
<b>Total Admin. Review Actions</b>	133	143	129	147	155	135	137	163	163	173	156	185	196	1882
<b>Staff Actions</b>														
Case Review	35	24	52	35	30	45	31	26	34	24	20	15	12	348
Review & Reschedule	163	251	147	93	286	230	157	265	145	267	130	169	303	2443
Close Interest	44	96	60	33	107	67	62	94	23	79	28	54	87	790
<b>Total Actions</b>	525	675	515	456	739	668	573	680	536	725	542	592	767	7468
<b>Total Hearing Dates</b>	19	19	20	20	20	18	20	19	19	18	20	18	20	231
<b>Parole Grant Rate</b>														
Full Panels	70%	75%	74%	78%	80%	67%	71%	68%	64%	66%	62%	73%	74%	71%
Administrative Reviews	65%	79%	77%	71%	73%	77%	65%	74%	78%	68%	76%	72%	72%	73%

## Connecticut Board of Parole Hearings Division Monthly Statistics January 31, 2002



**Connecticut Board of Parole  
Hearings Division Monthly Statistics  
Administrative Reviews  
January 31, 2002**

	2001												2002
	Jan	Feb	Mar	Apr	May	June	July	Aug	Sep	Oct	Nov	Dec	Jan
Parole	87	113	99	104	113	104	89	121	127	118	119	133	141
Denial	46	30	30	43	42	31	48	42	36	55	37	52	55
Medical Parole	0	0	0	0	0	0	0	0	0	0	0	0	0
<b>Total Actions</b>	<b>133</b>	<b>143</b>	<b>129</b>	<b>147</b>	<b>155</b>	<b>135</b>	<b>137</b>	<b>163</b>	<b>163</b>	<b>173</b>	<b>156</b>	<b>185</b>	<b>196</b>



**Connecticut Board of Parole  
Hearings Division Monthly Statistics**

**Current Location**

**January 31, 2002**

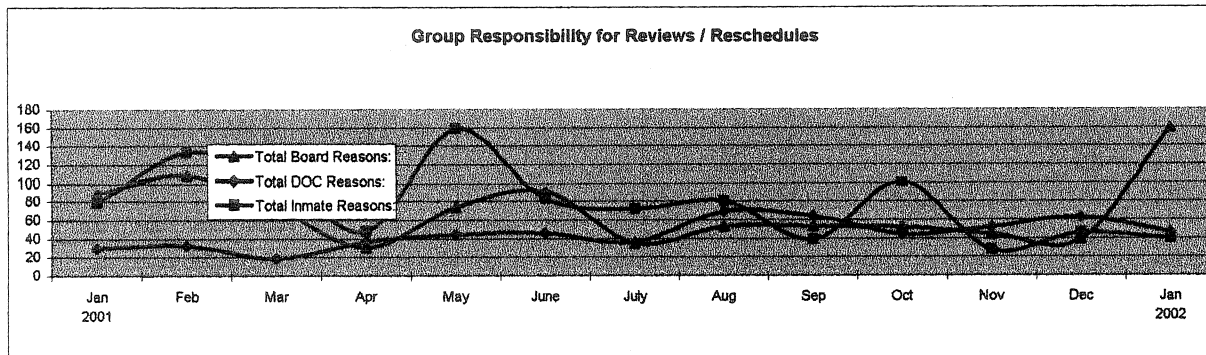
**Persons Granted Parole via Administrative Reviews**

**Granting Month**

Location	2001												2002	12 Mo.
	Jan	Feb	Mar	Apr	May	June	July	Aug	Sep	Oct	Nov	Dec	Jan	Total
CT Parole Supervision	0	0	1	1	1	0	0	1	2	3	5	6	9	29
Out-of State Parole Supervision	0	0	0	0	0	0	0	0	0	0	0	0	0	0
Abscond from Parole	0	0	0	0	0	0	0	0	0	0	0	0	1	1
Halfway House	3	5	4	4	3	4	3	7	6	5	6	10	5	62
Confined in CT, to be Released	83	108	94	98	108	99	86	112	118	110	107	113	126	1279
Confined, Out of State	0	0	0	0	0	0	0	0	0	0	0	0	0	0
Furlough	0	0	0	0	0	0	0	0	0	0	0	0	0	0
Escaped, Prior to Release	0	0	0	0	0	0	0	0	0	0	0	0	0	0
Reconfined	0	0	0	0	0	0	0	0	0	0	0	0	0	0
TS	0	0	0	0	0	0	0	0	0	0	0	0	0	0
Discharged	1	0	0	1	0	0	0	0	0	0	0	0	0	1
Virginia					1	1	0	1	1	0	1	4	0	9
<b>Total</b>	<b>87</b>	<b>113</b>	<b>99</b>	<b>104</b>	<b>113</b>	<b>104</b>	<b>89</b>	<b>121</b>	<b>127</b>	<b>118</b>	<b>119</b>	<b>133</b>	<b>141</b>	<b>1381</b>

**Connecticut Board of Parole  
Types of Review and Rescheduling Activities  
January 2002**

	2001												2002
	Jan	Feb	Mar	Apr	May	June	July	Aug	Sep	Oct	Nov	Dec	Jan
<b><u>Inmate-Related Reasons:</u></b>													
<b><u>Regular Hearings</u></b>													
In Seg/Punitive Seg	4	7	2	2	8								
Inmate's Request	0	1	0	2	2								
Pending Charges	11	36	20	5	44								
Pending DR	0	0	0	0	0	0	0	0	0	0	0	0	0
SRG Affiliation	17	41	21	3	48	23	22	27	3	48	5	19	15
Pending Waiver	0	0	0	0	0	0	0	0	0	0	0	0	0
85% Status	11	23	12	1	27	15	19	27	1	29	3	11	9
Case Review	35	24	52	35	30	45	31	26	34	24	20	15	12
<b><u>Revocation Hearings:</u></b>													
Attorney	0	1	0	0	0	0	0	0	1	0	0	0	0
Pending Charges	1	0	0	0	0	0	0	0	0	0	0	1	4
<b>Total Inmate Reasons:</b>	<b>79</b>	<b>133</b>	<b>107</b>	<b>48</b>	<b>159</b>	<b>83</b>	<b>72</b>	<b>80</b>	<b>39</b>	<b>101</b>	<b>28</b>	<b>46</b>	<b>40</b>
<b><u>DOC-Related Reasons</u></b>													
<b><u>Regular Hearings</u></b>													
Transportation	21	19	17	31	33	38	30	63	56	40	47	57	44
Awaiting MH Evaluation	9	14	2	6	12	8	6	6	8	5	5	6	3
<b>Total DOC Reasons:</b>	<b>30</b>	<b>33</b>	<b>19</b>	<b>37</b>	<b>45</b>	<b>46</b>	<b>36</b>	<b>69</b>	<b>64</b>	<b>45</b>	<b>52</b>	<b>63</b>	<b>47</b>
<b><u>Board-Related Reasons</u></b>													
<b><u>Regular Hearings</u></b>													
Additional Info	21	20	10	13	24	20	10	11	19	16	10	13	16
Additional Offense Info	21	16	15	9	11	13	7	15	15	7	16	14	10
Hearing Cancelled	8	12	0	3	0	35	0	0	14	0	17	0	106
Ineligible-PE date	17	37	20	2	2	2	0	0	0	0	0	0	0
No Parole Package	0	0	0	0	0	0	0	0	0	0	0	0	0
Awaiting Sex Offender Eval	12	6	6	0	0	0	0	0	0	0	0	0	0
Other	10	18	22	4	37	21	18	27	5	29	2	12	28
<b>Total Board Reasons:</b>	<b>89</b>	<b>109</b>	<b>73</b>	<b>31</b>	<b>74</b>	<b>91</b>	<b>35</b>	<b>53</b>	<b>53</b>	<b>52</b>	<b>45</b>	<b>39</b>	<b>160</b>
<b>All Reasons:</b>	<b>198</b>	<b>275</b>	<b>199</b>	<b>116</b>	<b>278</b>	<b>220</b>	<b>143</b>	<b>202</b>	<b>156</b>	<b>198</b>	<b>125</b>	<b>148</b>	<b>247</b>



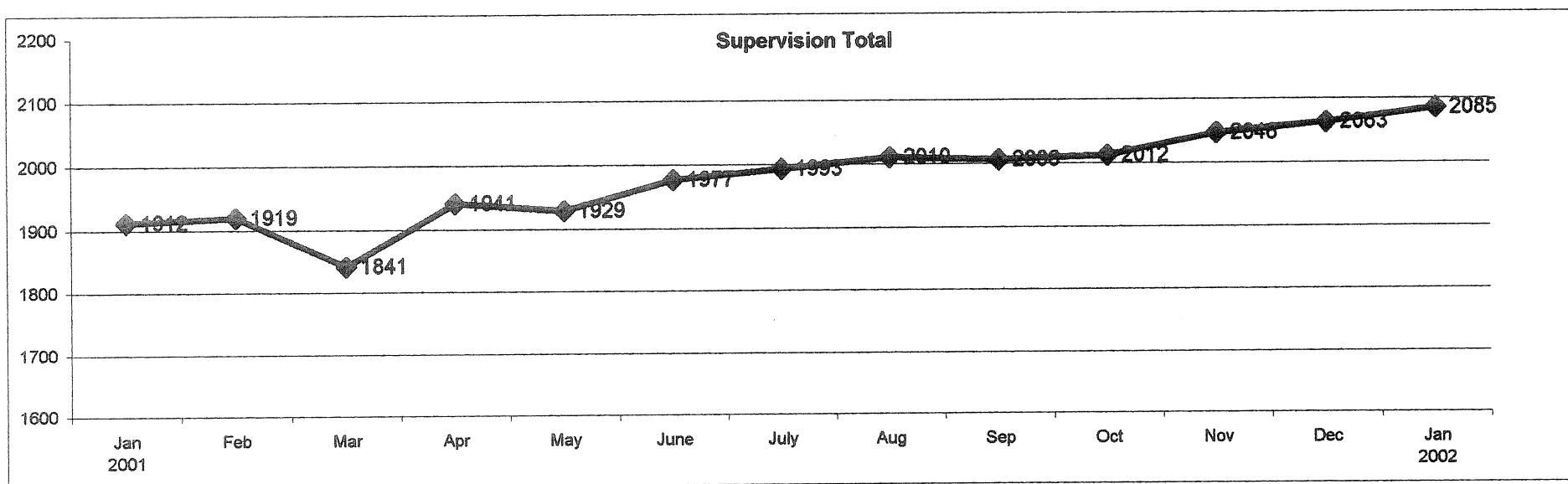
**Parole Granting Rate  
February 1999 - January 2002**

	<b>Full Panel Hearings</b>	<b>Administrative Reviews</b>
February	67%	60%
March	53%	67%
April	58%	54%
May	64%	54%
June	66%	70%
July	64%	76%
August	71%	71%
September	72%	65%
October	69%	75%
November	69%	60%
December	68%	69%
January	67%	76%
February	65%	66%
March	67%	67%
April	66%	69%
May	69%	67%
June	67%	69%
July	73%	74%
August	78%	72%
September	72%	69%
October	78%	66%
November	68%	73%
December	80%	64%
January	70%	65%
February	75%	79%
March	74%	77%
April	78%	71%
May	80%	73%
June	67%	77%
July	71%	65%
August	68%	74%
September	64%	78%
October	66%	68%
November	62%	76%
December	73%	72%
January	74%	72%
Average:	69%	69%




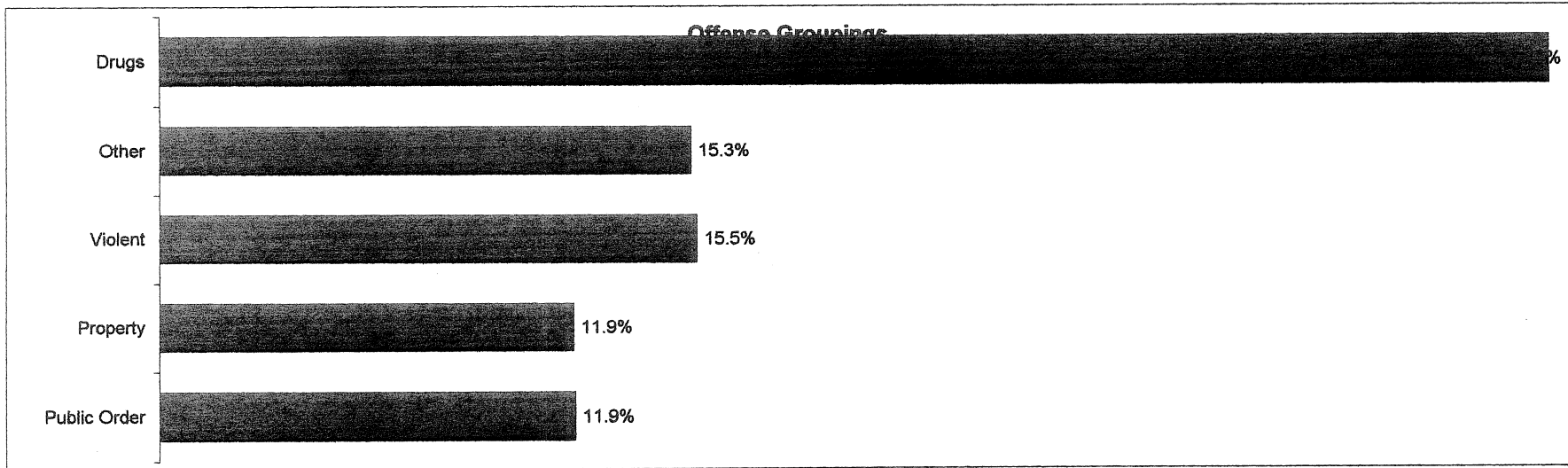
## Connecticut Board of Parole Parole Supervision Caseload January 31, 2002

	2001												2002	12 Mo
	Jan	Feb	Mar	Apr	May	June	July	Aug	Sep	Oct	Nov	Dec	Jan	Avg.
CT Parolees Supervised in CT	1550	1548	1512	1602	1618	1648	1669	1691	1695	1689	1717	1750	1770	1659
Out Of State Parolees Supervised in CT	181	191	180	193	188	184	181	177	171	176	178	175	175	181
<b>CT Supervision Total:</b>	<b>1731</b>	<b>1739</b>	<b>1692</b>	<b>1795</b>	<b>1806</b>	<b>1832</b>	<b>1850</b>	<b>1868</b>	<b>1866</b>	<b>1865</b>	<b>1895</b>	<b>1925</b>	<b>1945</b>	<b>1840</b>
CT Parolees Supervised Out of State	181	180	149	146	123	145	143	142	140	147	151	138	140	145
<b>Supervision Total:</b>	<b>1912</b>	<b>1919</b>	<b>1841</b>	<b>1941</b>	<b>1929</b>	<b>1977</b>	<b>1993</b>	<b>2010</b>	<b>2006</b>	<b>2012</b>	<b>2046</b>	<b>2063</b>	<b>2085</b>	<b>1985</b>
Parole Violators Confined	185	180	194	220	231	224	231	257	263	264	279	265	283	241
<b>GRAND TOTAL</b>	<b>2097</b>	<b>2099</b>	<b>2035</b>	<b>2161</b>	<b>2160</b>	<b>2201</b>	<b>2224</b>	<b>2267</b>	<b>2269</b>	<b>2276</b>	<b>2325</b>	<b>2328</b>	<b>2368</b>	<b>2226</b>



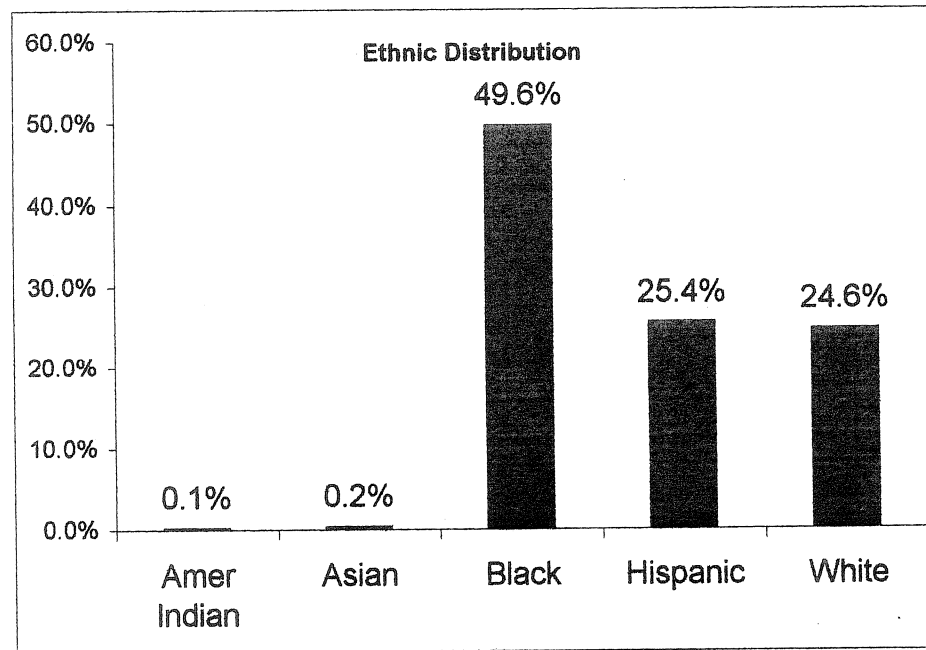
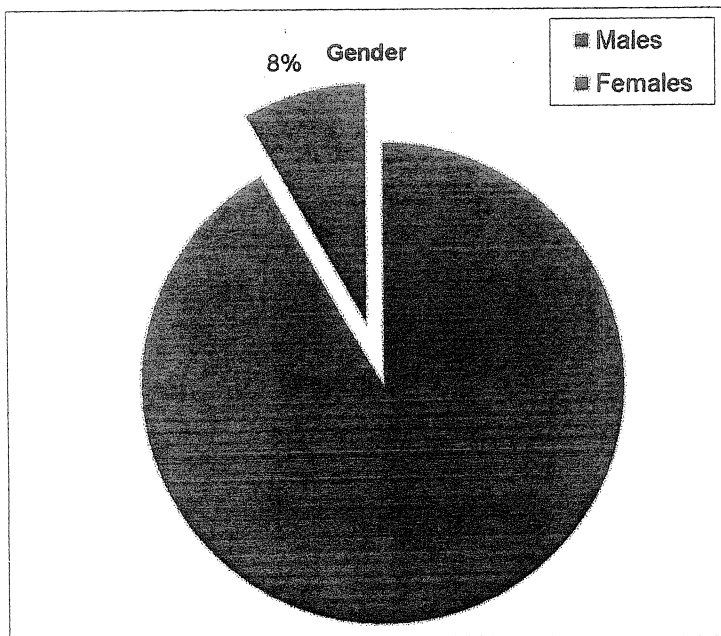
# Connecticut Board of Parole Parole Supervision Caseload January 31, 2002

## Distributions for this Latest Month



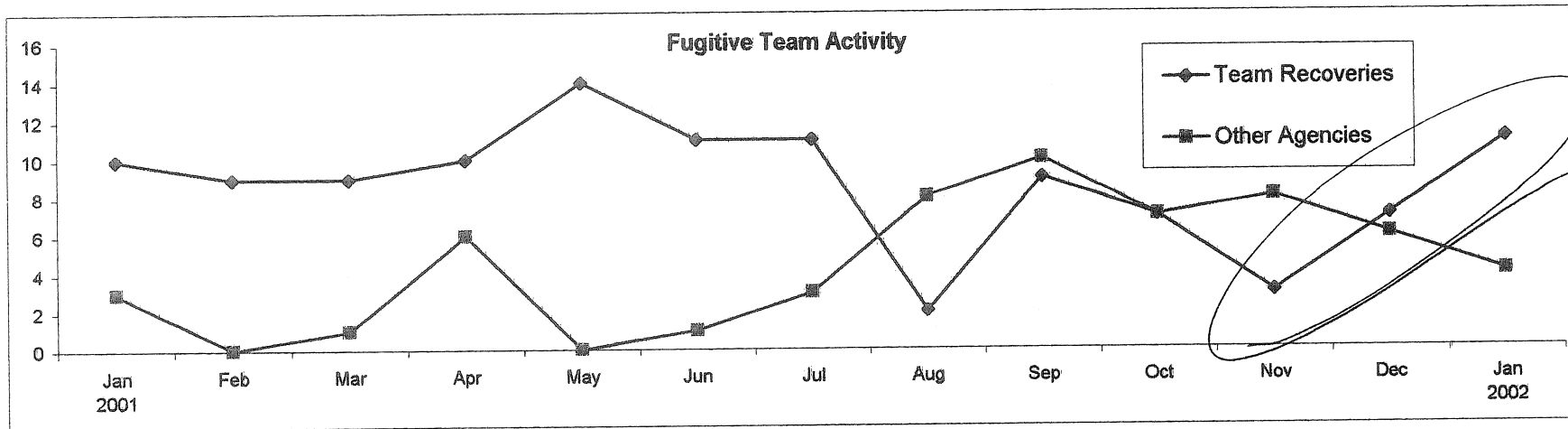
# Connecticut Board of Parole Parole Supervision Caseload January 31, 2002

Distributions for this Latest Month



**Connecticut Board of Parole  
Parole Supervision Caseload  
January 31, 2002**

**Unit Activities**



**Connecticut Board of Parole  
Parole Supervision Caseload  
January 31, 2002**

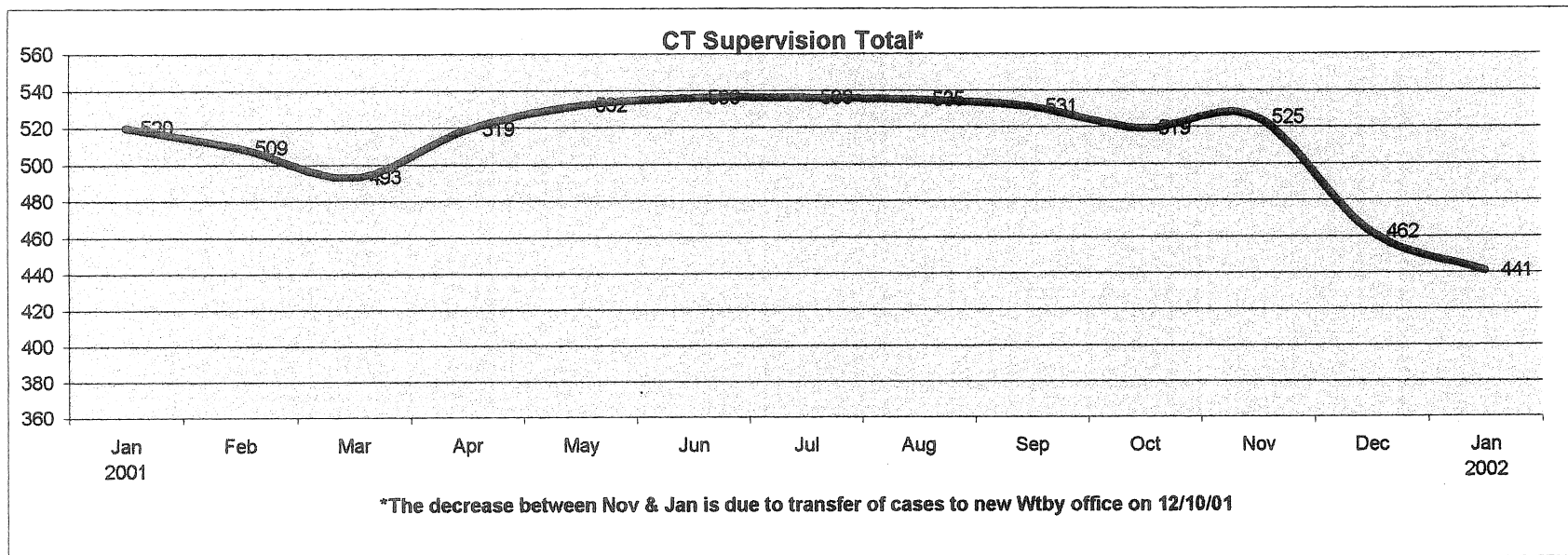
**Parolee Employment Information**

	2001 Jan	Feb	Mar	Apr	May	June	July	Aug	Sep	Oct	Nov	Dec	2002 Jan
<b>Number of Parolees Employed:</b>	1414	1426	1374	1455	1466	1514	1510	1544	1499	1392	1510	1553	1571
<b>Parolees Unemployable:</b>	158	153	141	168	173	147	174	160	196	293	181	170	174
<b>Proportion Employed:</b>	90%	90%	89%	89%	90%	90%	90%	90%	90%	89%	88%	88%	89%
<b>Number Active in Parole Works:</b>	116	107	100	95	94	94	105	77	93	103	129	126	125
<b># Community Service Hours:</b>	778	691	811	1108	933	963	1408	1266	1214	1195	1132	337	1425

## Parole Supervision Caseload January 31, 2002

### Bridgeport District Office Supervision Caseload

	2001												2002
	Jan	Feb	Mar	Apr	May	Jun	Jul	Aug	Sep	Oct	Nov	Dec	Jan
CT Parolees Supervised in CT	462	442	425	449	462	475	480	476	472	459	465	418	394
Out Of State Parolees Supervised in CT	58	67	68	70	70	61	56	59	59	60	60	44	47
<b>CT Supervision Total:</b>	<b>520</b>	<b>509</b>	<b>493</b>	<b>519</b>	<b>532</b>	<b>536</b>	<b>536</b>	<b>535</b>	<b>531</b>	<b>519</b>	<b>525</b>	<b>462</b>	<b>441</b>
 Parole Violators Confined	 64	 63	 74	 68	 56	 64	 72	 65	 68	 69	 72	 64	 73
<b>GRAND TOTAL</b>	<b>584</b>	<b>572</b>	<b>567</b>	<b>587</b>	<b>588</b>	<b>600</b>	<b>608</b>	<b>600</b>	<b>599</b>	<b>588</b>	<b>597</b>	<b>526</b>	<b>514</b>

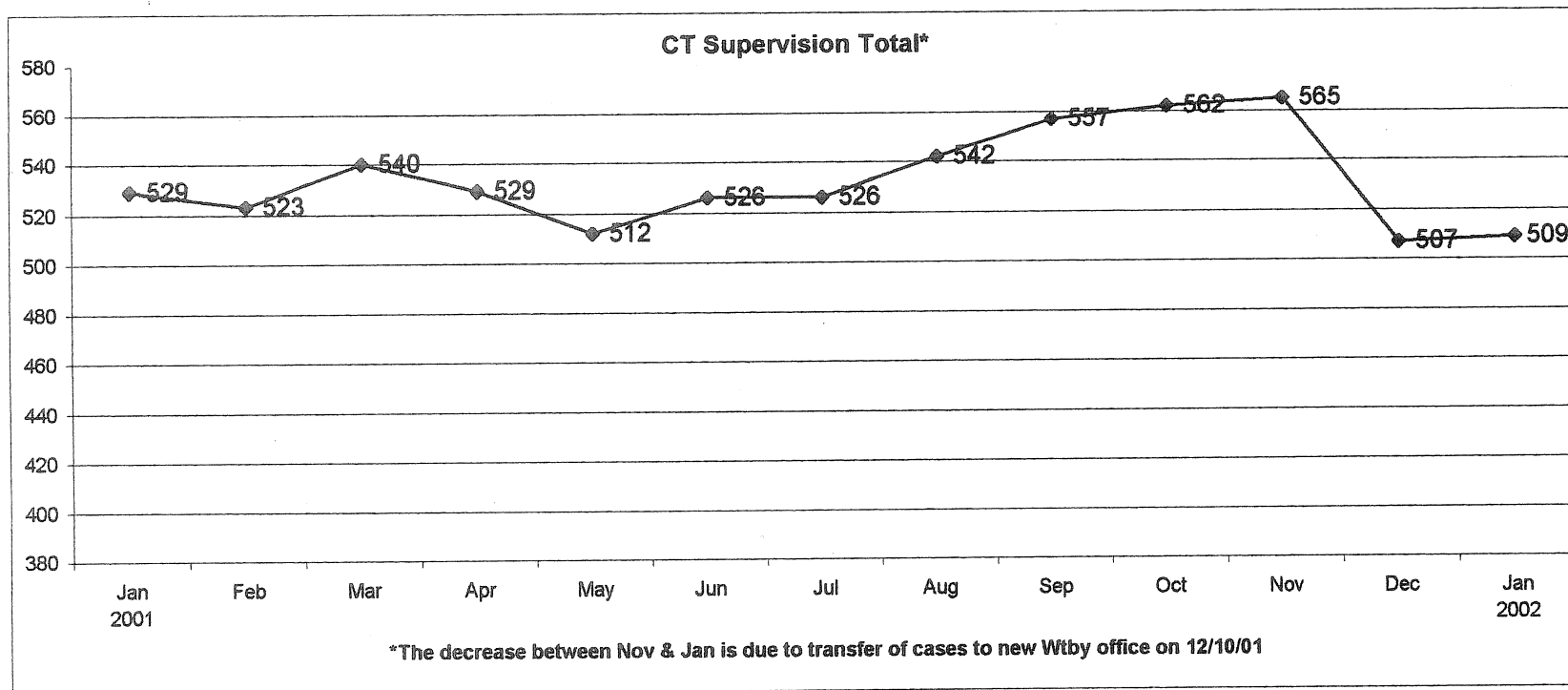


# Parole Supervision Caseload

## January 31, 2002

### Hartford District Office Supervision Caseload

	2001												2002
	Jan	Feb	Mar	Apr	May	Jun	Jul	Aug	Sep	Oct	Nov	Dec	Jan
CT Parolees Supervised in CT	481	475	493	475	466	475	480	501	518	519	519	470	472
Out Of State Parolees Supervised in CT	48	48	47	54	46	51	46	41	39	43	46	37	37
CT Supervision Total:	529	523	540	529	512	526	526	542	557	562	565	507	509
Parole Violators Confined	62	64	70	70	79	100	93	93	102	104	96	104	93
GRAND TOTAL	591	587	610	599	591	626	619	635	659	666	661	611	602

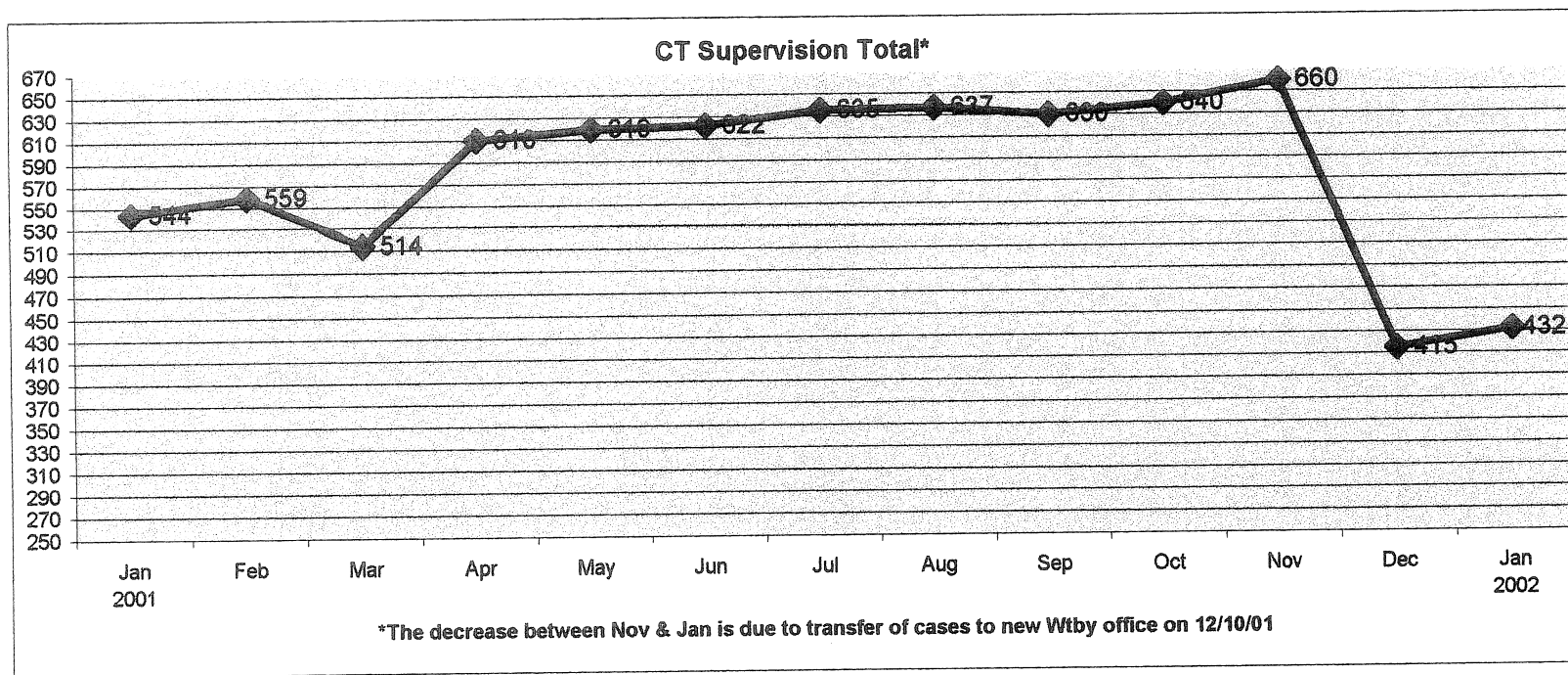


# Parole Supervision Caseload

## January 31, 2002

### New Haven District Office Supervision Caseload

	2001												2002
	Jan	Feb	Mar	Apr	May	Jun	Jul	Aug	Sep	Oct	Nov	Dec	Jan
CT Parolees Supervised in CT	486	500	464	553	558	561	567	571	569	579	599	372	388
Out Of State Parolees Supervised in CT	58	59	50	57	61	61	68	66	61	61	61	43	44
<b>CT Supervision Total:</b>	<b>544</b>	<b>559</b>	<b>514</b>	<b>610</b>	<b>619</b>	<b>622</b>	<b>635</b>	<b>637</b>	<b>630</b>	<b>640</b>	<b>660</b>	<b>415</b>	<b>432</b>
Parole Violators Confined	49	47	39	39	58	61	56	57	80	82	88	84	47
<b>GRAND TOTAL</b>	<b>593</b>	<b>606</b>	<b>553</b>	<b>649</b>	<b>677</b>	<b>683</b>	<b>691</b>	<b>694</b>	<b>710</b>	<b>722</b>	<b>748</b>	<b>499</b>	<b>479</b>

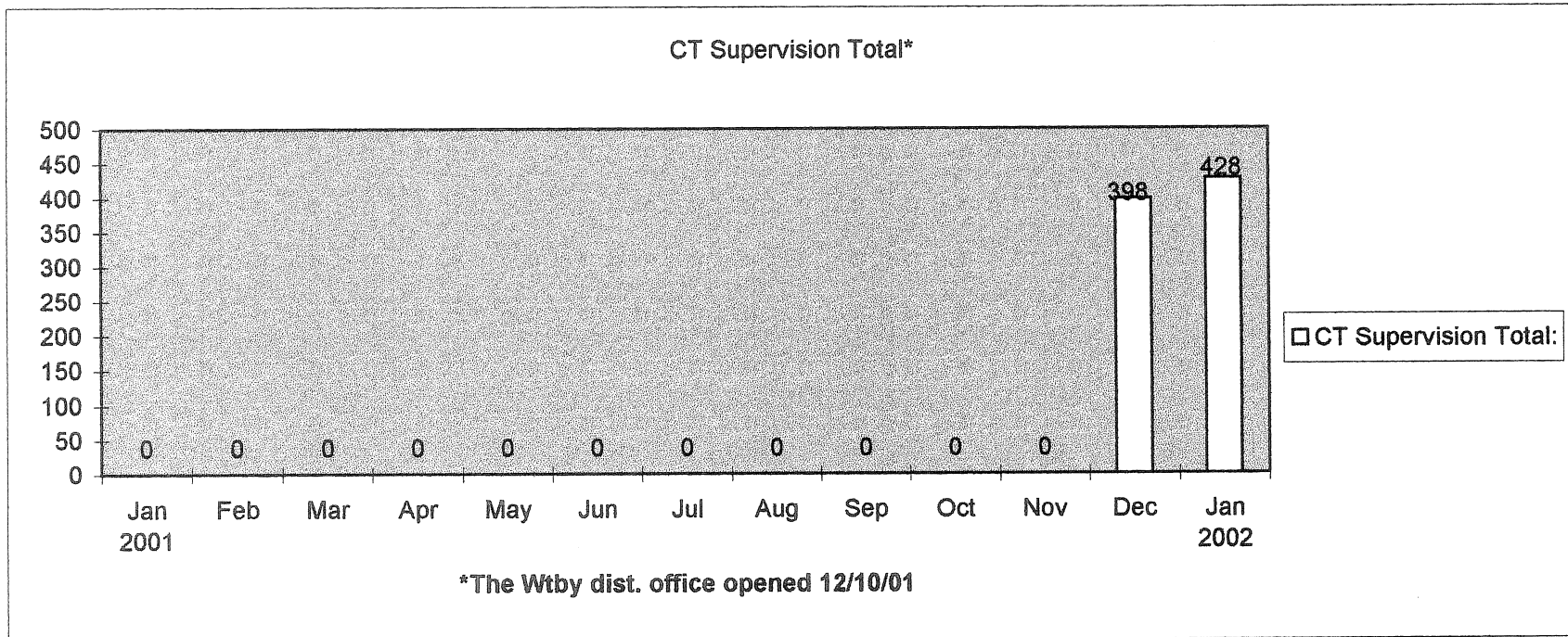




# Parole Supervision Caseload January 31, 2002

## Waterbury Caseload

	2001												2002	
	Jan	Feb	Mar	Apr	May	Jun	Jul	Aug	Sep	Oct	Nov	Dec	Jan	
CT Parolees Supervised in CT	0	0	0	0	0	0	0	0	0	0	0	360	389	
Out Of State Parolees Supervised in CT	0	0	0	0	0	0	0	0	0	0	0	38	39	
CT Supervision Total:	0	0	0	0	0	0	0	0	0	0	0	398	428	
Parole Violators Confined	0	0	0	0	0	0	0	0	0	0	0	46	41	
GRAND TOTAL	0	0	0	0	0	0	0	0	0	0	0	444	469	

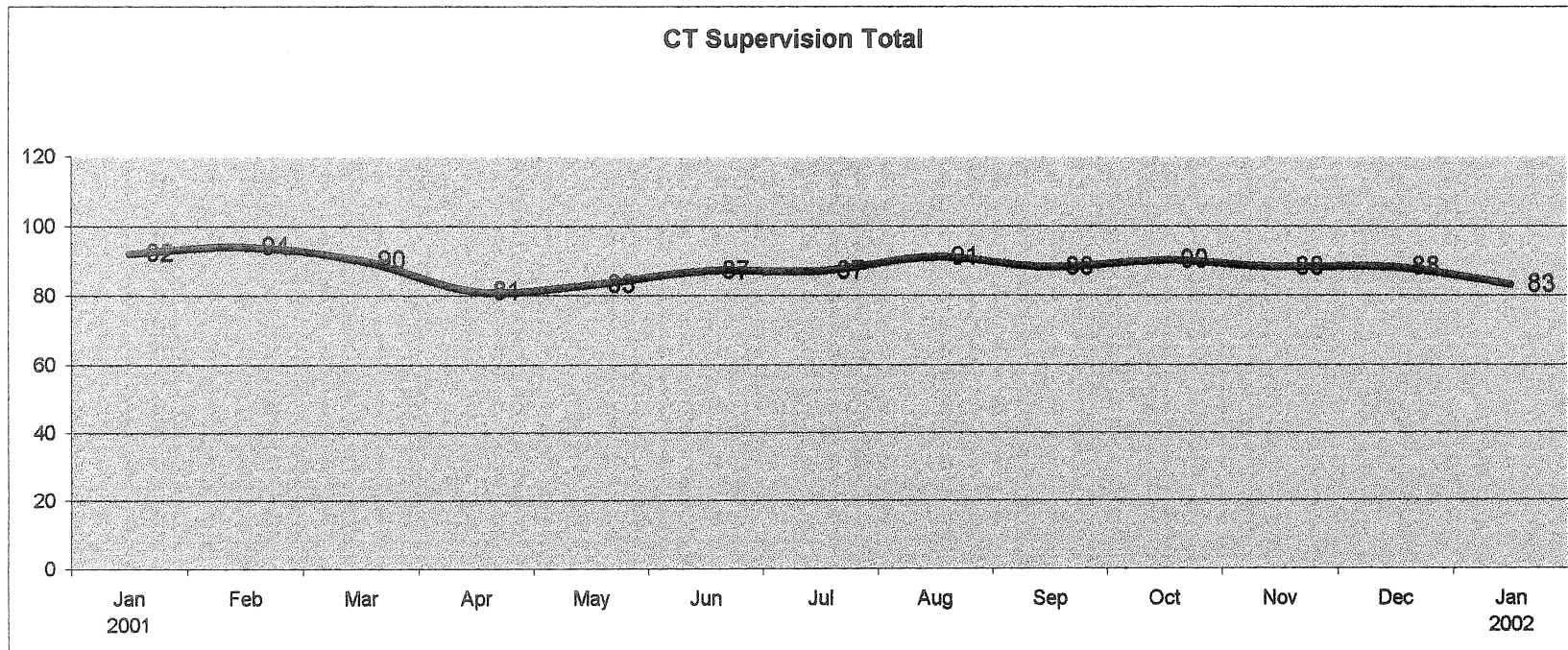


# Parole Supervision Caseload

## January 31, 2002

### Special Management Supervision Caseload

	2001												2002
	Jan	Feb	Mar	Apr	May	Jun	Jul	Aug	Sep	Oct	Nov	Dec	Jan
CT Parolees Supervised in CT	77	79	75	69	72	76	76	80	76	78	77	75	75
Out Of State Parolees Supervised in CT	15	15	15	12	11	11	11	11	12	12	11	13	8
CT Supervision Total:	92	94	90	81	83	87	87	91	88	90	88	88	83
Parole Violators Confined	7	5	6	10	10	8	6	5	3	4	10	13	14
GRAND TOTAL	99	99	96	91	93	95	93	96	91	94	98	101	97



# Parole Supervision Caseload

## January 31, 2002

### Zero Tolerance Caseload

	2001												2002
	Jan	Feb	Mar	Apr	May	Jun	Jul	Aug	Sep	Oct	Nov	Dec	Jan
CT Parolees Supervised in CT	44	52	55	56	60	61	66	63	60	54	57	55	52
Out Of State Parolees Supervised in CT	2	2	0	0	0	0	0	0	0	0	0	0	0
CT Supervision Total:	46	54	55	56	60	61	66	63	60	54	57	55	52
Parole Violators Confined	3	1	5	5	4	3	3	5	6	7	9	2	8
GRAND TOTAL	49	55	60	61	64	64	69	68	66	61	66	57	60

