


STATE OF CONNECTICUT

Connecticut Parole and Community Services
Monthly Report



DECEMBER 2001

(DECEMBER 2000 to DECEMBER 2001)

Prepared by
Jerry Stowell

FOR
BOARD OF PARDONS & PAROLES (BOPP)
AND
DEPARTMENT OF CORRECTION (DOC)
Parole and Community Services Division

**Correctional Population and Parole Eligibility
December 31, 2001**

Confined Population

17,595

(Unsentenced and Special Inmates)

(3,772)

Balance 13,823

(Sentences 2 Years & Less, Cuscom, New Admits)

(4,278)

Balance 9,545

(Parole Ineligible, crime committed)

(665)

Balance 8,880

(SRG Classification)

(366)

Balance 8,514

(Wright Decision Cases)

(392)

Balance 8,122

(Level 5 Classification)

(97)

Balance 8,025

(Chronic Disciplinary Unit Classification)

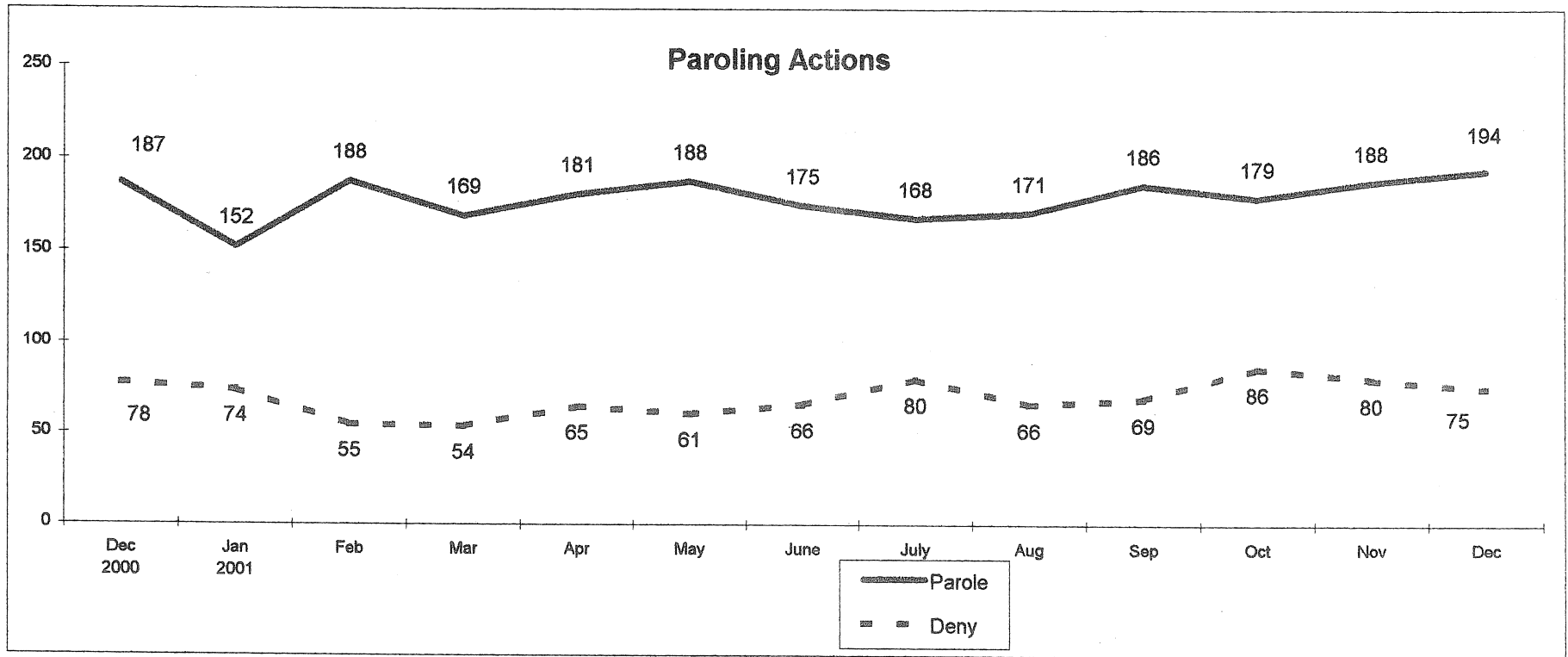
(54)

Population Eligible for Parole Consideration 7,971

**Connecticut Board of Parole
Hearings Division Monthly Statistics
December 31, 2001**

	2000	2001												12 Mo.
	Dec	Jan	Feb	Mar	Apr	May	June	July	Aug	Sep	Oct	Nov	Dec	Totals
Full Panel Actions														
Parole	87	65	75	70	77	75	71	79	50	59	61	69	61	812
Deny	22	28	25	24	22	19	35	32	24	33	31	43	23	339
Medical Parole	0	0	0	0	0	0	0	0	0	0	0	0	0	0
Revoke	39	24	33	7	23	40	42	49	43	40	53	42	46	442
Revoke & Reparole	13	10	10	15	5	12	20	12	7	23	21	26	14	175
Rescind	11	10	8	2	5	9	8	7	2	12	8	16	13	100
Rescind & Reparole	18	13	10	9	16	6	15	7	6	4	8	12	12	118
Early Parole Discharge	0	0	0	0	0	0	0	0	0	0	0	0	0	0
Total Full Panel Actions	190	150	161	127	148	161	191	186	132	171	182	208	169	1986
Administrative Review Actions														
Parole	100	87	113	99	104	113	104	89	121	127	118	119	133	1327
Deny	56	46	30	30	43	42	31	48	42	36	55	37	52	492
Total Admin. Review Actions	156	133	143	129	147	155	135	137	163	163	173	156	185	1819
Staff Actions														
Case Review	27	35	24	52	35	30	45	31	26	34	24	20	15	371
Review & Reschedule	182	163	251	147	93	286	230	157	265	145	267	130	169	2303
Close Interest	63	44	96	60	33	107	67	62	94	23	79	28	54	747
Total Actions	618	525	675	515	456	739	668	573	680	536	725	542	592	7226
Total Hearing Dates	17	19	19	20	20	20	18	20	19	19	18	20	18	230
Parole Grant Rate														
Full Panels	80%	70%	75%	74%	78%	80%	67%	71%	68%	64%	66%	62%	73%	71%
Administrative Reviews	64%	65%	79%	77%	71%	73%	77%	65%	74%	78%	68%	76%	72%	73%

**Connecticut Board of Parole
Hearings Division Monthly Statistics
December 31, 2001**



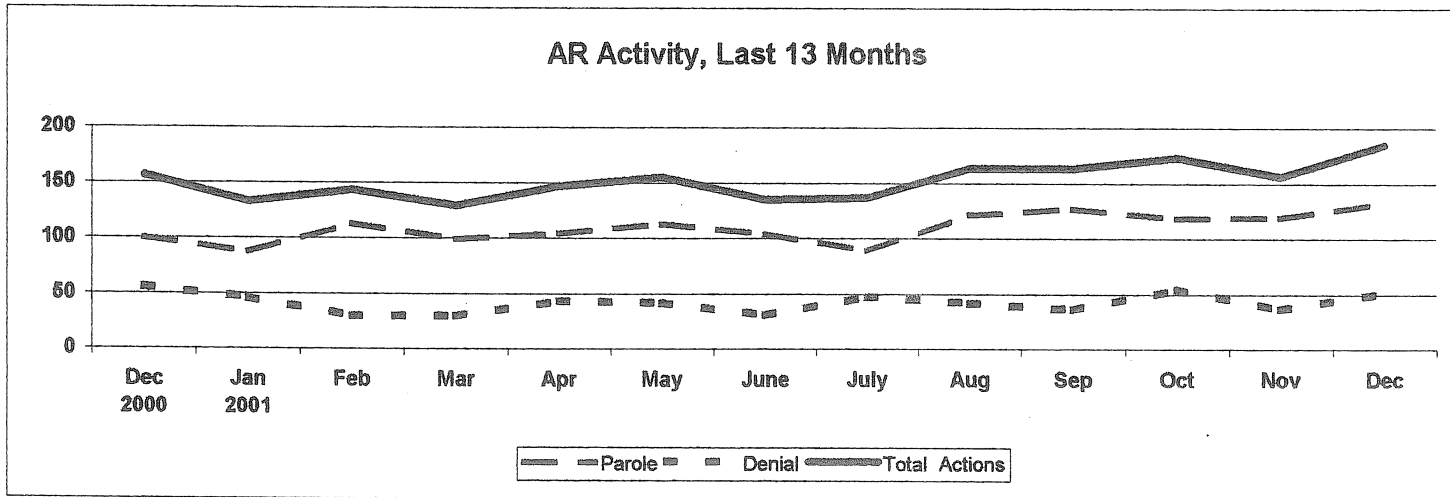
**Connecticut Board of Parole
Hearings Division Monthly Statistics
Current Location
December 31, 2001
Persons Granted Parole via Administrative Reviews**

Granting Month

Location	2000	2001											12 Mo.	
	Dec	Jan	Feb	Mar	Apr	May	June	July	Aug	Sep	Oct	Nov	Dec	Total
CT Parole Supervision	0	0	0	1	1	1	0	0	1	2	3	5	6	20
Out-of State Parole Supervision	0	0	0	0	0	0	0	0	0	0	0	0	0	0
Abscond from Parole	0	0	0	0	0	0	0	0	0	0	0	0	0	0
Halfway House	6	3	5	4	4	3	4	3	7	6	5	6	10	60
Confined in CT, to be Released	94	83	108	94	98	108	99	86	112	118	110	107	113	1236
Confined, Out of State	0	0	0	0	0	0	0	0	0	0	0	0	0	0
Furlough	0	0	0	0	0	0	0	0	0	0	0	0	0	0
Escaped, Prior to Release	0	0	0	0	0	0	0	0	0	0	0	0	0	0
Reconfined	0	0	0	0	0	0	0	0	0	0	0	0	0	0
TS	0	0	0	0	0	0	0	0	0	0	0	0	0	0
Discharged	0	1	0	0	1	0	0	0	0	0	0	0	0	2
Virginia						1	1	0	1	1	0	1	4	9
Total	100	87	113	99	104	113	104	89	121	127	118	119	133	1327

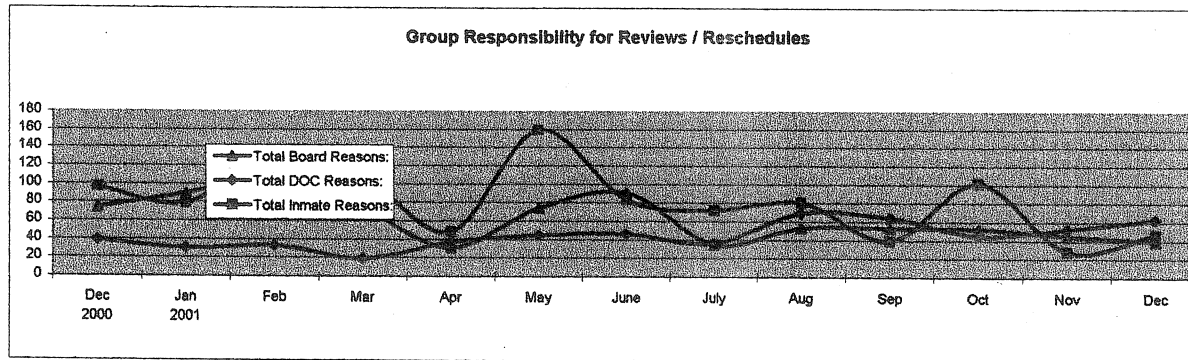
**Connecticut Board of Parole
Hearings Division Monthly Statistics
Administrative Reviews
December 31, 2001**

	2000	2001											
	Dec	Jan	Feb	Mar	Apr	May	June	July	Aug	Sep	Oct	Nov	Dec
Parole	100	87	113	99	104	113	104	89	121	127	118	119	133
Denial	56	46	30	30	43	42	31	48	42	36	55	37	52
Medical Parole	0	0	0	0	0	0	0	0	0	0	0	0	0
Total Actions	156	133	143	129	147	155	135	137	163	163	173	156	185



**Connecticut Board of Parole
Types of Review and Rescheduling Activities
December 2001**

	2000	2001											
	Dec	Jan	Feb	Mar	Apr	May	June	July	Aug	Sep	Oct	Nov	Dec
<u>Inmate-Related Reasons:</u>													
<u>Regular Hearings</u>													
In Seg/Punitive Seg	10	4	7	2	2	8							
Inmate's Request	0	0	1	0	2	2							
Pending Charges	13	11	36	20	5	44							
Pending DR	0	0	0	0	0	0	0	0	0	0	0	0	0
SRG Affiliation	21	17	41	21	3	48	23	22	27	3	48	5	19
Pending Waiver	0	0	0	0	0	0	0	0	0	0	0	0	0
85% Status	24	11	23	12	1	27	15	19	27	1	29	3	11
Case Review	27	35	24	52	35	30	45	31	26	34	24	20	15
<u>Revocation Hearings:</u>													
Attorney	0	0	1	0	0	0	0	0	0	1	0	0	0
Pending Charges	1	1	0	0	0	0	0	0	0	0	0	0	1
Total Inmate Reasons:	96	79	133	107	48	159	83	72	80	39	101	28	46
<u>DOC-Related Reasons</u>													
<u>Regular Hearings</u>													
Transportation	26	21	19	17	31	33	38	30	63	56	40	47	57
Awaiting MH Evaluation	13	9	14	2	6	12	8	6	6	8	5	5	6
Total DOC Reasons:	39	30	33	19	37	45	46	36	69	64	45	52	63
<u>Board-Related Reasons</u>													
<u>Regular Hearings</u>													
Additional Info	20	21	20	10	13	24	20	10	11	19	16	10	13
Additional Offense Info	9	21	16	15	9	11	13	7	15	15	7	16	14
Hearing Cancelled	0	8	12	0	3	0	35	0	0	14	0	17	0
Ineligible-PE date	24	17	37	20	2	2	2	0	0	0	0	0	0
No Parole Package	0	0	0	0	0	0	0	0	0	0	0	0	0
Awaiting Sex Offender Eval	7	12	6	6	0	0	0	0	0	0	0	0	0
Other	14	10	18	22	4	37	21	18	27	5	29	2	12
Total Board Reasons:	74	89	109	73	31	74	91	35	53	53	52	45	39
All Reasons:	209	198	275	199	116	278	220	143	202	156	198	125	148

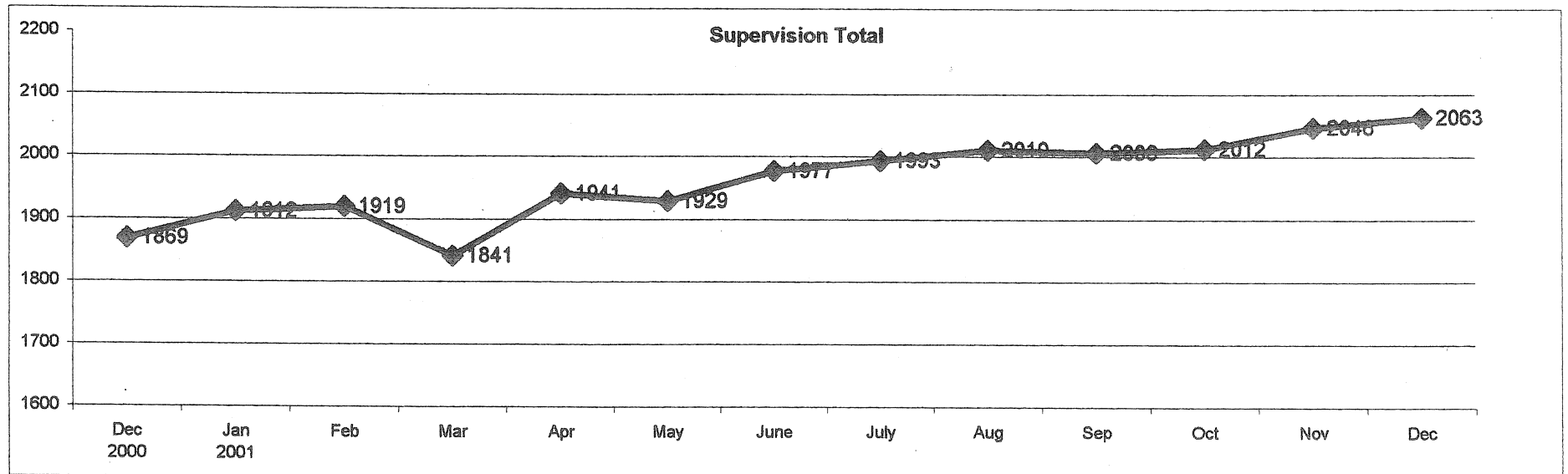


**Parole Granting Rate
February 1999 - December 2001**

	Full Panel Hearings	Administrative Reviews
February	67%	60%
March	53%	67%
April	58%	54%
May	64%	54%
June	66%	70%
July	64%	76%
August	71%	71%
September	72%	65%
October	69%	75%
November	69%	60%
December	68%	69%
January	67%	76%
February	65%	66%
March	67%	67%
April	66%	69%
May	69%	67%
June	67%	69%
July	73%	74%
August	78%	72%
September	72%	69%
October	78%	66%
November	68%	73%
December	80%	64%
January	70%	65%
February	75%	79%
March	74%	77%
April	78%	71%
May	80%	73%
June	67%	77%
July	71%	65%
August	68%	74%
September	64%	78%
October	66%	68%
November	62%	76%
December	73%	72%
Average:	69%	69%

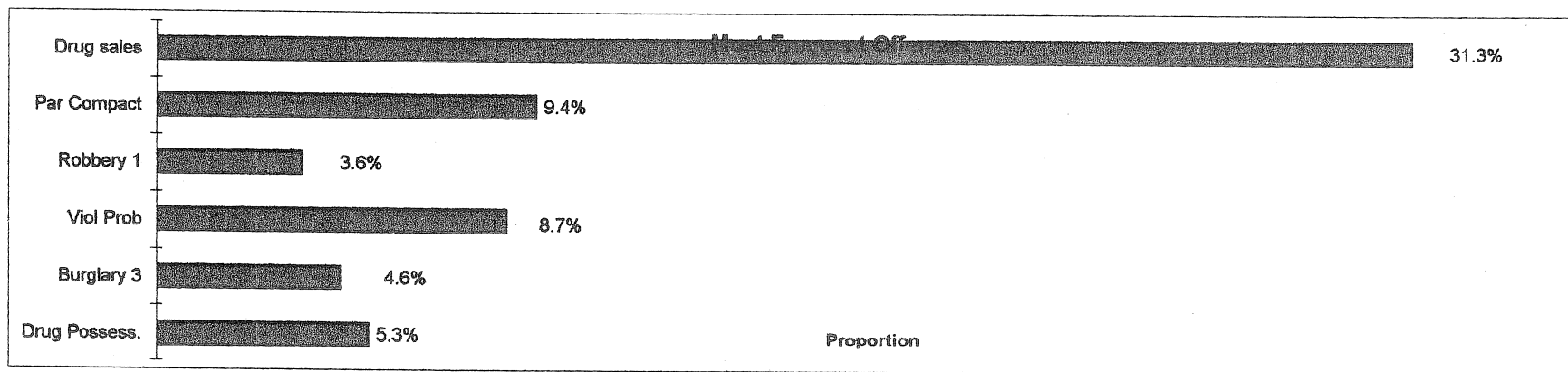
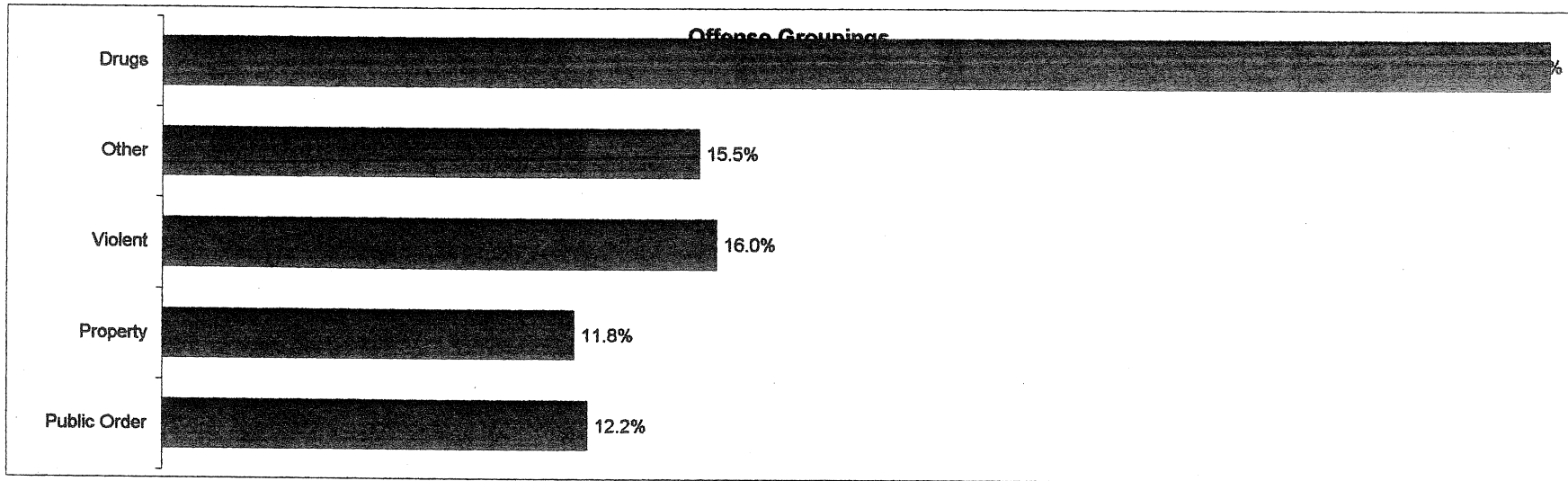
Connecticut Board of Parole Parole Supervision Caseload December 31, 2001

	2000 Dec	2001 Jan	Feb	Mar	Apr	May	June	July	Aug	Sep	Oct	Nov	Dec	12 Mo Avg.
CT Parolees Supervised in CT	1501	1550	1548	1512	1602	1618	1648	1669	1691	1695	1689	1717	1750	1641
Out Of State Parolees Supervised in CT	179	181	191	180	193	188	184	181	177	171	176	178	175	181
CT Supervision Total:	1680	1731	1739	1692	1795	1806	1832	1850	1868	1866	1865	1895	1925	1822
CT Parolees Supervised Out of State	189	181	180	149	146	123	145	143	142	140	147	151	138	149
Supervision Total:	1869	1912	1919	1841	1941	1929	1977	1993	2010	2006	2012	2046	2063	1971
Parole Violators Confined	192	185	180	194	220	231	224	231	257	263	264	279	265	233
GRAND TOTAL	2061	2097	2099	2035	2161	2160	2201	2224	2267	2269	2276	2325	2328	2204



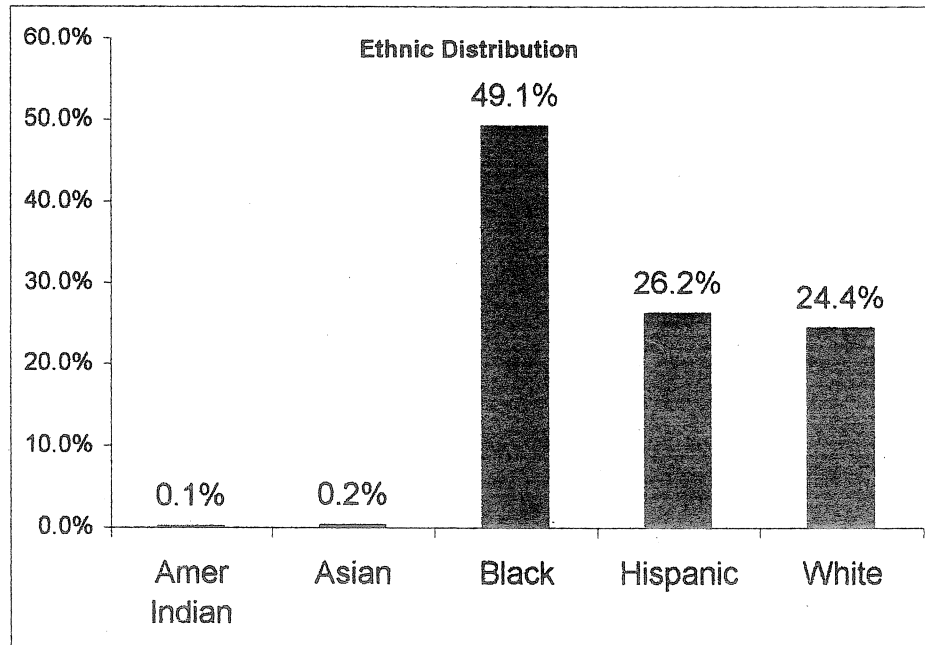
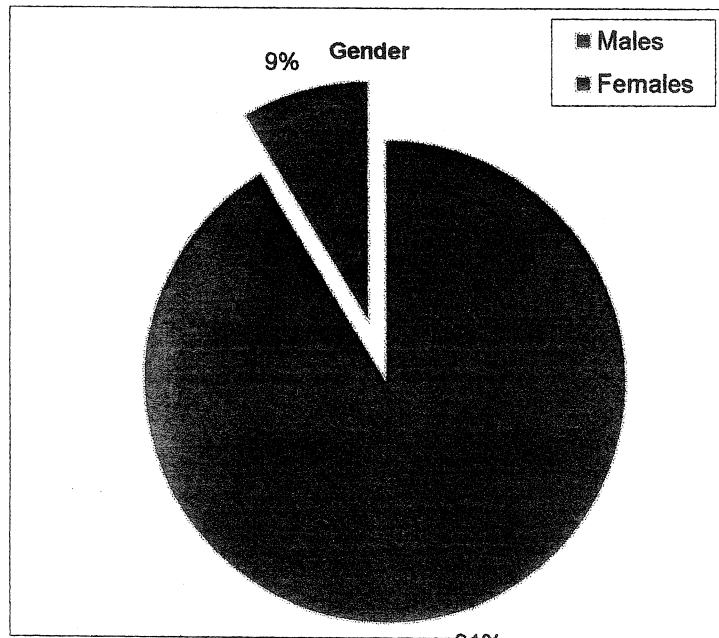
Connecticut Board of Parole Parole Supervision Caseload December 31, 2001

Distributions for this Latest Month



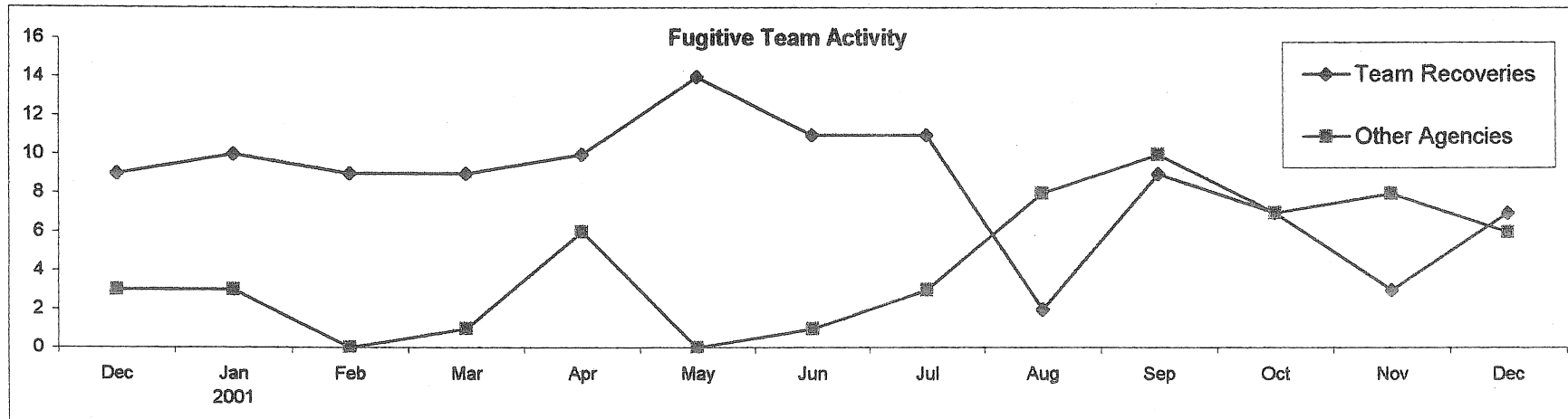
**Connecticut Board of Parole
Parole Supervision Caseload
December 31, 2001**

Distributions for this Latest Month



**Connecticut Board of Parole
Parole Supervision Caseload
December 31, 2001**

Unit Activities



**Connecticut Board of Parole
Parole Supervision Caseload
December 31, 2001**

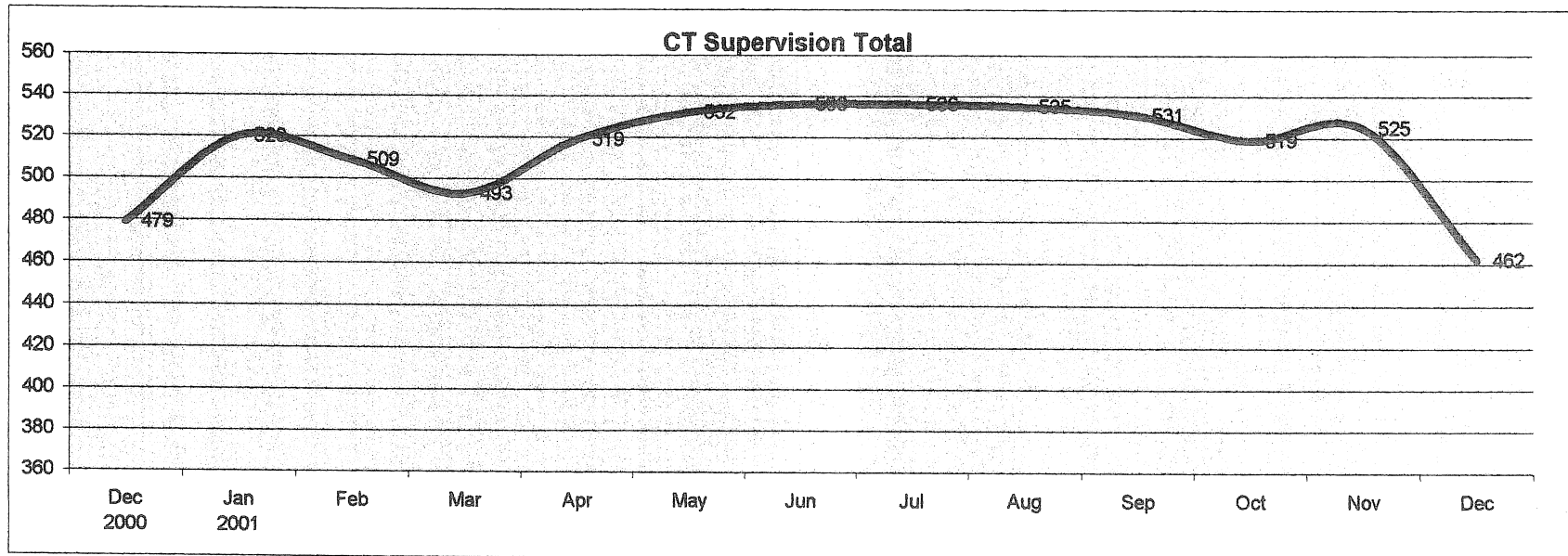
Parolee Employment Information

	2001												
	Dec	Jan	Feb	Mar	Apr	May	June	July	Aug	Sep	Oct	Nov	Dec
Number of Parolees Employed:	1387	1414	1426	1374	1455	1466	1514	1510	1544	1499	1392	1510	1553
Parolees Unemployable:	140	158	153	141	168	173	147	174	160	196	293	181	170
Proportion Employed:	90%	90%	90%	89%	89%	90%	90%	90%	90%	90%	89%	88%	88%
Number Active in Parole Works:	76	116	107	100	95	94	94	105	77	93	103	129	126
# Community Service Hours:	372	778	691	811	1108	933	963	1408	1266	1214	1195	1132	337

Parole Supervision Caseload December 31, 2001

Bridgeport District Office Supervision Caseload

	2000	2001											
	Dec	Jan	Feb	Mar	Apr	May	Jun	Jul	Aug	Sep	Oct	Nov	Dec
CT Parolees Supervised in CT	426	462	442	425	449	462	475	480	476	472	459	465	418
Out Of State Parolees Supervised in CT	53	58	67	68	70	70	61	56	59	59	60	60	44
CT Supervision Total:	479	520	509	493	519	532	536	536	535	531	519	525	462
Parole Violators Confined	58	64	63	74	68	56	64	72	65	68	69	72	64
GRAND TOTAL	535	584	572	567	587	588	600	608	600	599	588	597	526

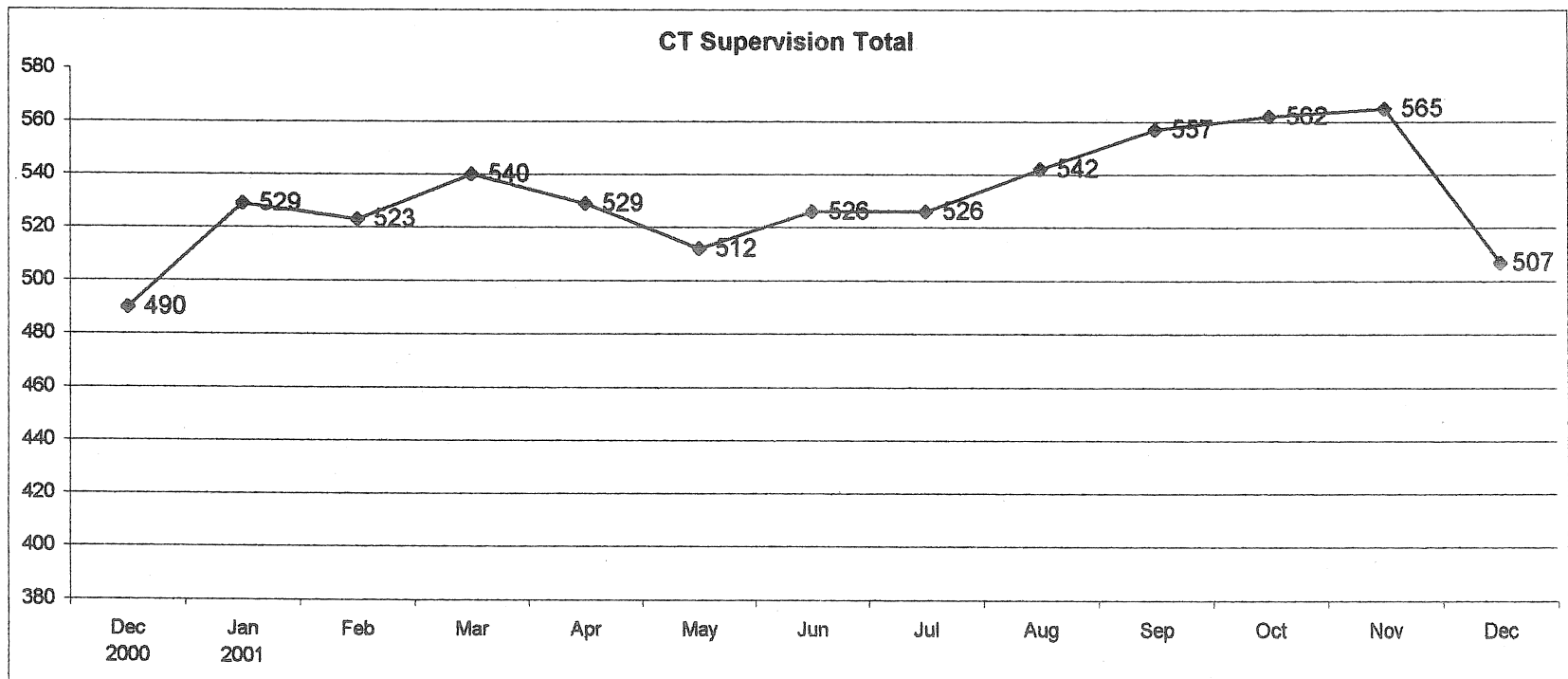


Parole Supervision Caseload

December 31, 2001

Hartford District Office Supervision Caseload

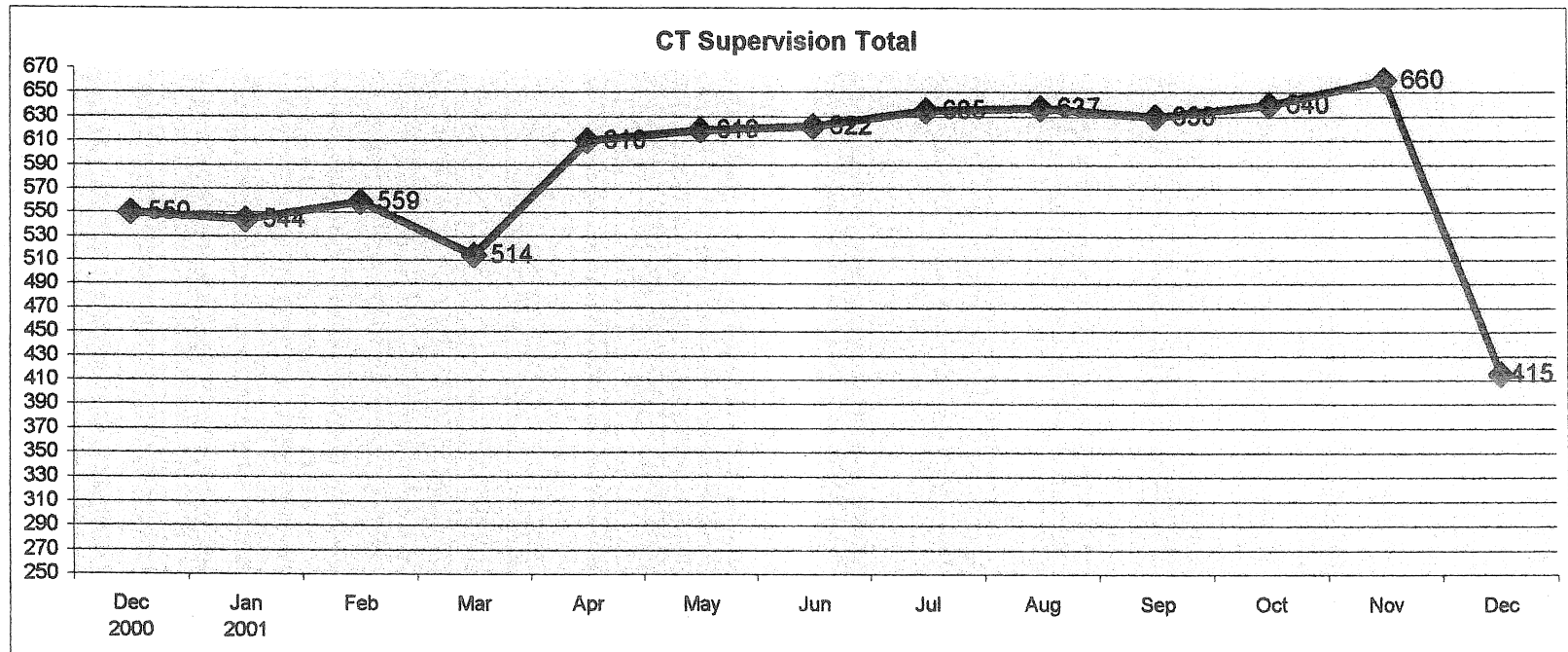
	2000		2001										
	Dec	Jan	Feb	Mar	Apr	May	Jun	Jul	Aug	Sep	Oct	Nov	Dec
CT Parolees Supervised in CT	444	481	475	493	475	466	475	480	501	518	519	519	470
Out Of State Parolees Supervised in CT	46	48	48	47	54	46	51	46	41	39	43	46	37
CT Supervision Total:	490	529	523	540	529	512	526	526	542	557	562	565	507
Parole Violators Confined	68	62	64	70	70	79	100	93	93	102	104	96	104
GRAND TOTAL	558	591	587	610	599	591	626	619	635	659	666	661	611



Parole Supervision Caseload December 31, 2001

New Haven District Office Supervision Caseload

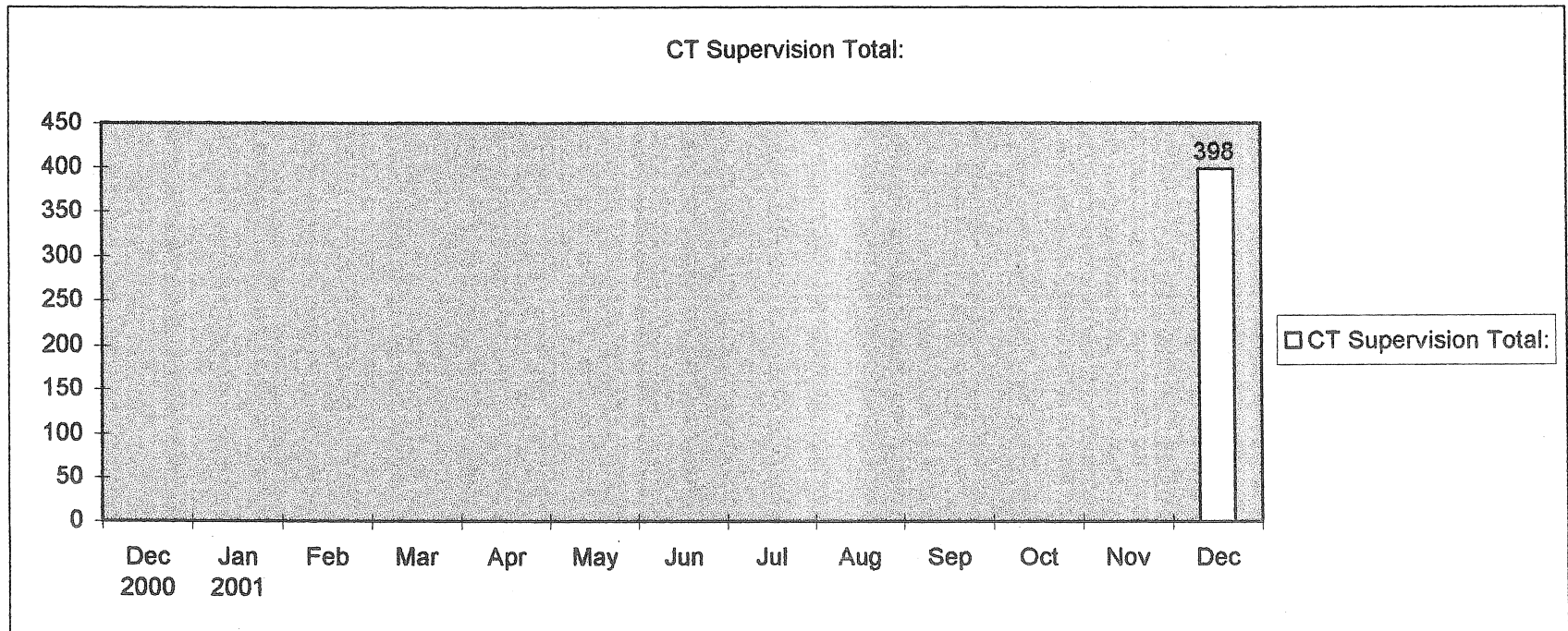
	2000	2001											
	Dec	Jan	Feb	Mar	Apr	May	Jun	Jul	Aug	Sep	Oct	Nov	Dec
CT Parolees Supervised in CT	490	486	500	464	553	558	561	567	571	569	579	599	372
Out Of State Parolees Supervised in CT	60	58	59	50	57	61	61	68	66	61	61	61	43
CT Supervision Total:	550	544	559	514	610	619	622	635	637	630	640	660	415
Parole Violators Confined	60	49	47	39	39	58	61	56	57	80	82	88	84
GRAND TOTAL	610	593	606	553	649	677	683	691	694	710	722	748	499



Parole Supervision Caseload December 31, 2001

Waterbury Caseload

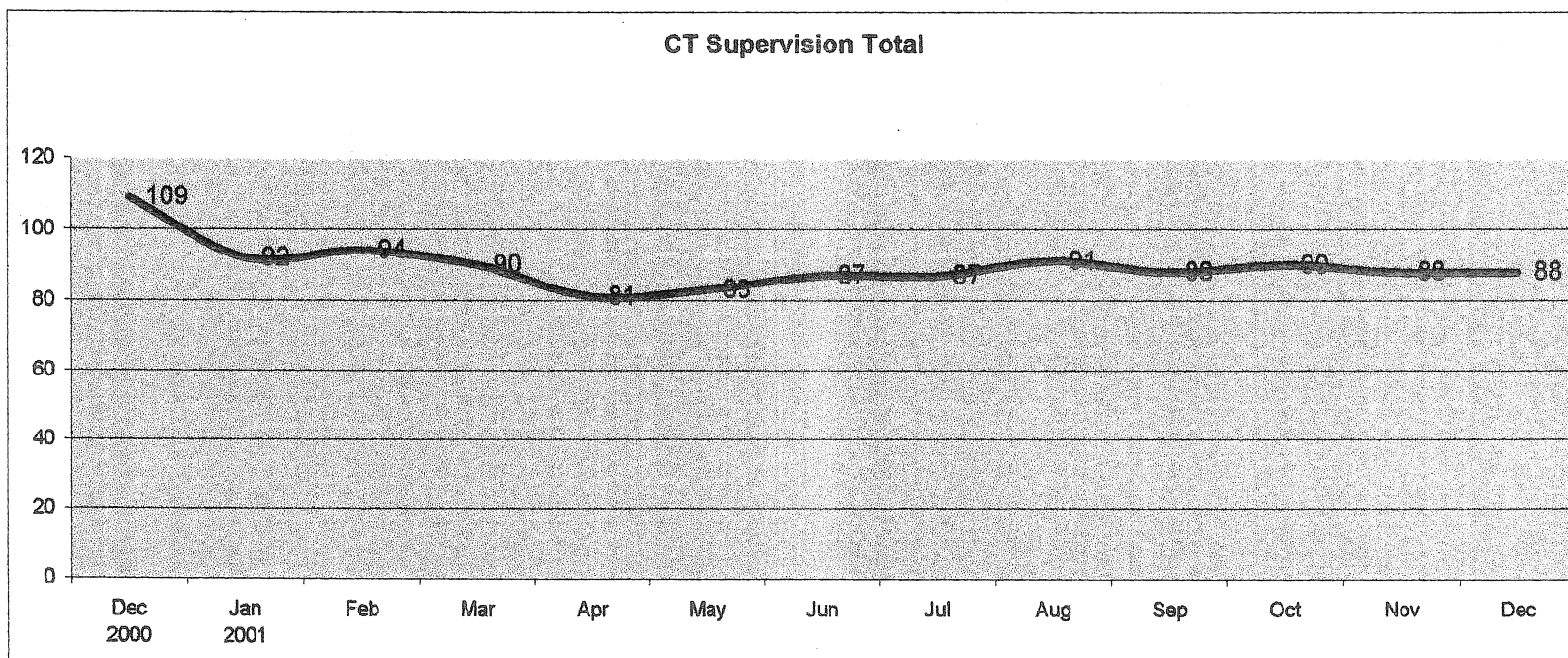
	2000		2001											
	Dec	Jan	Feb	Mar	Apr	May	Jun	Jul	Aug	Sep	Oct	Nov	Dec	
CT Parolees Supervised in CT	0	0	0	0	0	0	0	0	0	0	0	0	0	360
Out Of State Parolees Supervised in CT	0	0	0	0	0	0	0	0	0	0	0	0	0	38
CT Supervision Total:	0	0	0	0	0	0	0	0	0	0	0	0	0	398
Parole Violators Confined	0	0	0	0	0	0	0	0	0	0	0	0	0	46
GRAND TOTAL	0	0	0	0	0	0	0	0	0	0	0	0	0	444



Parole Supervision Caseload December 31, 2001

Special Management Supervision Caseload

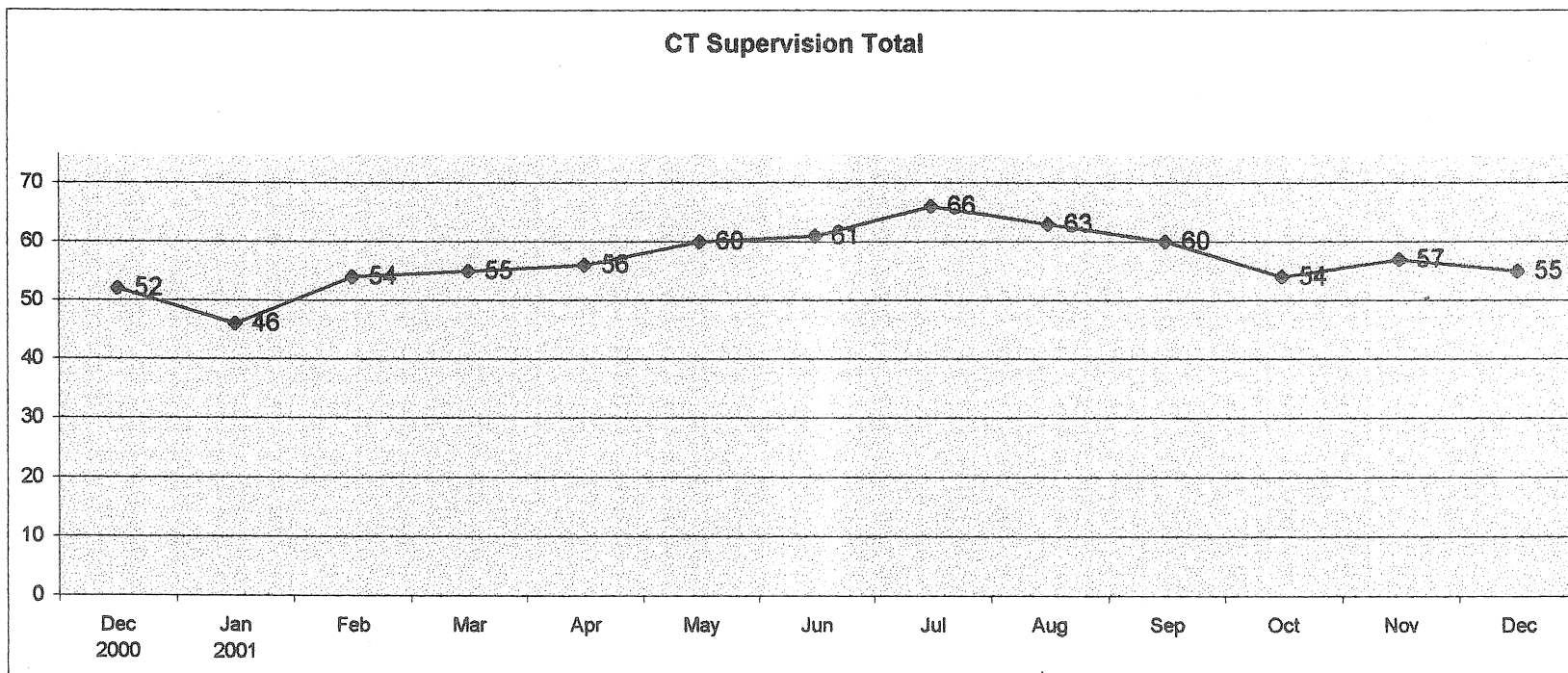
	2000	2001											
	Dec	Jan	Feb	Mar	Apr	May	Jun	Jul	Aug	Sep	Oct	Nov	Dec
CT Parolees Supervised in CT	89	77	79	75	69	72	76	76	80	76	78	77	75
Out Of State Parolees Supervised in CT	20	15	15	15	12	11	11	11	11	12	12	11	13
CT Supervision Total:	109	92	94	90	81	83	87	87	91	88	90	88	88
Parole Violators Confined	6	7	5	6	10	10	8	6	5	3	4	10	13
GRAND TOTAL	115	99	99	96	91	93	95	93	96	91	94	98	101



Parole Supervision Caseload December 31, 2001

Zero Tolerance Caseload

	2000	2001											
	Dec	Jan	Feb	Mar	Apr	May	Jun	Jul	Aug	Sep	Oct	Nov	Dec
CT Parolees Supervised in CT	52	44	52	55	56	60	61	66	63	60	54	57	55
Out Of State Parolees Supervised in CT	0	2	2	0	0	0	0	0	0	0	0	0	0
CT Supervision Total:	52	46	54	55	56	60	61	66	63	60	54	57	55
Parole Violators Confined	2	3	1	5	5	4	3	3	5	6	7	9	2
GRAND TOTAL	54	49	55	60	61	64	64	69	68	66	61	66	57



Violation Reports

December 1, 2001 - December 31, 2001

<i>Office</i>	<i>Parole Officer</i>	<i>Absconder</i>	<i>Criminal</i>	<i>Technical</i>	<i>Total</i>
<i>Bridgeport</i>					
	Bouley	1	1		2
	DeLucia	1	2		3
	Emielita		2		2
	Holmes		1		1
	O'Reilly	1	1		2
	Tomaszewski		1		1
	Office Total	3	8		11
<i>Hartford</i>					
	Banas		5		5
	Boleski		1	1	2
	Casanova	2		2	4
	Edwards		3	2	5
	Hyman	1	1	3	5
	Knapp			1	1
	Mills	1	1		2
	Office Total	4	11	9	24
<i>New Haven</i>					
	Greene	1		1	2
	Hogan	2	3		5
	Nelson		1		1
	Runlett	1	1	1	3
	Watts		2		2
	Office Total	4	7	2	13
<i>Special Management</i>					
	Barwikowski	1	1	1	3
	Noto	1	1		2
	Office Total	2	2	1	5

Wednesday, January 09, 2002

<i>Office</i>	<i>Parole Officer</i>	<i>Absconder</i>	<i>Criminal</i>	<i>Technical</i>	<i>Total</i>
<i>Waterbury</i>					
	Amaral			1	1
	Krupa			2	2
	Lawlor	2		3	5
	O'Connor		3		3
	Romano		3	3	6
	Wood			1	1
	Office Total	2	6	10	18
<hr/>					
<i>Grand Total</i>		15	34	22	71

** Source: Hearings Division Warrant Requests and Interstate Reports*