


STATE OF CONNECTICUT

Connecticut Parole and Community Services
Monthly Report




NOVEMBER 2001

(NOVEMBER 2000 to NOVEMBER 2001)

Prepared by
Jerry Stowell

FOR
BOARD OF PARDONS & PAROLES (BOPP)
AND
DEPARTMENT OF CORRECTION (DOC)
Parole and Community Services Division

**Correctional Population and Parole Eligibility
November 30, 2001**

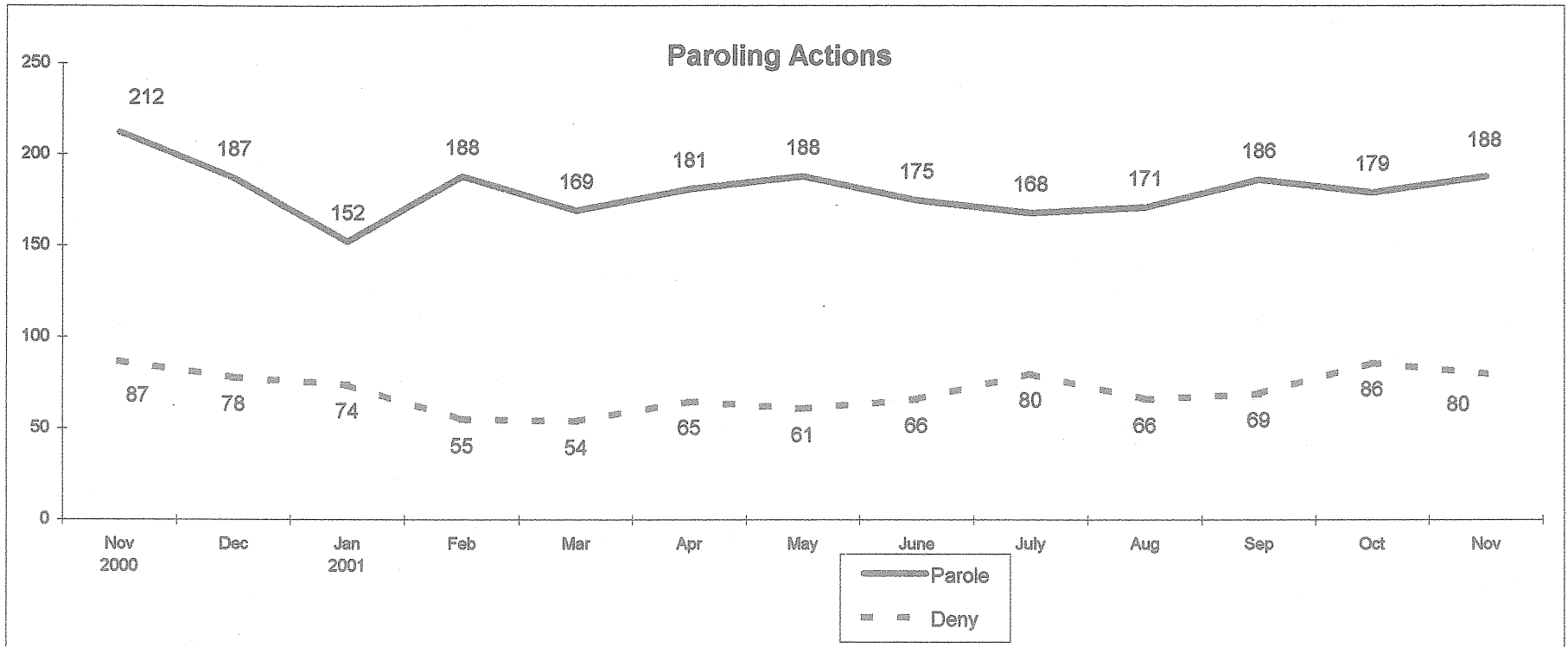


| | | | |
|---|---------------|---------|--------|
| Confined Population | 17,638 | | |
| (Unsentenced and Special Inmates) | (3,721) | Balance | 13,917 |
| (Sentences 2 Years & Less, Cuscom, New Admits) | (4,353) | Balance | 9,564 |
| (Parole Ineligible, crime committed) | (666) | Balance | 8,898 |
| (SRG Classification) | (364) | Balance | 8,534 |
| (Wright Decision Cases) | (382) | Balance | 8,152 |
| (Level 5 Classification) | (98) | Balance | 8,054 |
| (Chronic Disciplinary Unit Classification) | (58) | | |
| Population Eligible for Parole Consideration | 7,996 | | |

**Connecticut Board of Parole
Hearings Division Monthly Statistics
November 30, 2001**

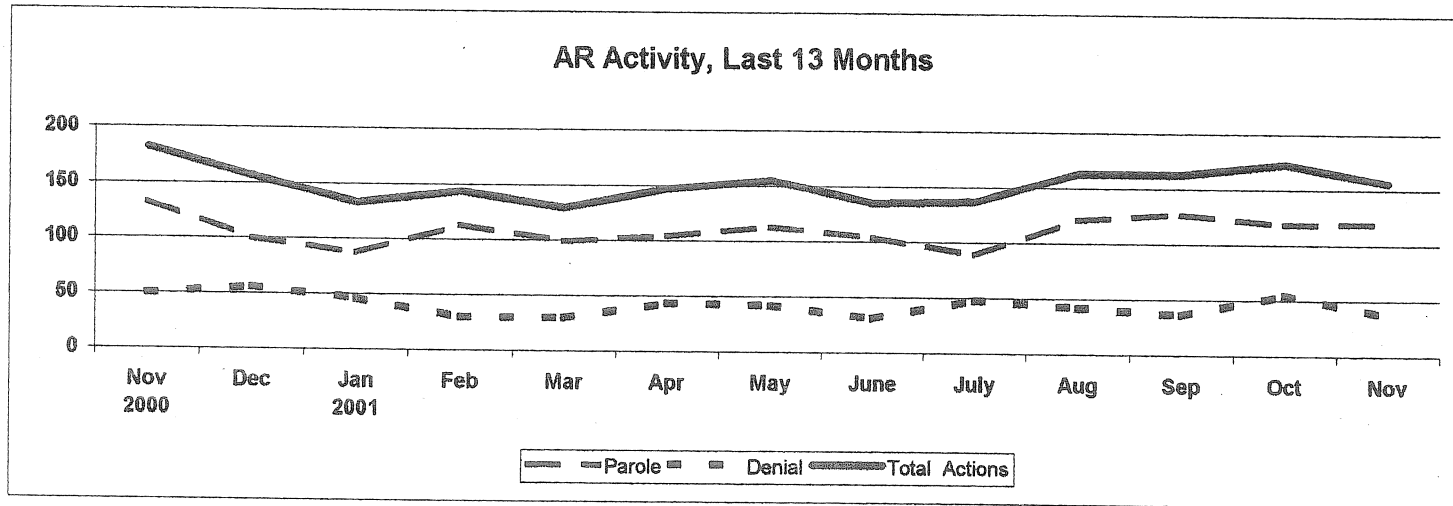
| | 2000 | | 2001 | | | | | | | | | | 12 Mo. | |
|--------------------------------------|------|-----|------|-----|-----|-----|-----|------|------|-----|-----|-----|--------|--------|
| | Nov | Dec | Jan | Feb | Mar | Apr | May | June | July | Aug | Sep | Oct | Nov | Totals |
| Full Panel Actions | | | | | | | | | | | | | | |
| Parole | 80 | 87 | 65 | 75 | 70 | 77 | 75 | 71 | 79 | 50 | 59 | 61 | 69 | 838 |
| Deny | 37 | 22 | 28 | 25 | 24 | 22 | 19 | 35 | 32 | 24 | 33 | 31 | 43 | 338 |
| Medical Parole | 0 | 0 | 0 | 0 | 0 | 0 | 0 | 0 | 0 | 0 | 0 | 0 | 0 | 0 |
| Revoke | 48 | 39 | 24 | 33 | 7 | 23 | 40 | 42 | 49 | 43 | 40 | 53 | 42 | 435 |
| Revoke & Reparole | 16 | 13 | 10 | 10 | 15 | 5 | 12 | 20 | 12 | 7 | 23 | 21 | 26 | 174 |
| Rescind | 9 | 11 | 10 | 8 | 2 | 5 | 9 | 8 | 7 | 2 | 12 | 8 | 16 | 98 |
| Rescind & Reparole | 19 | 18 | 13 | 10 | 9 | 16 | 6 | 15 | 7 | 6 | 4 | 8 | 12 | 124 |
| Early Parole Discharge | 0 | 0 | 0 | 0 | 0 | 0 | 0 | 0 | 0 | 0 | 0 | 0 | 0 | 0 |
| Total Full Panel Actions | 209 | 190 | 150 | 161 | 127 | 148 | 161 | 191 | 186 | 132 | 171 | 182 | 208 | 2007 |
| Administrative Review Actions | | | | | | | | | | | | | | |
| Parole | 132 | 100 | 87 | 113 | 99 | 104 | 113 | 104 | 89 | 121 | 127 | 118 | 119 | 1294 |
| Deny | 50 | 56 | 46 | 30 | 30 | 43 | 42 | 31 | 48 | 42 | 36 | 55 | 37 | 496 |
| Total Admin. Review Actions | 182 | 156 | 133 | 143 | 129 | 147 | 155 | 135 | 137 | 163 | 163 | 173 | 156 | 1790 |
| Staff Actions | | | | | | | | | | | | | | |
| Case Review | 36 | 27 | 35 | 24 | 52 | 35 | 30 | 45 | 31 | 26 | 34 | 24 | 20 | 383 |
| Review & Reschedule | 157 | 182 | 163 | 251 | 147 | 93 | 286 | 230 | 157 | 265 | 145 | 267 | 130 | 2316 |
| Close Interest | 59 | 63 | 44 | 96 | 60 | 33 | 107 | 67 | 62 | 94 | 23 | 79 | 28 | 756 |
| Total Actions | 643 | 618 | 525 | 675 | 515 | 456 | 739 | 668 | 573 | 680 | 536 | 725 | 542 | 7252 |
| Total Hearing Dates | 17 | 17 | 19 | 19 | 20 | 20 | 20 | 18 | 20 | 19 | 19 | 18 | 20 | 229 |
| Parole Grant Rate | | | | | | | | | | | | | | |
| Full Panels | 68% | 80% | 70% | 75% | 74% | 78% | 80% | 67% | 71% | 68% | 64% | 66% | 62% | 71% |
| Administrative Reviews | 73% | 64% | 65% | 79% | 77% | 71% | 73% | 77% | 65% | 74% | 78% | 68% | 76% | 72% |

Connecticut Board of Parole
Hearings Division Monthly Statistics
November 30, 2001



**Connecticut Board of Parole
Hearings Division Monthly Statistics
Administrative Reviews
November 30, 2001**

| | 2000 | | 2001 | | | | | | | | | | |
|----------------------|------------|------------|------------|------------|------------|------------|------------|------------|------------|------------|------------|------------|------------|
| | Nov | Dec | Jan | Feb | Mar | Apr | May | June | July | Aug | Sep | Oct | Nov |
| Parole | 132 | 100 | 87 | 113 | 99 | 104 | 113 | 104 | 89 | 121 | 127 | 118 | 119 |
| Denial | 50 | 56 | 46 | 30 | 30 | 43 | 42 | 31 | 48 | 42 | 36 | 55 | 37 |
| Medical Parole | 0 | 0 | 0 | 0 | 0 | 0 | 0 | 0 | 0 | 0 | 0 | 0 | 0 |
| Total Actions | 182 | 156 | 133 | 143 | 129 | 147 | 155 | 135 | 137 | 163 | 163 | 173 | 156 |



**Connecticut Board of Parole
Hearings Division Monthly Statistics
Current Location
November 30, 2001**

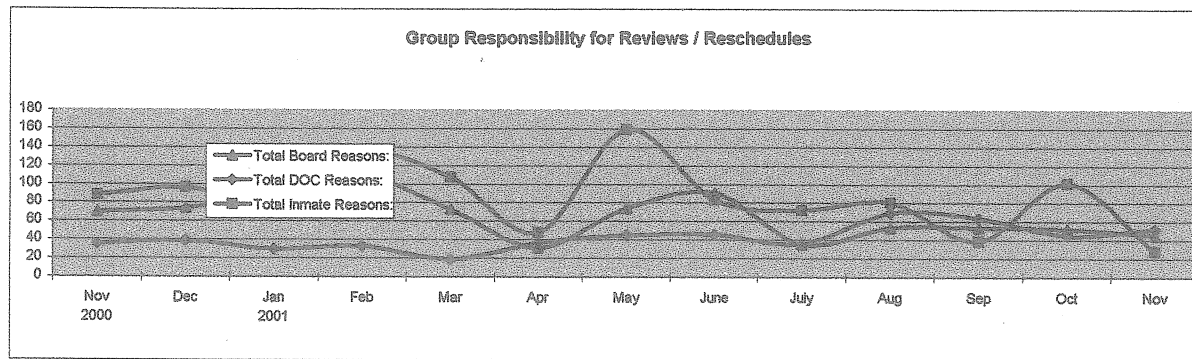
Persons Granted Parole via Administrative Reviews

Granting Month

| Location | 2000 | | 2001 | | | | | | | | | | 12 Mo. | |
|---------------------------------|------------|------------|-----------|------------|-----------|------------|------------|------------|-----------|------------|------------|------------|------------|-------------|
| | Nov | Dec | Jan | Feb | Mar | Apr | May | June | July | Aug | Sep | Oct | Nov | Total |
| CT Parole Supervision | 0 | 0 | 0 | 0 | 1 | 1 | 1 | 0 | 0 | 1 | 2 | 3 | 5 | 14 |
| Out-of State Parole Supervision | 0 | 0 | 0 | 0 | 0 | 0 | 0 | 0 | 0 | 0 | 0 | 0 | 0 | 0 |
| Abscond from Parole | 0 | 0 | 0 | 0 | 0 | 0 | 0 | 0 | 0 | 0 | 0 | 0 | 0 | 0 |
| Halfway House | 3 | 6 | 3 | 5 | 4 | 4 | 3 | 4 | 3 | 7 | 6 | 5 | 6 | 56 |
| Confined in CT, to be Released | 129 | 94 | 83 | 108 | 94 | 98 | 108 | 99 | 86 | 112 | 118 | 110 | 107 | 1217 |
| Confined, Out of State | 0 | 0 | 0 | 0 | 0 | 0 | 0 | 0 | 0 | 0 | 0 | 0 | 0 | 0 |
| Furlough | 0 | 0 | 0 | 0 | 0 | 0 | 0 | 0 | 0 | 0 | 0 | 0 | 0 | 0 |
| Escaped, Prior to Release | 0 | 0 | 0 | 0 | 0 | 0 | 0 | 0 | 0 | 0 | 0 | 0 | 0 | 0 |
| Reconfined | 0 | 0 | 0 | 0 | 0 | 0 | 0 | 0 | 0 | 0 | 0 | 0 | 0 | 0 |
| TS | 0 | 0 | 0 | 0 | 0 | 0 | 0 | 0 | 0 | 0 | 0 | 0 | 0 | 0 |
| Discharged | 0 | 0 | 1 | 0 | 0 | 1 | 0 | 0 | 0 | 0 | 0 | 0 | 0 | 2 |
| Virginia | | | | | | | 1 | 1 | 0 | 1 | 1 | 0 | 1 | 5 |
| Total | 132 | 100 | 87 | 113 | 99 | 104 | 113 | 104 | 89 | 121 | 127 | 118 | 119 | 1294 |

**Connecticut Board of Parole
Types of Review and Rescheduling Activities
November 2001**

| | 2000 | | 2001 | | | | | | | | | | |
|--------------------------------|------------|------------|------------|------------|------------|------------|------------|------------|------------|------------|------------|------------|------------|
| | Nov | Dec | Jan | Feb | Mar | Apr | May | June | July | Aug | Sep | Oct | Nov |
| Inmate-Related Reasons: | | | | | | | | | | | | | |
| <u>Regular Hearings</u> | | | | | | | | | | | | | |
| In Seg/Punitive Seg | 3 | 10 | 4 | 7 | 2 | 2 | 8 | | | | | | |
| Inmate's Request | 1 | 0 | 0 | 1 | 0 | 2 | 2 | | | | | | |
| Pending Charges | 29 | 13 | 11 | 36 | 20 | 5 | 44 | | | | | | |
| Pending DR | 0 | 0 | 0 | 0 | 0 | 0 | 0 | 0 | 0 | 0 | 0 | 0 | 0 |
| SRG Affiliation | 15 | 21 | 17 | 41 | 21 | 3 | 48 | 23 | 22 | 27 | 3 | 48 | 5 |
| Pending Waiver | 0 | 0 | 0 | 0 | 0 | 0 | 0 | 0 | 0 | 0 | 0 | 0 | 0 |
| 85% Status | 3 | 24 | 11 | 23 | 12 | 1 | 27 | 15 | 19 | 27 | 1 | 29 | 3 |
| Case Review | 36 | 27 | 35 | 24 | 52 | 35 | 30 | 45 | 31 | 26 | 34 | 24 | 20 |
| <u>Revocation Hearings:</u> | | | | | | | | | | | | | |
| Attorney | 1 | 0 | 0 | 1 | 0 | 0 | 0 | 0 | 0 | 0 | 1 | 0 | 0 |
| Pending Charges | 0 | 1 | 1 | 0 | 0 | 0 | 0 | 0 | 0 | 0 | 0 | 0 | 0 |
| Total Inmate Reasons: | 88 | 96 | 79 | 133 | 107 | 48 | 159 | 83 | 72 | 80 | 39 | 101 | 28 |
| DOC-Related Reasons | | | | | | | | | | | | | |
| <u>Regular Hearings</u> | | | | | | | | | | | | | |
| Transportation | 23 | 26 | 21 | 19 | 17 | 31 | 33 | 38 | 30 | 63 | 56 | 40 | 47 |
| Awaiting MH Evaluation | 12 | 13 | 9 | 14 | 2 | 6 | 12 | 8 | 6 | 6 | 8 | 5 | 5 |
| Total DOC Reasons: | 35 | 39 | 30 | 33 | 19 | 37 | 45 | 46 | 36 | 69 | 64 | 45 | 52 |
| Board-Related Reasons | | | | | | | | | | | | | |
| <u>Regular Hearings</u> | | | | | | | | | | | | | |
| Additional Info | 26 | 20 | 21 | 20 | 10 | 13 | 24 | 20 | 10 | 11 | 19 | 16 | 10 |
| Additional Offense Info | 14 | 9 | 21 | 16 | 15 | 9 | 11 | 13 | 7 | 15 | 15 | 7 | 16 |
| Hearing Cancelled | 0 | 0 | 8 | 12 | 0 | 3 | 0 | 35 | 0 | 0 | 14 | 0 | 17 |
| Ineligible-PE date | 13 | 24 | 17 | 37 | 20 | 2 | 2 | 2 | 0 | 0 | 0 | 0 | 0 |
| No Parole Package | 0 | 0 | 0 | 0 | 0 | 0 | 0 | 0 | 0 | 0 | 0 | 0 | 0 |
| Awaiting Sex Offender Eval | 7 | 7 | 12 | 6 | 6 | 0 | 0 | 0 | 0 | 0 | 0 | 0 | 0 |
| Other | 10 | 14 | 10 | 18 | 22 | 4 | 37 | 21 | 18 | 27 | 5 | 29 | 2 |
| Total Board Reasons: | 70 | 74 | 89 | 109 | 73 | 31 | 74 | 91 | 35 | 53 | 53 | 52 | 45 |
| All Reasons: | 193 | 209 | 198 | 275 | 199 | 116 | 278 | 220 | 143 | 202 | 156 | 198 | 125 |

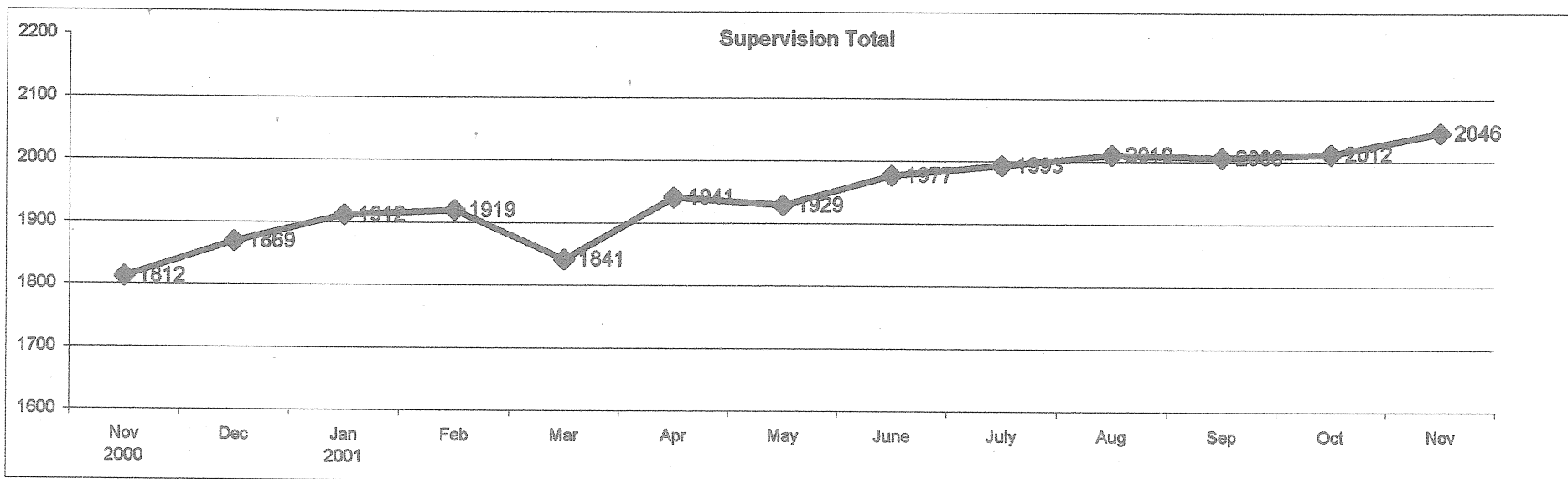


**Parole Granting Rate
February 1999 - November 2001**

| | Full Panel Hearings | Administrative Reviews |
|-----------|--------------------------------|-----------------------------------|
| February | 67% | 60% |
| March | 53% | 67% |
| April | 58% | 54% |
| May | 64% | 54% |
| June | 66% | 70% |
| July | 64% | 76% |
| August | 71% | 71% |
| September | 72% | 65% |
| October | 69% | 75% |
| November | 69% | 60% |
| December | 68% | 69% |
| January | 67% | 76% |
| February | 65% | 66% |
| March | 67% | 67% |
| April | 66% | 69% |
| May | 69% | 67% |
| June | 67% | 69% |
| July | 73% | 74% |
| August | 78% | 72% |
| September | 72% | 69% |
| October | 78% | 66% |
| November | 68% | 73% |
| December | 80% | 64% |
| January | 70% | 65% |
| February | 75% | 79% |
| March | 74% | 77% |
| April | 78% | 71% |
| May | 80% | 73% |
| June | 67% | 77% |
| July | 71% | 65% |
| August | 68% | 74% |
| September | 64% | 78% |
| October | 66% | 68% |
| November | 62% | 76% |
| Average: | 69% | 69% |

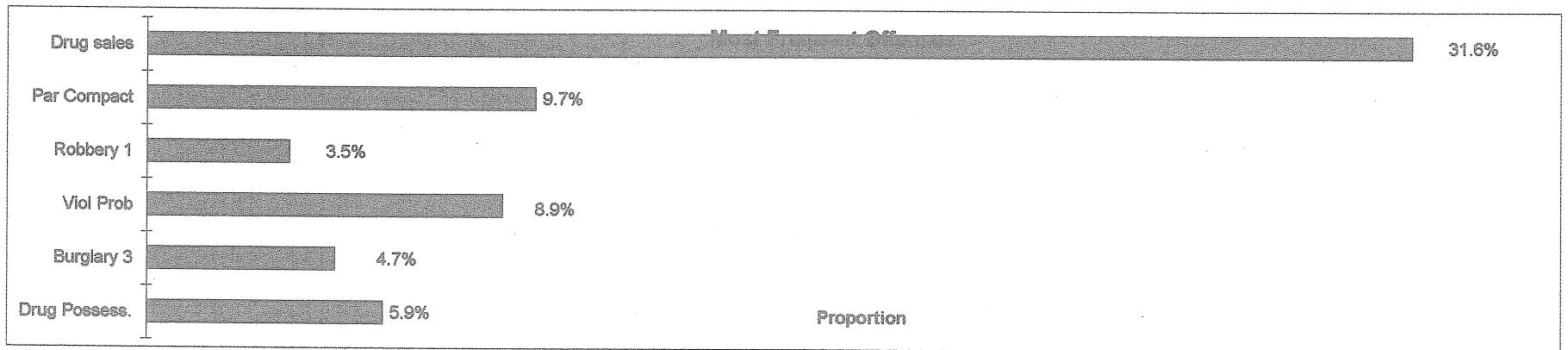
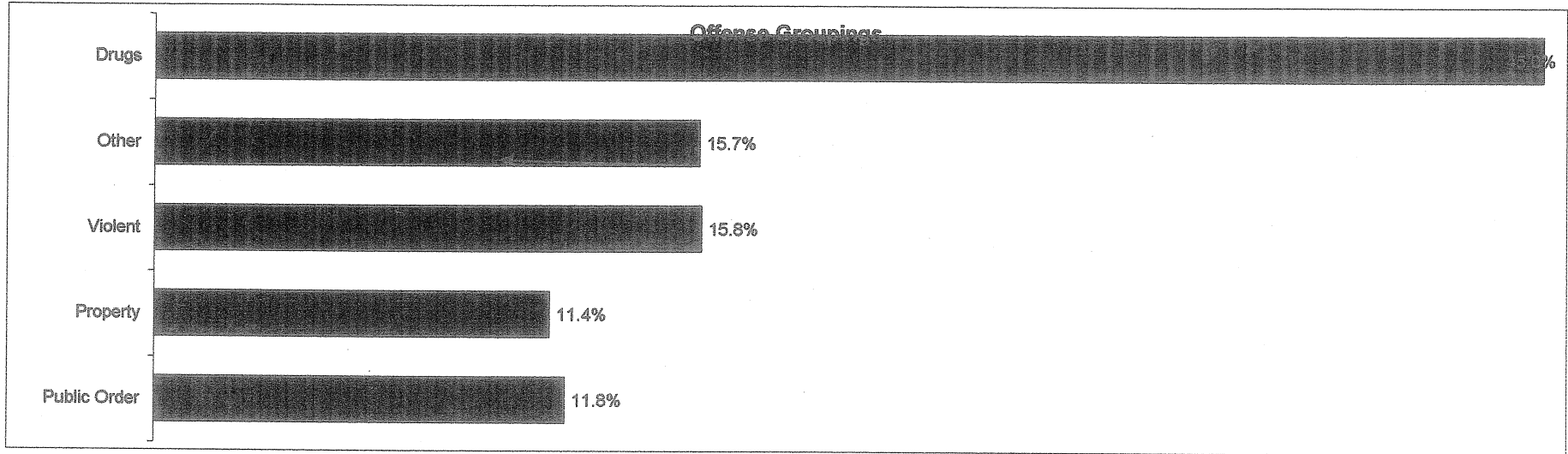
Connecticut Board of Parole Parole Supervision Caseload November 30, 2001

| | 2000 | | 2001 | | | | | | | | | | | 12 Mo |
|--|-------------|-------------|-------------|-------------|-------------|-------------|-------------|-------------|-------------|-------------|-------------|-------------|-------------|-------------|
| | Nov | Dec | Jan | Feb | Mar | Apr | May | June | July | Aug | Sep | Oct | Nov | Avg. |
| CT Parolees Supervised in CT | 1470 | 1501 | 1550 | 1548 | 1512 | 1602 | 1618 | 1648 | 1669 | 1691 | 1695 | 1689 | 1717 | 1620 |
| Out Of State Parolees Supervised in CT | 158 | 179 | 181 | 191 | 180 | 193 | 188 | 184 | 181 | 177 | 171 | 176 | 178 | 182 |
| CT Supervision Total: | 1628 | 1680 | 1731 | 1739 | 1692 | 1795 | 1806 | 1832 | 1850 | 1868 | 1866 | 1865 | 1895 | 1802 |
| CT Parolees Supervised Out of State | 184 | 189 | 181 | 180 | 149 | 146 | 123 | 145 | 143 | 142 | 140 | 147 | 151 | 153 |
| Supervision Total: | 1812 | 1869 | 1912 | 1919 | 1841 | 1941 | 1929 | 1977 | 1993 | 2010 | 2006 | 2012 | 2046 | 1955 |
| Parole Violators Confined | 199 | 192 | 185 | 180 | 194 | 220 | 231 | 224 | 231 | 257 | 263 | 264 | 279 | 227 |
| GRAND TOTAL | 2011 | 2061 | 2097 | 2099 | 2035 | 2161 | 2160 | 2201 | 2224 | 2267 | 2269 | 2276 | 2325 | 2181 |



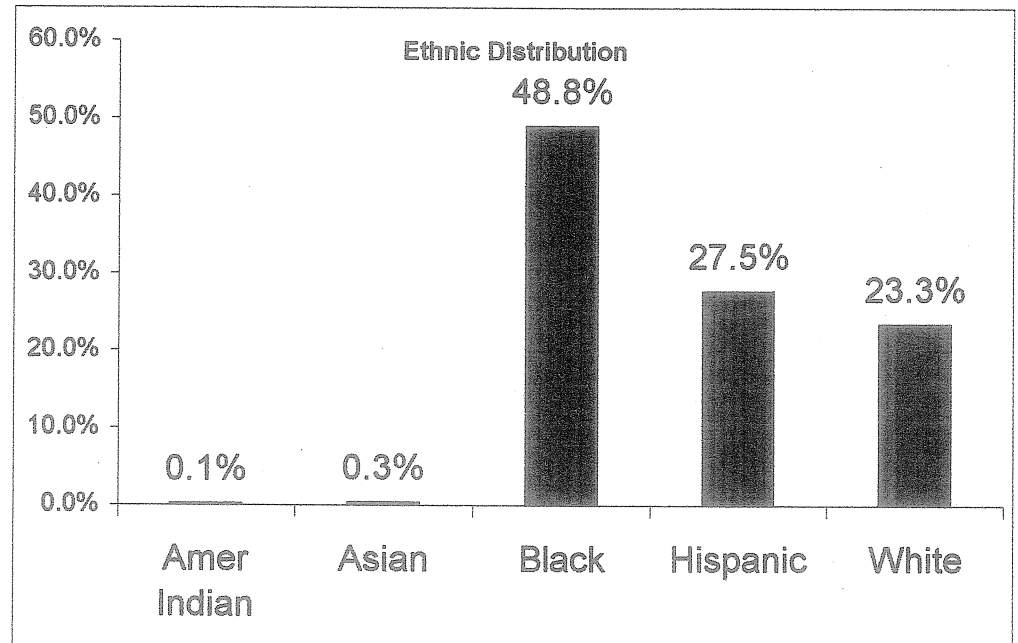
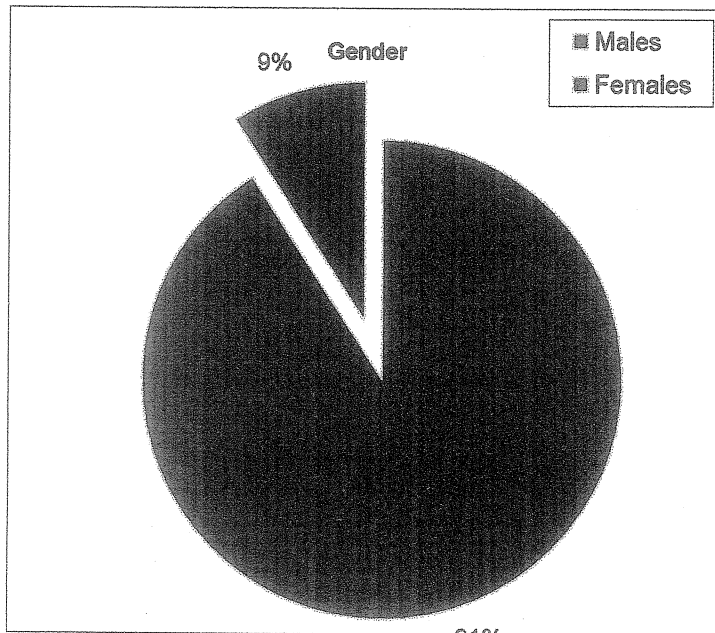
Connecticut Board of Parole Parole Supervision Caseload November 30, 2001

Distributions for this Latest Month



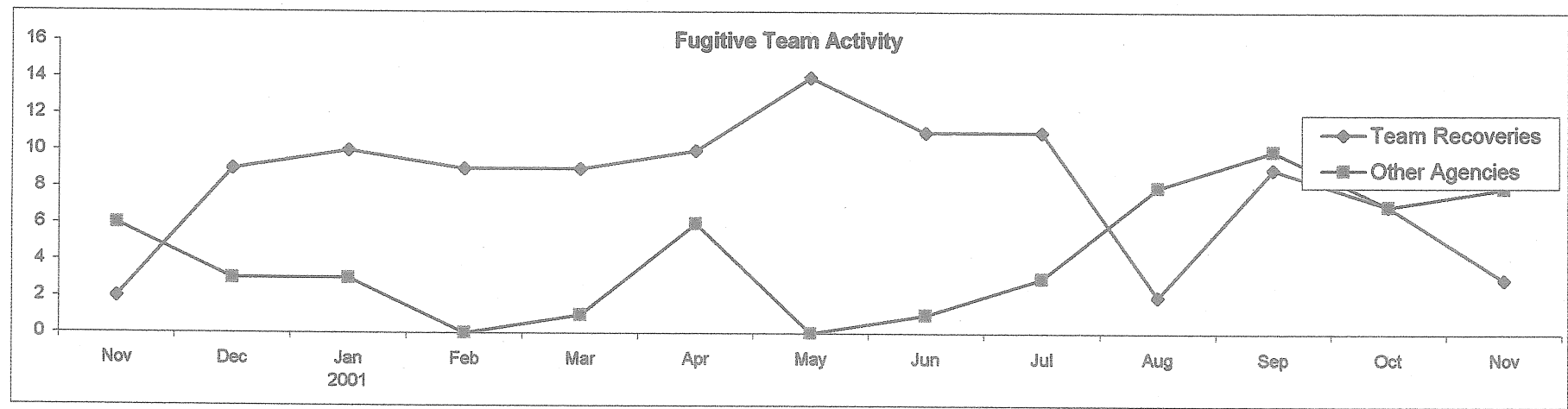
Connecticut Board of Parole Parole Supervision Caseload November 30, 2001

Distributions for this Latest Month



Connecticut Board of Parole Parole Supervision Caseload November 30, 2001

Unit Activities



**Connecticut Board of Parole
Parole Supervision Caseload
November 30, 2001**

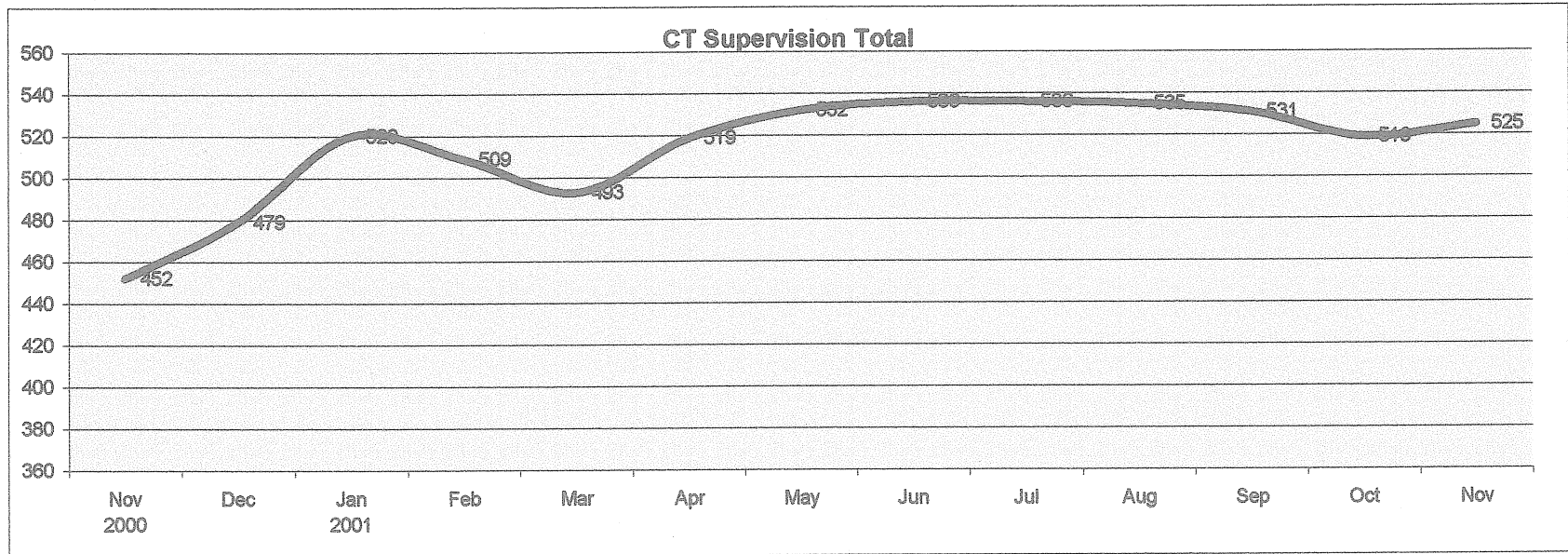
Parolee Employment Information

| | 2000 | | 2001 | | | | | | | | | | |
|---------------------------------------|------|------|------|------|------|------|------|------|------|------|------|------|------|
| | Nov | Dec | Jan | Feb | Mar | Apr | May | June | July | Aug | Sep | Oct | Nov |
| Number of Parolees Employed: | 1352 | 1387 | 1414 | 1426 | 1374 | 1455 | 1466 | 1514 | 1510 | 1544 | 1499 | 1392 | 1510 |
| Parolees Unemployable: | 123 | 140 | 158 | 153 | 141 | 168 | 173 | 147 | 174 | 160 | 196 | 293 | 181 |
| Proportion Employed: | 90% | 90% | 90% | 90% | 89% | 89% | 90% | 90% | 90% | 90% | 90% | 89% | 88% |
| Number Active in Parole Works: | 77 | 76 | 116 | 107 | 100 | 95 | 94 | 94 | 105 | 77 | 93 | 103 | 129 |
| # Community Service Hours: | 508 | 372 | 778 | 691 | 811 | 1108 | 933 | 963 | 1408 | 1266 | 1214 | 1195 | 1132 |

Parole Supervision Caseload November 30, 2001

Bridgeport District Office Supervision Caseload

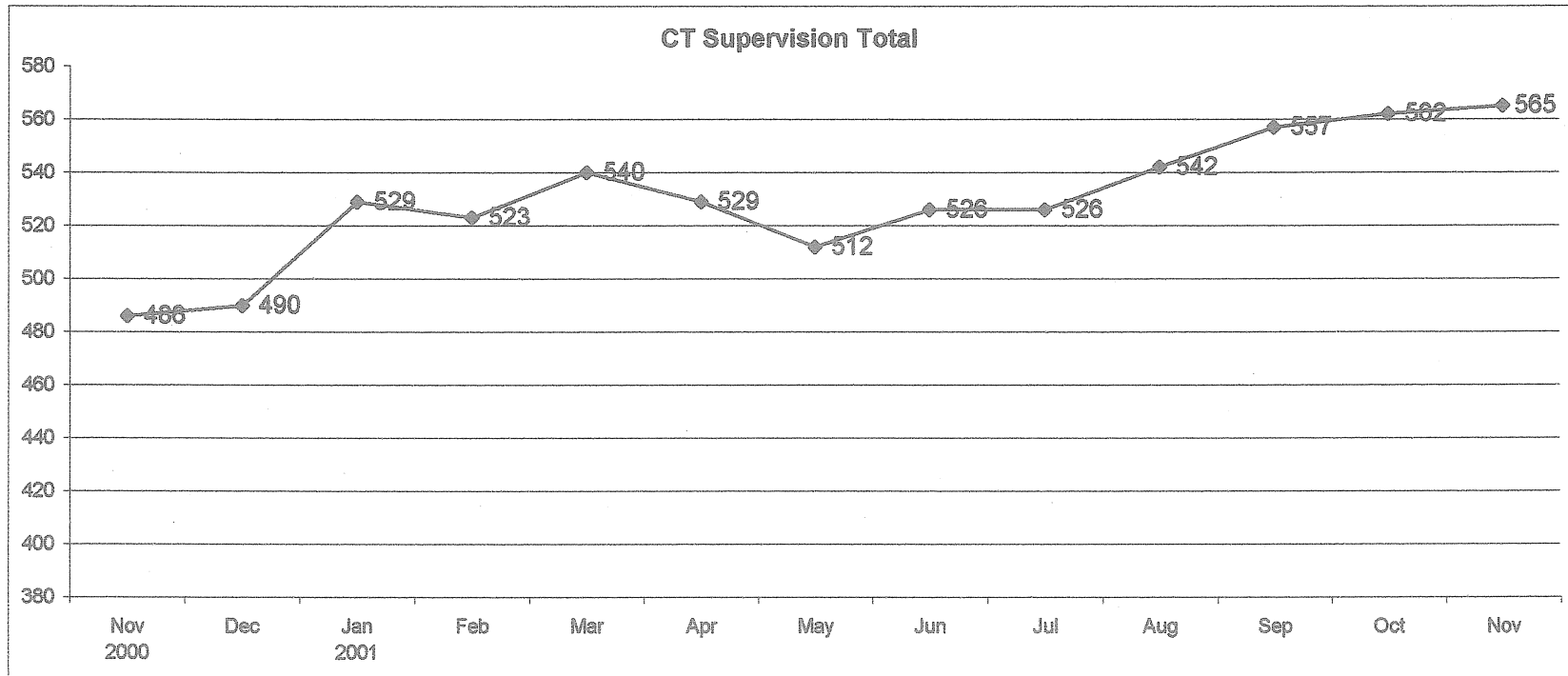
| | 2000 | | 2001 | | | | | | | | | | |
|--|------------|------------|------------|------------|------------|------------|------------|------------|------------|------------|------------|------------|------------|
| | Nov | Dec | Jan | Feb | Mar | Apr | May | Jun | Jul | Aug | Sep | Oct | Nov |
| CT Parolees Supervised in CT | 406 | 426 | 462 | 442 | 425 | 449 | 462 | 475 | 480 | 476 | 472 | 459 | 465 |
| Out Of State Parolees Supervised in CT | 46 | 53 | 58 | 67 | 68 | 70 | 70 | 61 | 56 | 59 | 59 | 60 | 60 |
| CT Supervision Total: | 452 | 479 | 520 | 509 | 493 | 519 | 532 | 536 | 536 | 535 | 531 | 519 | 525 |
| Parole Violators Confined | 60 | 56 | 64 | 63 | 74 | 68 | 56 | 64 | 72 | 65 | 68 | 69 | 72 |
| GRAND TOTAL | 512 | 535 | 584 | 572 | 567 | 587 | 588 | 600 | 608 | 600 | 599 | 588 | 597 |



Parole Supervision Caseload November 30, 2001

Hartford District Office Supervision Caseload

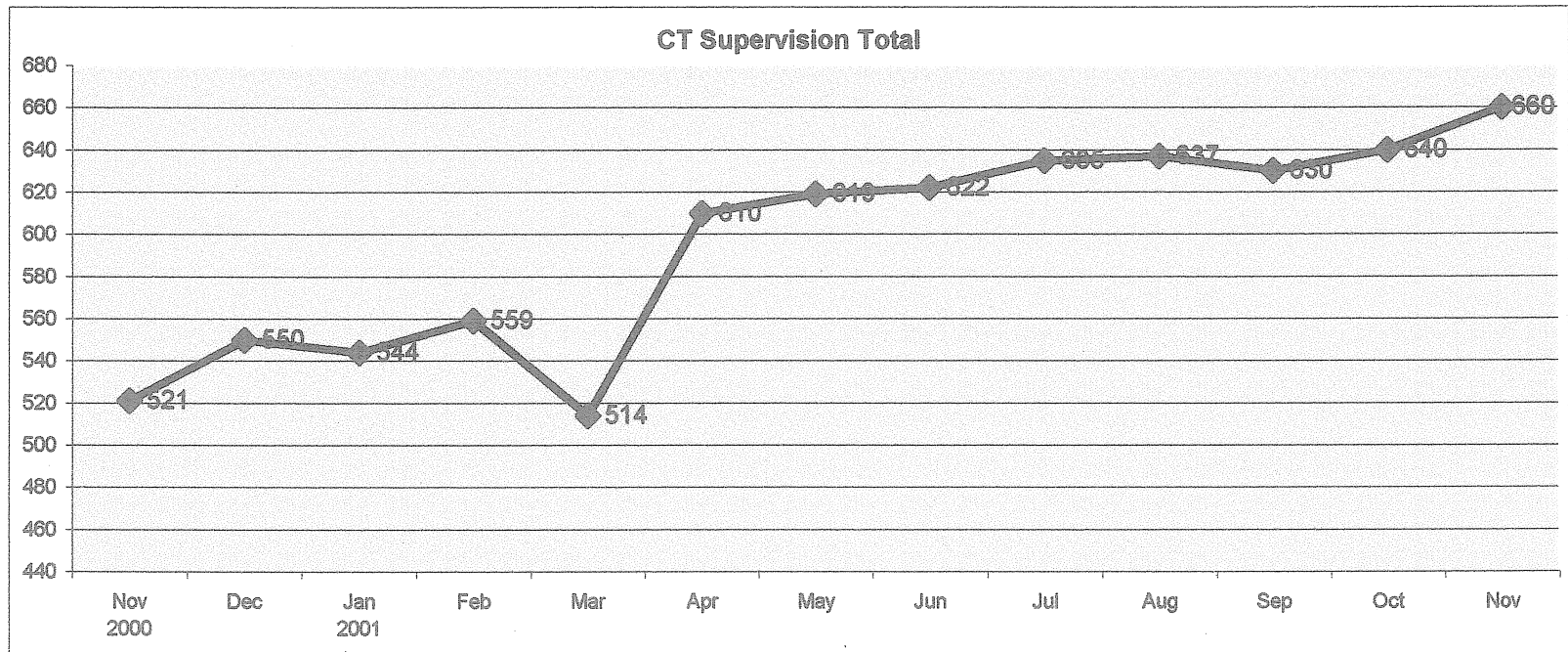
| | 2000 | | 2001 | | | | | | | | | | |
|--|------------|------------|------------|------------|------------|------------|------------|------------|------------|------------|------------|------------|------------|
| | Nov | Dec | Jan | Feb | Mar | Apr | May | Jun | Jul | Aug | Sep | Oct | Nov |
| CT Parolees Supervised in CT | 447 | 444 | 481 | 475 | 493 | 475 | 466 | 475 | 480 | 501 | 518 | 519 | 519 |
| Out Of State Parolees Supervised in CT | 39 | 46 | 48 | 48 | 47 | 54 | 46 | 51 | 46 | 41 | 39 | 43 | 46 |
| CT Supervision Total: | 486 | 490 | 529 | 523 | 540 | 529 | 512 | 526 | 526 | 542 | 557 | 562 | 565 |
| Parole Violators Confined | 70 | 68 | 62 | 64 | 70 | 70 | 79 | 100 | 93 | 93 | 102 | 104 | 96 |
| GRAND TOTAL | 556 | 558 | 591 | 587 | 610 | 599 | 591 | 626 | 619 | 635 | 659 | 666 | 661 |



Parole Supervision Caseload November 30, 2001

New Haven District Office Supervision Caseload

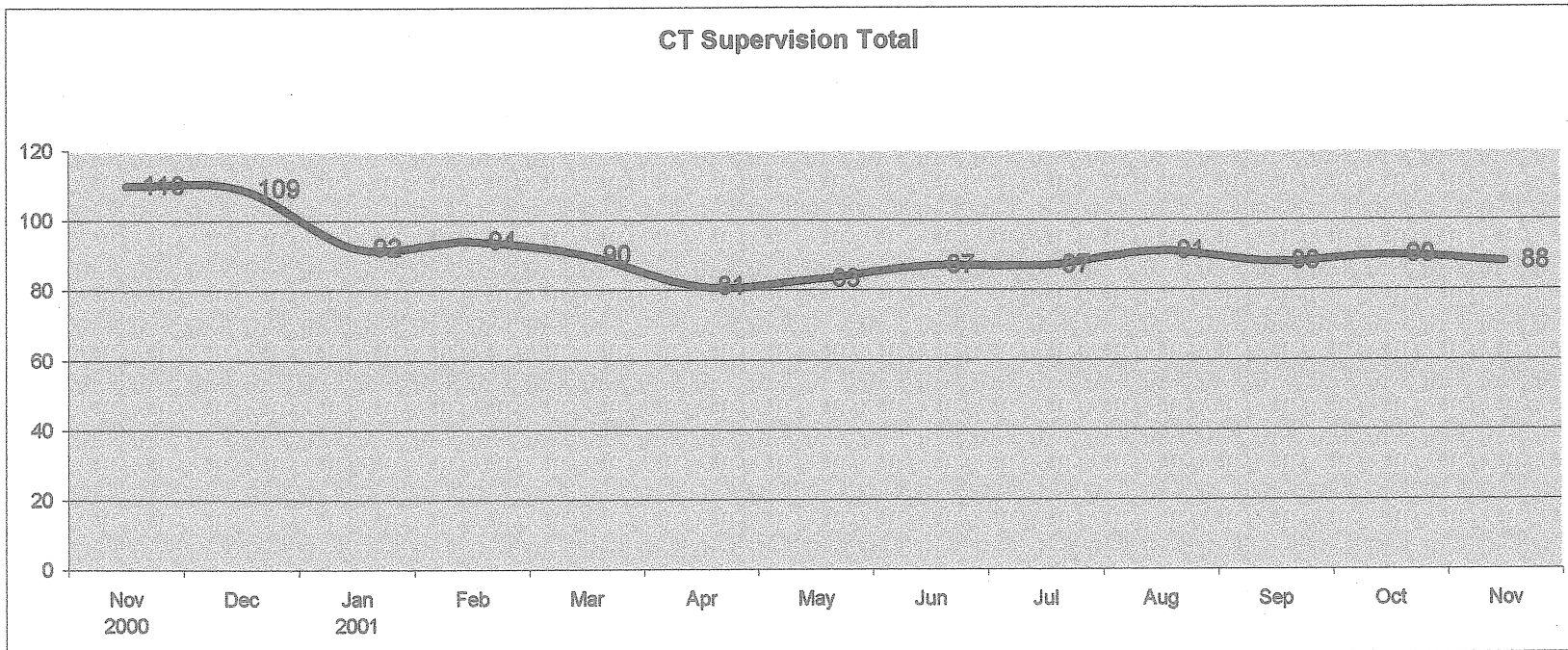
| | 2000 | | 2001 | | | | | | | | | | |
|--|------------|------------|------------|------------|------------|------------|------------|------------|------------|------------|------------|------------|------------|
| | Nov | Dec | Jan | Feb | Mar | Apr | May | Jun | Jul | Aug | Sep | Oct | Nov |
| CT Parolees Supervised in CT | 465 | 490 | 486 | 500 | 464 | 553 | 558 | 561 | 567 | 571 | 569 | 579 | 599 |
| Out Of State Parolees Supervised in CT | 56 | 60 | 58 | 59 | 50 | 57 | 61 | 61 | 68 | 66 | 61 | 61 | 61 |
| CT Supervision Total: | 521 | 550 | 544 | 559 | 514 | 610 | 619 | 622 | 635 | 637 | 630 | 640 | 660 |
| Parole Violators Confined | 58 | 60 | 49 | 47 | 39 | 39 | 58 | 61 | 56 | 57 | 80 | 82 | 88 |
| GRAND TOTAL | 579 | 610 | 593 | 606 | 553 | 649 | 677 | 683 | 691 | 694 | 710 | 722 | 748 |



Parole Supervision Caseload November 30, 2001

Special Management Supervision Caseload

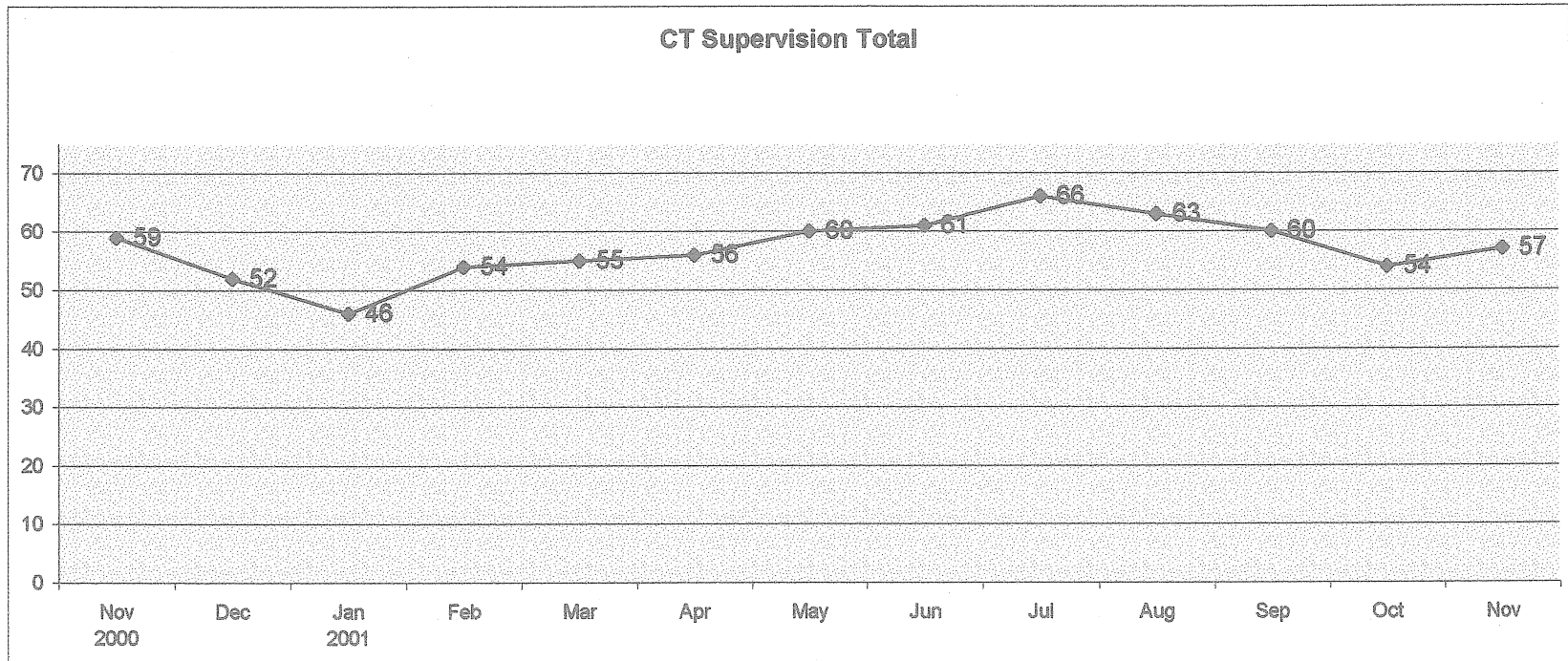
| | 2000 | | 2001 | | | | | | | | | | |
|--|------------|------------|-----------|-----------|-----------|-----------|-----------|-----------|-----------|-----------|-----------|-----------|-----------|
| | Nov | Dec | Jan | Feb | Mar | Apr | May | Jun | Jul | Aug | Sep | Oct | Nov |
| CT Parolees Supervised in CT | 93 | 89 | 77 | 79 | 75 | 69 | 72 | 76 | 76 | 80 | 76 | 78 | 77 |
| Out Of State Parolees Supervised in CT | 17 | 20 | 15 | 15 | 15 | 12 | 11 | 11 | 11 | 11 | 12 | 12 | 11 |
| CT Supervision Total: | 110 | 109 | 92 | 94 | 90 | 81 | 83 | 87 | 87 | 91 | 88 | 90 | 88 |
| Parole Violators Confined | 7 | 6 | 7 | 5 | 6 | 10 | 10 | 8 | 6 | 5 | 3 | 4 | 10 |
| GRAND TOTAL | 117 | 115 | 99 | 99 | 96 | 91 | 93 | 95 | 93 | 96 | 91 | 94 | 98 |



Parole Supervision Caseload November 30, 2001

Zero Tolerance Caseload

| | 2000 | | 2001 | | | | | | | | | | |
|--|-----------|-----------|-----------|-----------|-----------|-----------|-----------|-----------|-----------|-----------|-----------|-----------|-----------|
| | Nov | Dec | Jan | Feb | Mar | Apr | May | Jun | Jul | Aug | Sep | Oct | Nov |
| CT Parolees Supervised in CT | 59 | 52 | 44 | 52 | 55 | 56 | 60 | 61 | 66 | 63 | 60 | 54 | 57 |
| Out Of State Parolees Supervised in CT | 0 | 0 | 2 | 2 | 0 | 0 | 0 | 0 | 0 | 0 | 0 | 0 | 0 |
| CT Supervision Total: | 59 | 52 | 46 | 54 | 55 | 56 | 60 | 61 | 66 | 63 | 60 | 54 | 57 |
| Parole Violators Confined | 4 | 2 | 3 | 1 | 5 | 5 | 4 | 3 | 3 | 5 | 6 | 7 | 9 |
| GRAND TOTAL | 63 | 54 | 49 | 55 | 60 | 61 | 64 | 64 | 69 | 68 | 66 | 61 | 66 |



Violation Reports

November 1, 2001 - November 30, 2001

| <i>Office</i> | <i>Parole Officer</i> | <i>Absconder</i> | <i>Criminal</i> | <i>Technical</i> | <i>Total</i> |
|-------------------|-----------------------|------------------|-----------------|------------------|--------------|
| <i>Bridgeport</i> | | | | | |
| | Defeo | 1 | 3 | | 4 |
| | DeLucia | | | 1 | 1 |
| | Emielita | | 1 | 1 | 2 |
| | Holmes | | 1 | | 1 |
| | Johnson | 1 | | | 1 |
| | Johnson R | | | 1 | 1 |
| | O'Reilly | | 1 | | 1 |
| | Office Total | 2 | 6 | 3 | 11 |
| <i>Hartford</i> | | | | | |
| | Banas | | | 4 | 4 |
| | Casanova | 1 | 2 | 5 | 8 |
| | Edwards | | 1 | 1 | 2 |
| | Emielita | | | 1 | 1 |
| | Hyman | | 1 | 3 | 4 |
| | Johnson | | 1 | | 1 |
| | Johnson , T | | 1 | | 1 |
| | Johnson, T. | 1 | | | 1 |
| | Knapp | | 3 | | 3 |
| | Krupa | | | 1 | 1 |
| | Lawlor | | 2 | 1 | 3 |
| | Mills | | 1 | | 1 |
| | Romano | | 1 | | 1 |
| | Office Total | 2 | 13 | 16 | 31 |
| <i>New Haven</i> | | | | | |
| | Amaral | 1 | | 2 | 3 |
| | Duca | | 1 | 1 | 2 |
| | Greene | 1 | 1 | 2 | 4 |
| | Hill | | | 1 | 1 |
| | Hogan | 2 | 1 | | 3 |

Wednesday, December 12, 2001

| <i>Office</i> | <i>Parole Officer</i> | <i>Absconder</i> | <i>Criminal</i> | <i>Technical</i> | <i>Total</i> |
|---------------------------|-----------------------|------------------|-----------------|------------------|--------------|
| Kelly | | | 3 | 1 | 4 |
| Nelson | | | | 1 | 1 |
| O'Connor | | 1 | 2 | 1 | 4 |
| Runlett | | 1 | | 1 | 2 |
| Watts | | | 1 | | 1 |
| Wood | | 1 | | | 1 |
| Office Total | | 7 | 9 | 10 | 26 |
| <i>Special Management</i> | | | | | |
| Boleski | | | 1 | | 1 |
| Noto | | 1 | | 1 | 2 |
| Office Total | | 1 | 1 | 1 | 3 |
| Grand Total | | 12 | 29 | 30 | 71 |

** Source: Hearings Division Warrant Requests and Interstate Reports*