


STATE OF CONNECTICUT

Connecticut Parole and Community Services  
**Monthly Report**



**OCTOBER 2001**

*(OCTOBER 2000 to OCTOBER 2001)*

Prepared by  
*Jerry Stowell*

FOR  
BOARD OF PARDONS & PAROLES (BOPP)  
AND  
DEPARTMENT OF CORRECTION (DOC)  
Parole and Community Services Division

**Correctional Population and Parole Eligibility  
October 31, 2001**

**Confined Population**

**17,743**

(Unsentenced and Special Inmates)

(3,842)

Balance 13,901

(Sentences 2 Years & Less, Cuscom, New Admits)

(4,347)

Balance 9,554

(Parole Ineligible, crime committed)

(664)

Balance 8,890

(SRG Classification)

(353)

Balance 8,537

(Wright Decision Cases)

(368)

Balance 8,169

(Level 5 Classification)

(101)

Balance 8,068

(Chronic Disciplinary Unit Classification)

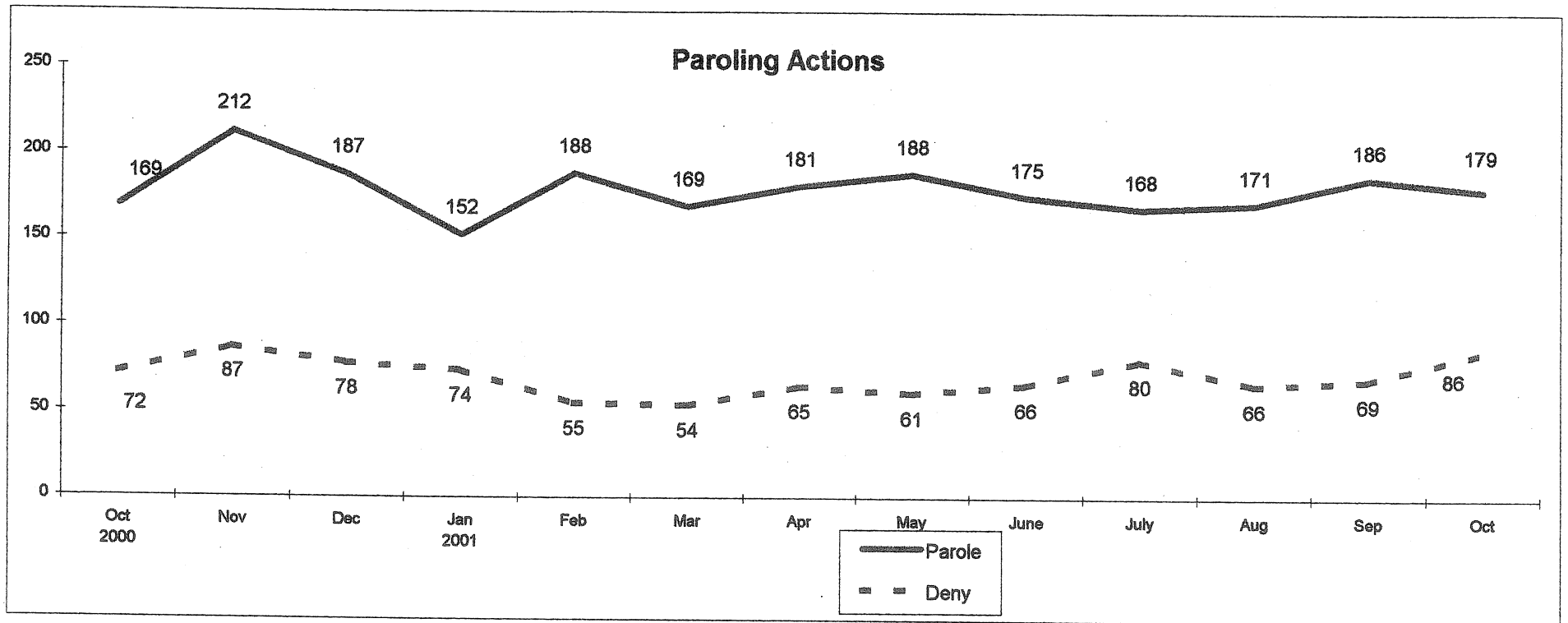
(58)

**Population Eligible for Parole Consideration 8,010**

**Connecticut Board of Parole  
Hearings Division Monthly Statistics  
October 31, 2001**

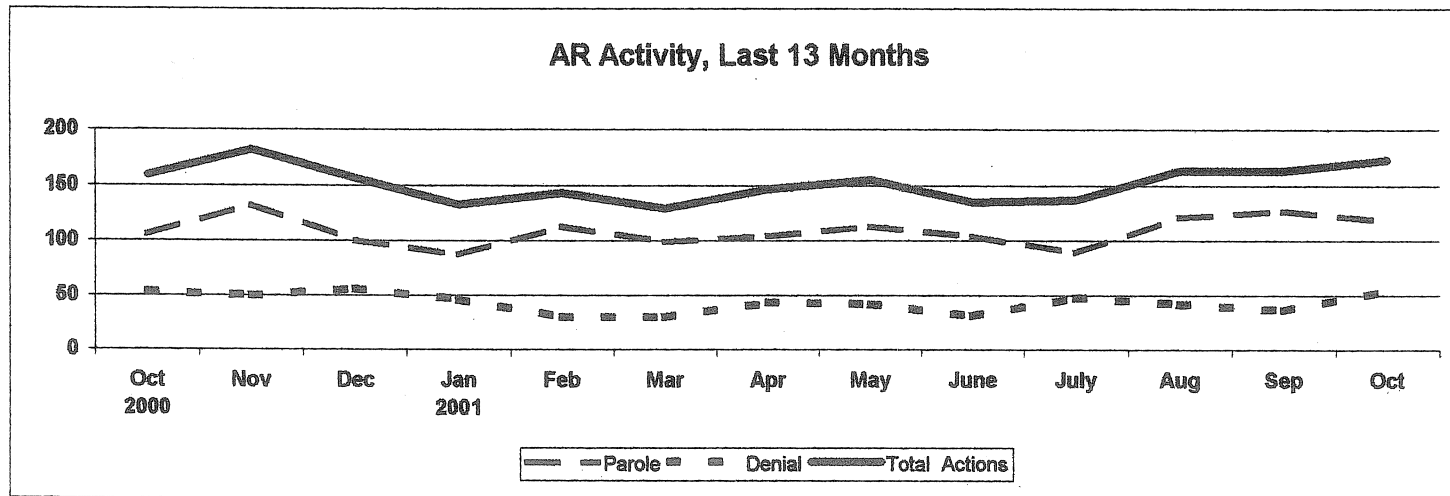
	2000			2001									12 Mo.	
	Oct	Nov	Dec	Jan	Feb	Mar	Apr	May	June	July	Aug	Sep	Oct	Totals
<b>Full Panel Actions</b>														
Parole	64	80	87	65	75	70	77	75	71	79	50	59	61	849
Deny	18	37	22	28	25	24	22	19	35	32	24	33	31	332
Medical Parole	0	0	0	0	0	0	0	0	0	0	0	0	0	0
Revoke	43	48	39	24	33	7	23	40	42	49	43	40	53	441
Revoke & Reparole	8	16	13	10	10	15	5	12	20	12	7	23	21	164
Rescind	1	9	11	10	8	2	5	9	8	7	2	12	8	91
Rescind & Reparole	8	19	18	13	10	9	16	6	15	7	6	4	8	131
Early Parole Discharge	0	0	0	0	0	0	0	0	0	0	0	0	0	0
<b>Total Full Panel Actions</b>	142	209	190	150	161	127	148	161	191	186	132	171	182	2008
<b>Administrative Review Actions</b>														
Parole	105	132	100	87	113	99	104	113	104	89	121	127	118	1307
Deny	54	50	56	46	30	30	43	42	31	48	42	36	55	509
<b>Total Admin. Review Actions</b>	159	182	156	133	143	129	147	155	135	137	163	163	173	1816
<b>Staff Actions</b>														
Case Review	23	36	27	35	24	52	35	30	45	31	26	34	24	399
Review & Reschedule	141	157	182	163	251	147	93	286	230	157	265	145	267	2343
Close Interest	79	59	63	44	96	60	33	107	67	62	94	23	79	787
<b>Total Actions</b>	544	643	618	525	675	515	456	739	668	573	680	536	725	7353
<b>Total Hearing Dates</b>	17	17	17	19	19	20	20	20	18	20	19	19	18	226
<b>Parole Grant Rate</b>														
Full Panels	78%	68%	80%	70%	75%	74%	78%	80%	67%	71%	68%	64%	66%	72%
Administrative Reviews	66%	73%	64%	65%	79%	77%	71%	73%	77%	65%	74%	78%	68%	72%

Connecticut Board of Parole  
Hearings Division Monthly Statistics  
October 31, 2001



**Connecticut Board of Parole  
Hearings Division Monthly Statistics  
Administrative Reviews  
October 31, 2001**

	2000			2001									
	Oct	Nov	Dec	Jan	Feb	Mar	Apr	May	June	July	Aug	Sep	Oct
<b>Parole</b>	105	132	100	87	113	99	104	113	104	89	121	127	118
<b>Denial</b>	54	50	56	46	30	30	43	42	31	48	42	36	55
<b>Medical Parole</b>	0	0	0	0	0	0	0	0	0	0	0	0	0
<b>Total Actions</b>	159	182	156	133	143	129	147	155	135	137	163	163	173



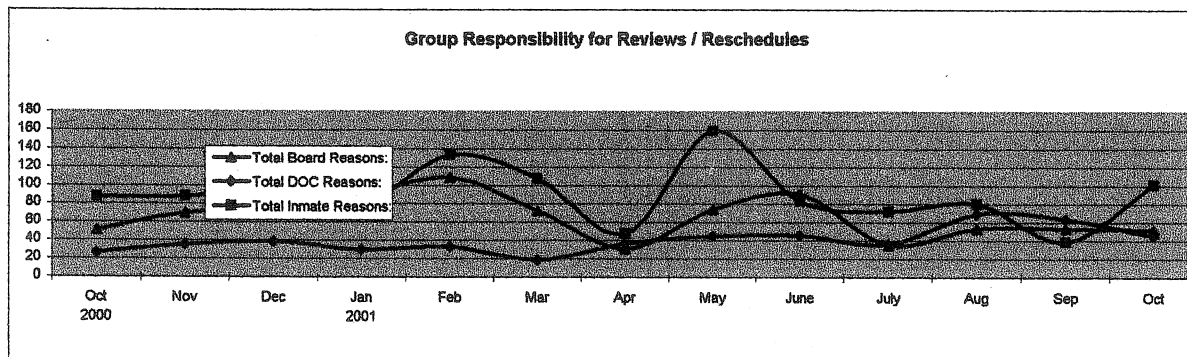
**Connecticut Board of Parole  
Hearings Division Monthly Statistics  
Current Location  
October 31, 2001  
Persons Granted Parole via Administrative Reviews**

**Granting Month**

Location	2000			2001										12 Mo.
	Oct	Nov	Dec	Jan	Feb	Mar	Apr	May	June	July	Aug	Sep	Oct	Total
CT Parole Supervision	1	0	0	0	0	1	1	1	0	0	1	2	3	9
Out-of State Parole Supervision	0	0	0	0	0	0	0	0	0	0	0	0	0	0
Abscond from Parole	0	0	0	0	0	0	0	0	0	0	0	0	0	0
Halfway House	8	3	6	3	5	4	4	3	4	3	7	6	5	53
Confined in CT, to be Released	95	129	94	83	108	94	98	108	99	86	112	118	110	1239
Confined, Out of State	1	0	0	0	0	0	0	0	0	0	0	0	0	0
Furlough	0	0	0	0	0	0	0	0	0	0	0	0	0	0
Escaped, Prior to Release	0	0	0	0	0	0	0	0	0	0	0	0	0	0
Reconfined	0	0	0	0	0	0	0	0	0	0	0	0	0	0
TS	0	0	0	0	0	0	0	0	0	0	0	0	0	0
Discharged	0	0	0	1	0	0	1	0	0	0	0	0	0	2
Virginia								1	1	0	1	1	0	4
<b>Total</b>	<b>105</b>	<b>132</b>	<b>100</b>	<b>87</b>	<b>113</b>	<b>99</b>	<b>104</b>	<b>113</b>	<b>104</b>	<b>89</b>	<b>121</b>	<b>127</b>	<b>118</b>	<b>1307</b>

**Connecticut Board of Parole  
Types of Review and Rescheduling Activities  
October 2001**

	2000			2001									
	Oct	Nov	Dec	Jan	Feb	Mar	Apr	May	June	July	Aug	Sep	Oct
<b>Inmate-Related Reasons:</b>													
<b>Regular Hearings</b>													
In Seg/Punitive Seg	7	3	10	4	7	2	2	8					
Inmate's Request	0	1	0	0	1	0	2	2					
Pending Charges	27	29	13	11	36	20	5	44					
Pending DR	0	0	0	0	0	0	0	0	0	0	0	0	0
SRG Affiliation	23	15	21	17	41	21	3	48	23	22	27	3	48
Pending Waiver	0	0	0	0	0	0	0	0	0	0	0	0	0
85% Status	6	3	24	11	23	12	1	27	15	19	27	1	29
Case Review	23	36	27	35	24	52	35	30	45	31	26	34	24
<b>Revocation Hearings:</b>													
Attorney	0	1	0	0	1	0	0	0	0	0	0	1	0
Pending Charges	1	0	1	1	0	0	0	0	0	0	0	0	0
<b>Total Inmate Reasons:</b>	<b>87</b>	<b>88</b>	<b>96</b>	<b>79</b>	<b>133</b>	<b>107</b>	<b>48</b>	<b>169</b>	<b>83</b>	<b>72</b>	<b>80</b>	<b>39</b>	<b>101</b>
<b>DOC-Related Reasons</b>													
<b>Regular Hearings</b>													
Transportation	21	23	26	21	19	17	31	33	38	30	63	56	40
Awaiting MH Evaluation	5	12	13	9	14	2	6	12	8	6	6	8	5
<b>Total DOC Reasons:</b>	<b>26</b>	<b>35</b>	<b>39</b>	<b>30</b>	<b>33</b>	<b>19</b>	<b>37</b>	<b>45</b>	<b>46</b>	<b>36</b>	<b>69</b>	<b>64</b>	<b>45</b>
<b>Board-Related Reasons</b>													
<b>Regular Hearings</b>													
Additional Info	9	26	20	21	20	10	13	24	20	10	11	19	16
Additional Offense Info	12	14	9	21	16	15	9	11	13	7	15	15	7
Hearing Cancelled	0	0	0	8	12	0	3	0	35	0	0	14	0
Ineligible-PE date	9	13	24	17	37	20	2	2	2	0	0	0	0
No Parole Package	0	0	0	0	0	0	0	0	0	0	0	0	0
Awaiting Sex Offender Eval	8	7	7	12	6	6	0	0	0	0	0	0	0
Other	13	10	14	10	18	22	4	37	21	18	27	5	29
<b>Total Board Reasons:</b>	<b>61</b>	<b>70</b>	<b>74</b>	<b>89</b>	<b>109</b>	<b>73</b>	<b>31</b>	<b>74</b>	<b>91</b>	<b>35</b>	<b>53</b>	<b>53</b>	<b>52</b>
<b>All Reasons:</b>	<b>164</b>	<b>193</b>	<b>209</b>	<b>198</b>	<b>275</b>	<b>199</b>	<b>116</b>	<b>278</b>	<b>220</b>	<b>143</b>	<b>202</b>	<b>166</b>	<b>198</b>



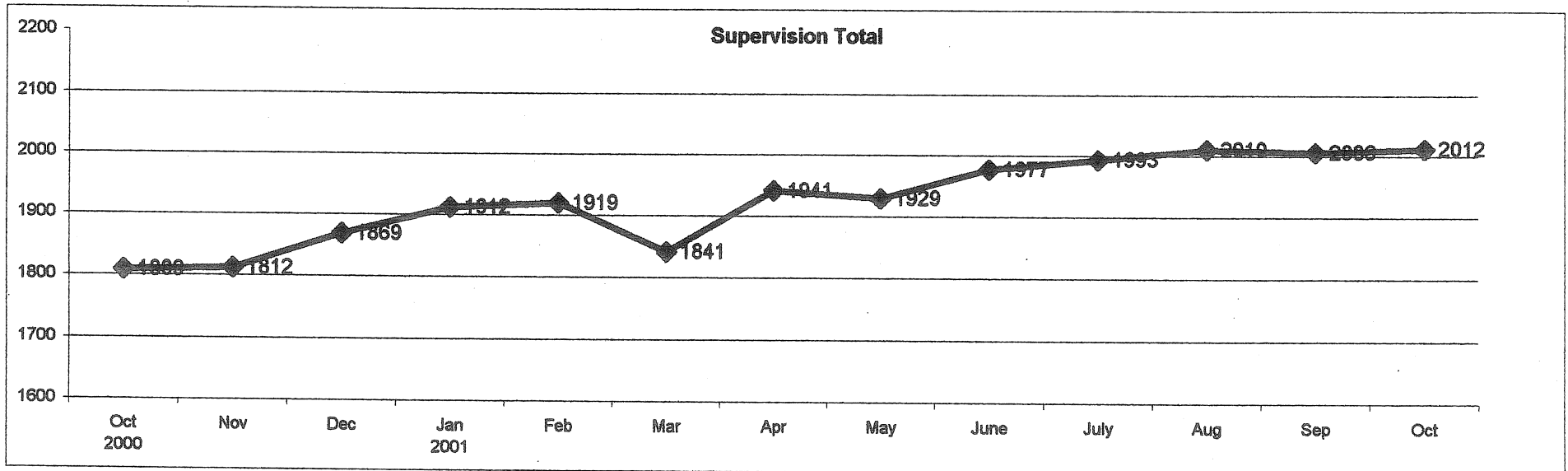
**Parole Granting Rate  
February 1999 - October 2001**

	<b>Full Panel Hearings</b>	<b>Administrative Reviews</b>
<b>February</b>	67%	60%
<b>March</b>	53%	67%
<b>April</b>	58%	54%
<b>May</b>	64%	54%
<b>June</b>	66%	70%
<b>July</b>	64%	76%
<b>August</b>	71%	71%
<b>September</b>	72%	65%
<b>October</b>	69%	75%
<b>November</b>	69%	60%
<b>December</b>	68%	69%
<b>January</b>	67%	76%
<b>February</b>	65%	66%
<b>March</b>	67%	67%
<b>April</b>	66%	69%
<b>May</b>	69%	67%
<b>June</b>	67%	69%
<b>July</b>	73%	74%
<b>August</b>	78%	72%
<b>September</b>	72%	69%
<b>October</b>	78%	66%
<b>November</b>	68%	73%
<b>December</b>	80%	64%
<b>January</b>	70%	65%
<b>February</b>	75%	79%
<b>March</b>	74%	77%
<b>April</b>	78%	71%
<b>May</b>	80%	73%
<b>June</b>	67%	77%
<b>July</b>	71%	65%
<b>August</b>	68%	74%
<b>September</b>	64%	78%
<b>October</b>	66%	68%
<b>Average:</b>	69%	69%



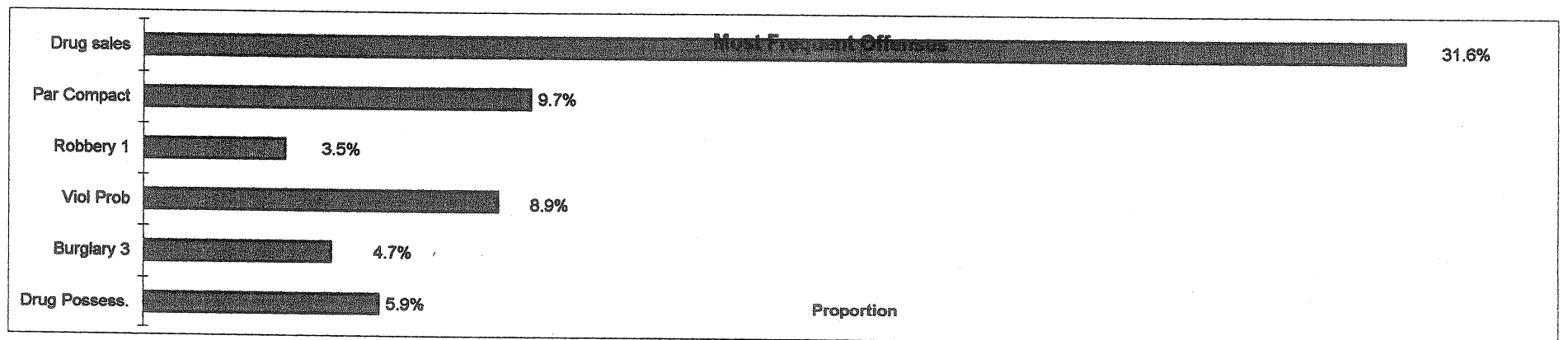

## Connecticut Board of Parole Parole Supervision Caseload October 31, 2001

	2000			2001										12 Mo
	Oct	Nov	Dec	Jan	Feb	Mar	Apr	May	June	July	Aug	Sep	Oct	Avg.
CT Parolees Supervised in CT	1456	1470	1501	1550	1548	1512	1602	1618	1648	1669	1691	1695	1689	1599
Out Of State Parolees Supervised in CT	159	158	179	181	191	180	193	188	184	181	177	171	176	180
<b>CT Supervision Total:</b>	<b>1615</b>	<b>1628</b>	<b>1680</b>	<b>1731</b>	<b>1739</b>	<b>1692</b>	<b>1795</b>	<b>1806</b>	<b>1832</b>	<b>1850</b>	<b>1868</b>	<b>1866</b>	<b>1865</b>	<b>1779</b>
CT Parolees Supervised Out of State	194	184	189	181	180	149	146	123	145	143	142	140	147	156
<b>Supervision Total:</b>	<b>1809</b>	<b>1812</b>	<b>1869</b>	<b>1912</b>	<b>1919</b>	<b>1841</b>	<b>1941</b>	<b>1929</b>	<b>1977</b>	<b>1993</b>	<b>2010</b>	<b>2006</b>	<b>2012</b>	<b>1935</b>
Parole Violators Confined	214	199	192	185	180	194	220	231	224	231	257	263	264	220
<b>GRAND TOTAL</b>	<b>2023</b>	<b>2011</b>	<b>2061</b>	<b>2097</b>	<b>2099</b>	<b>2035</b>	<b>2161</b>	<b>2160</b>	<b>2201</b>	<b>2224</b>	<b>2267</b>	<b>2269</b>	<b>2276</b>	<b>2155</b>



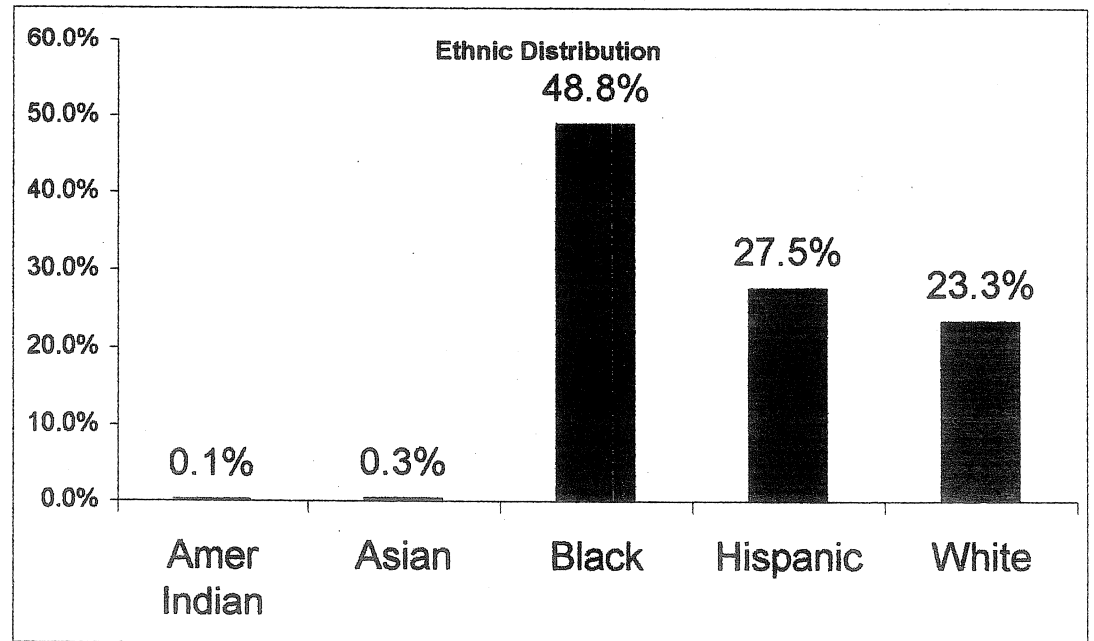
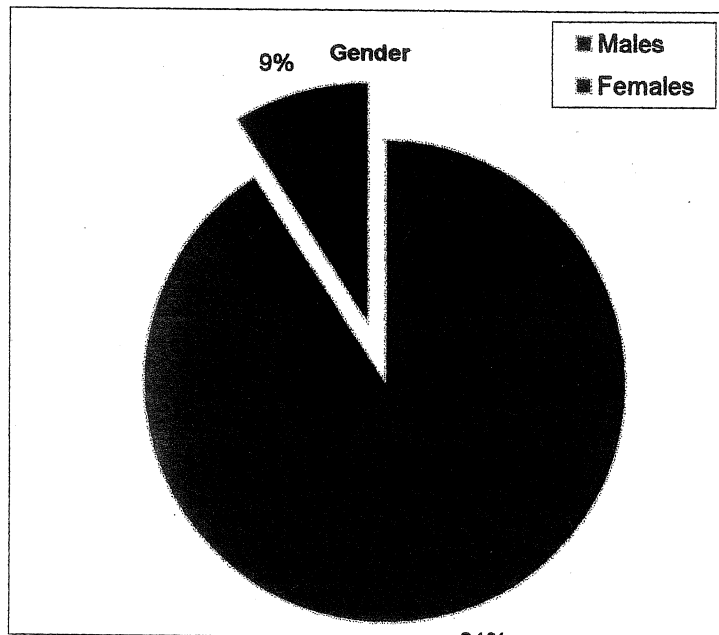
**Connecticut Board of Parole  
Parole Supervision Caseload  
October 31, 2001**

**Distributions for this Latest Month**



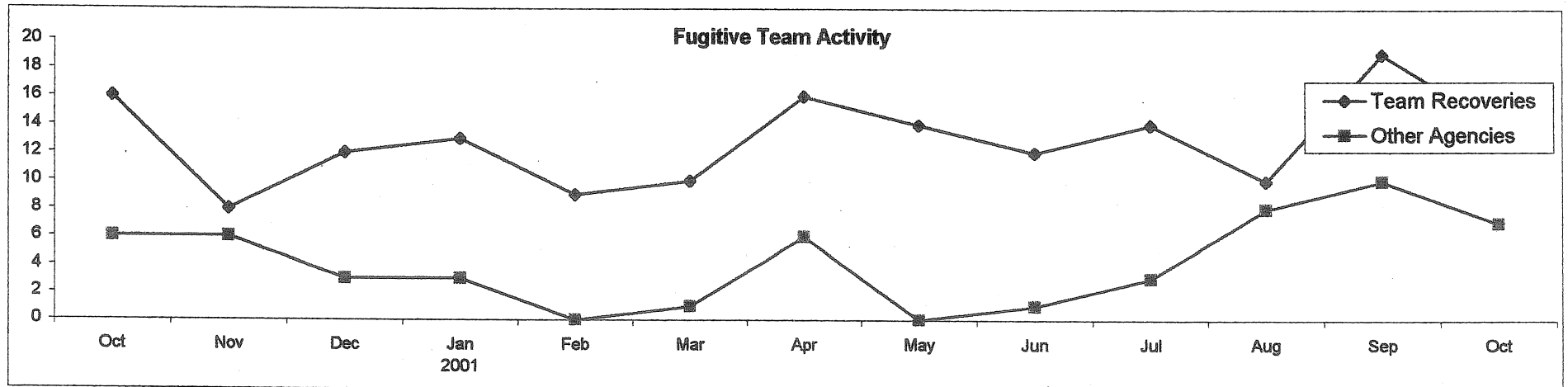
**Connecticut Board of Parole  
Parole Supervision Caseload  
October 31, 2001**

**Distributions for this Latest Month**



**Connecticut Board of Parole  
Parole Supervision Caseload  
October 31, 2001**

**Unit Activities**



**Connecticut Board of Parole  
Parole Supervision Caseload  
October 31, 2001**

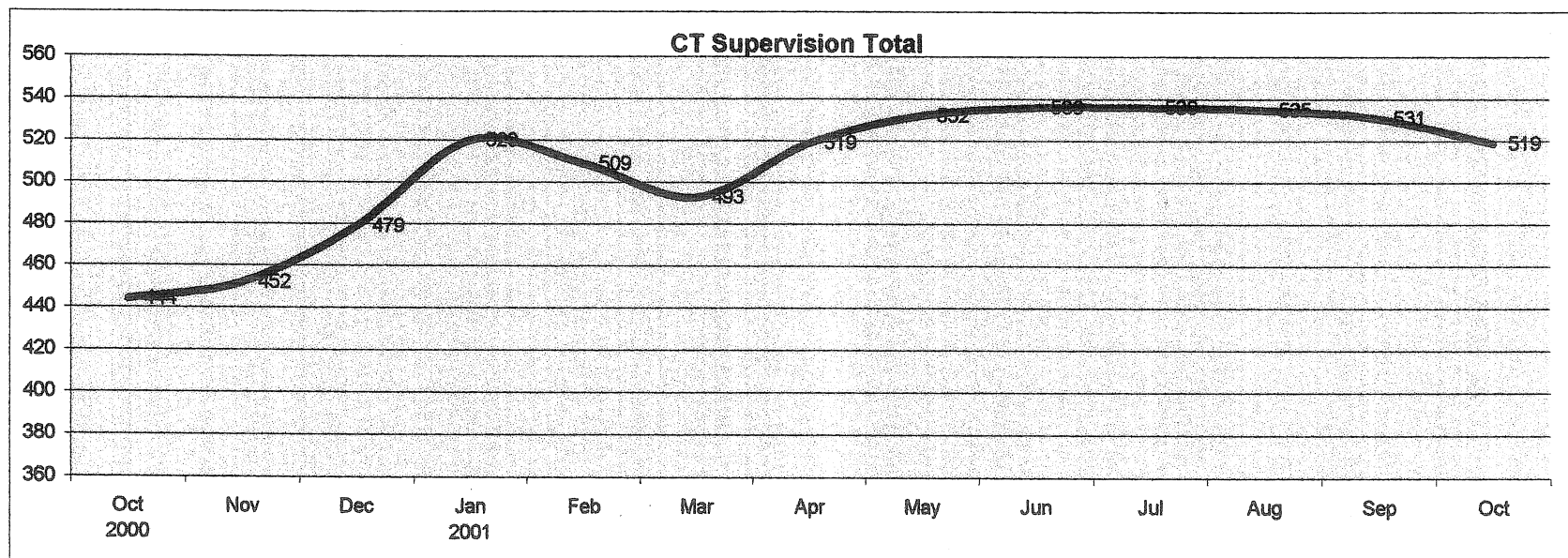
**Parolee Employment Information**

	<b>2000</b>			<b>2001</b>									
	<b>Oct</b>	<b>Nov</b>	<b>Dec</b>	<b>Jan</b>	<b>Feb</b>	<b>Mar</b>	<b>Apr</b>	<b>May</b>	<b>June</b>	<b>July</b>	<b>Aug</b>	<b>Sep</b>	<b>Oct</b>
<b>Number of Parolees Employed:</b>	1315	1352	1387	1414	1426	1374	1455	1466	1514	1510	1544	1499	1392
<b>Parolees Unemployable:</b>	144	123	140	158	153	141	168	173	147	174	160	196	293
<b>Proportion Employed:</b>	89%	90%	90%	90%	90%	89%	89%	90%	90%	90%	90%	90%	89%
<b>Number Active in Parole Works:</b>	77	77	76	116	107	100	95	94	94	105	77	93	103
<b># Community Service Hours:</b>	655	508	372	778	691	811	1108	933	963	1408	1266	1214	1195

## Parole Supervision Caseload October 31, 2001

### Bridgeport District Office Supervision Caseload

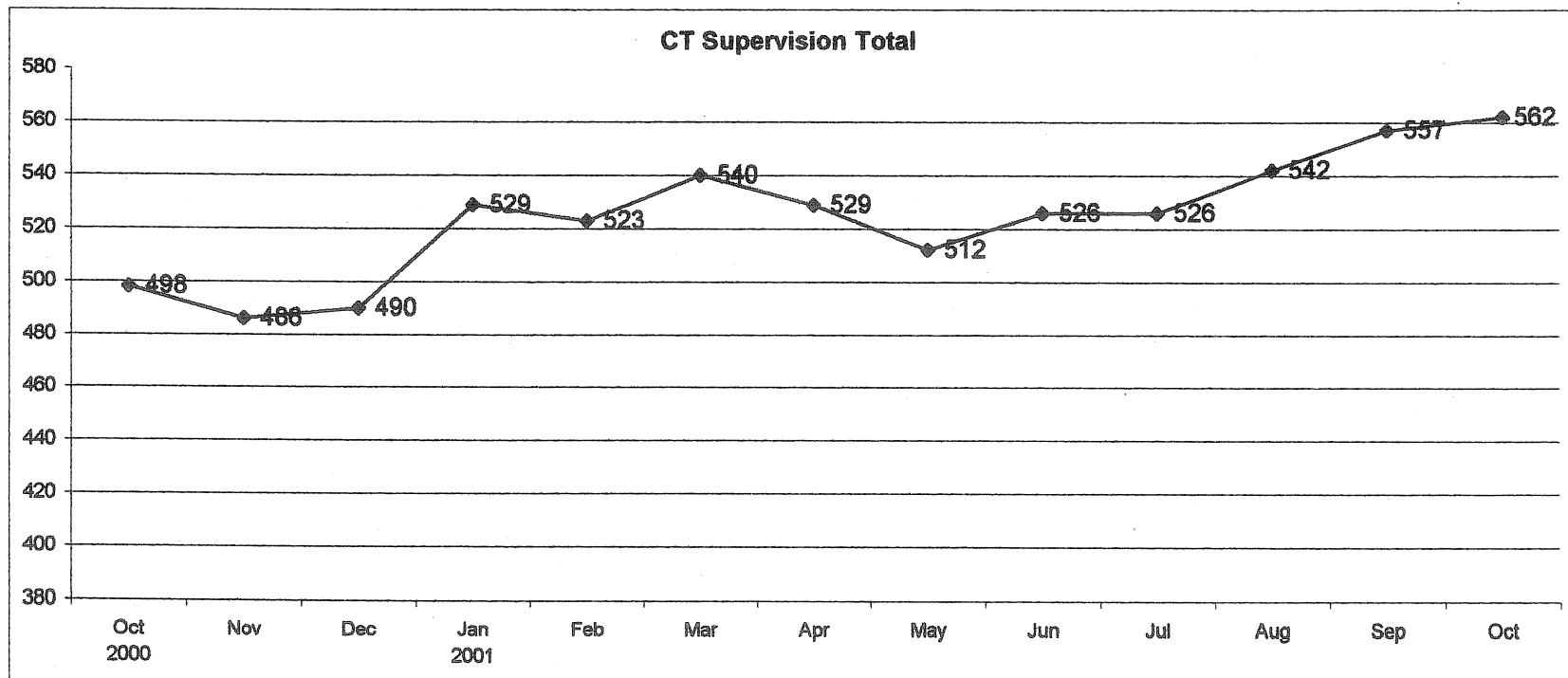
	2000			2001									
	Oct	Nov	Dec	Jan	Feb	Mar	Apr	May	Jun	Jul	Aug	Sep	Oct
<b>CT Parolees Supervised in CT</b>	402	406	426	462	442	425	449	462	475	480	476	472	459
<b>Out Of State Parolees Supervised in CT</b>	42	46	53	58	67	68	70	70	61	56	59	59	60
<b>CT Supervision Total:</b>	<b>444</b>	<b>452</b>	<b>479</b>	<b>520</b>	<b>509</b>	<b>493</b>	<b>519</b>	<b>532</b>	<b>536</b>	<b>536</b>	<b>535</b>	<b>531</b>	<b>519</b>
<b>Parole Violators Confined</b>	70	60	56	64	63	74	68	56	64	72	65	68	69
<b>GRAND TOTAL</b>	<b>514</b>	<b>512</b>	<b>535</b>	<b>584</b>	<b>572</b>	<b>567</b>	<b>587</b>	<b>588</b>	<b>600</b>	<b>608</b>	<b>600</b>	<b>599</b>	<b>588</b>



# Parole Supervision Caseload October 31, 2001

## Hartford District Office Supervision Caseload

	2000			2001									
	Oct	Nov	Dec	Jan	Feb	Mar	Apr	May	Jun	Jul	Aug	Sep	Oct
<b>CT Parolees Supervised in CT</b>	457	447	444	481	475	493	475	466	475	480	501	518	519
<b>Out Of State Parolees Supervised in CT</b>	41	39	46	48	48	47	54	46	51	46	41	39	43
<b>CT Supervision Total:</b>	498	486	490	529	523	540	529	512	526	526	542	557	562
<b>Parole Violators Confined</b>	69	70	68	62	64	70	70	79	100	93	93	102	104
<b>GRAND TOTAL</b>	567	556	558	591	587	610	599	591	626	619	635	659	666

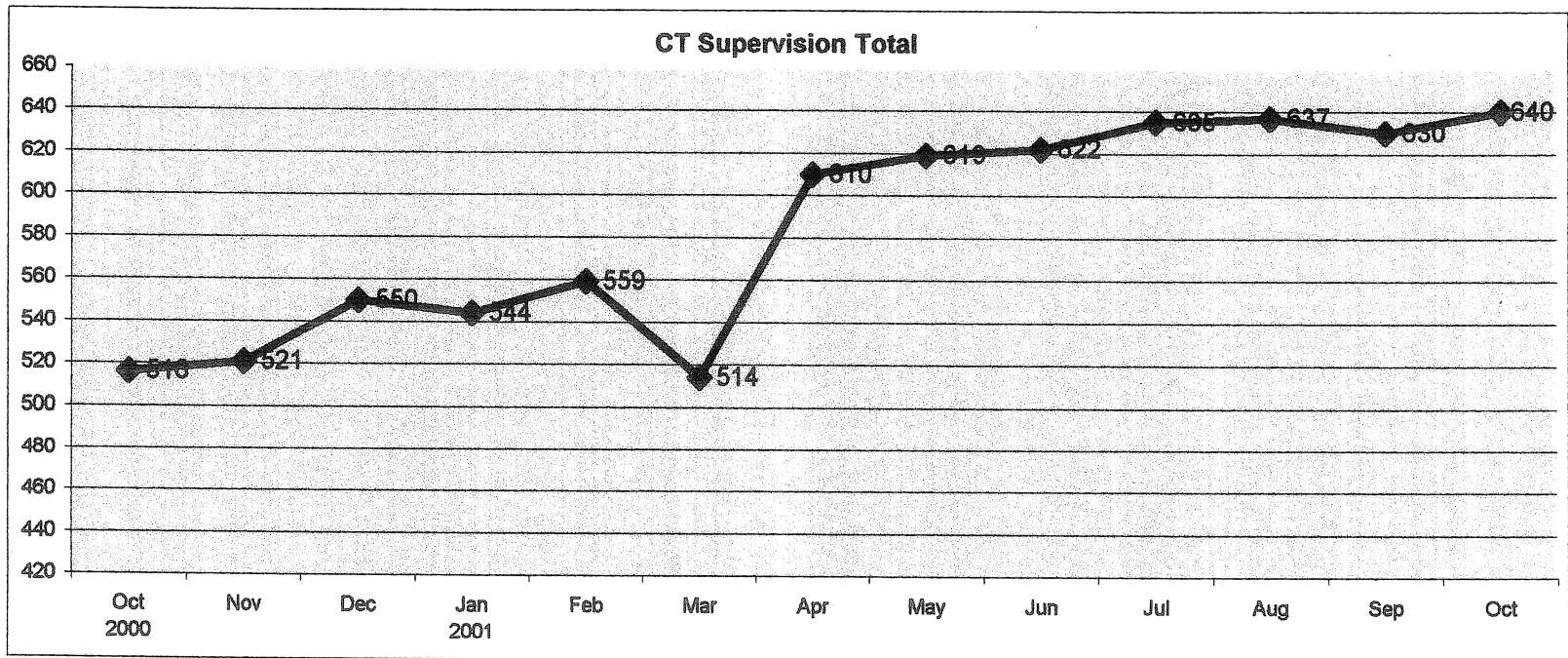


# Parole Supervision Caseload

## October 31, 2001

### New Haven District Office Supervision Caseload

	2000			2001									
	Oct	Nov	Dec	Jan	Feb	Mar	Apr	May	Jun	Jul	Aug	Sep	Oct
CT Parolees Supervised in CT	457	465	490	486	500	464	553	558	561	567	571	569	579
Out Of State Parolees Supervised in CT	59	56	60	58	59	50	57	61	61	68	66	61	61
<b>CT Supervision Total:</b>	<b>516</b>	<b>521</b>	<b>550</b>	<b>544</b>	<b>559</b>	<b>514</b>	<b>610</b>	<b>619</b>	<b>622</b>	<b>635</b>	<b>637</b>	<b>630</b>	<b>640</b>
Parole Violators Confined	63	58	60	49	47	39	39	58	61	56	57	80	82
<b>GRAND TOTAL</b>	<b>579</b>	<b>579</b>	<b>610</b>	<b>593</b>	<b>606</b>	<b>553</b>	<b>649</b>	<b>677</b>	<b>683</b>	<b>691</b>	<b>694</b>	<b>710</b>	<b>722</b>



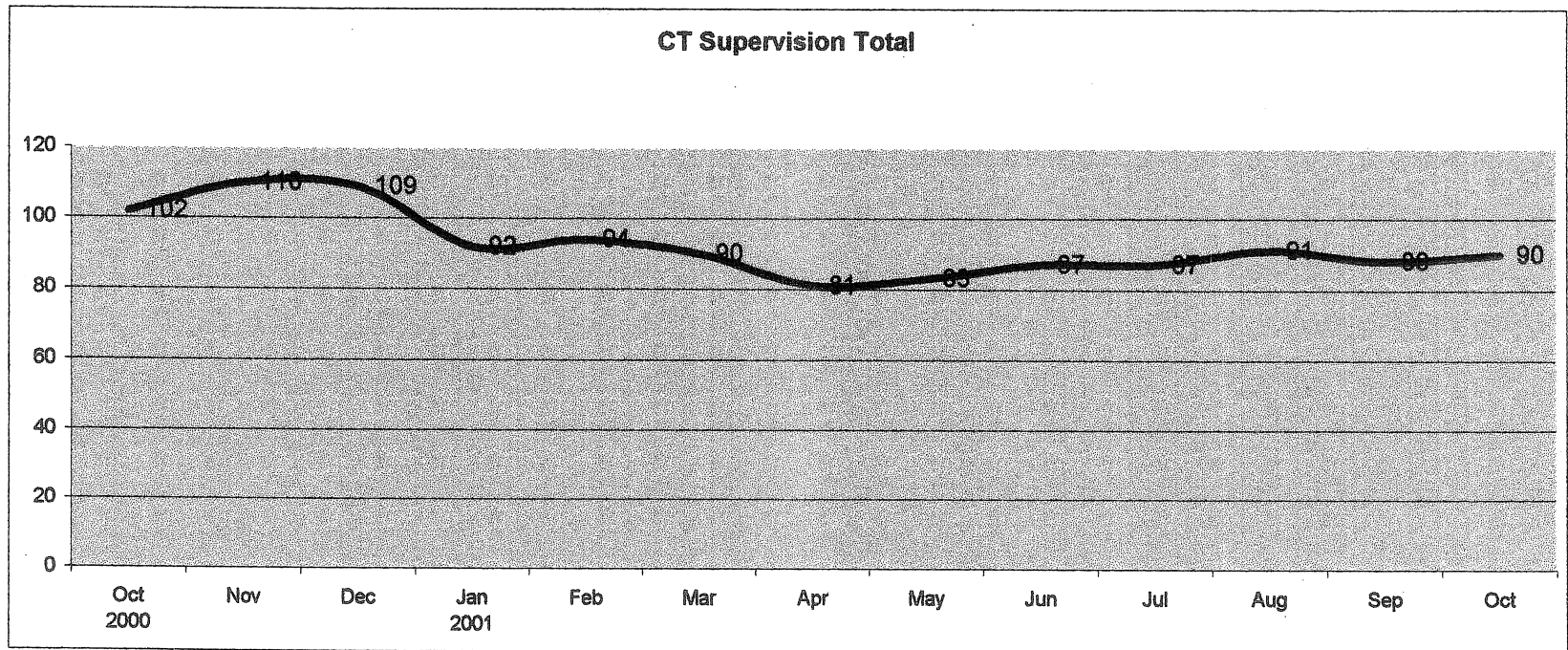


# Parole Supervision Caseload

## October 31, 2001

### Special Management Supervision Caseload

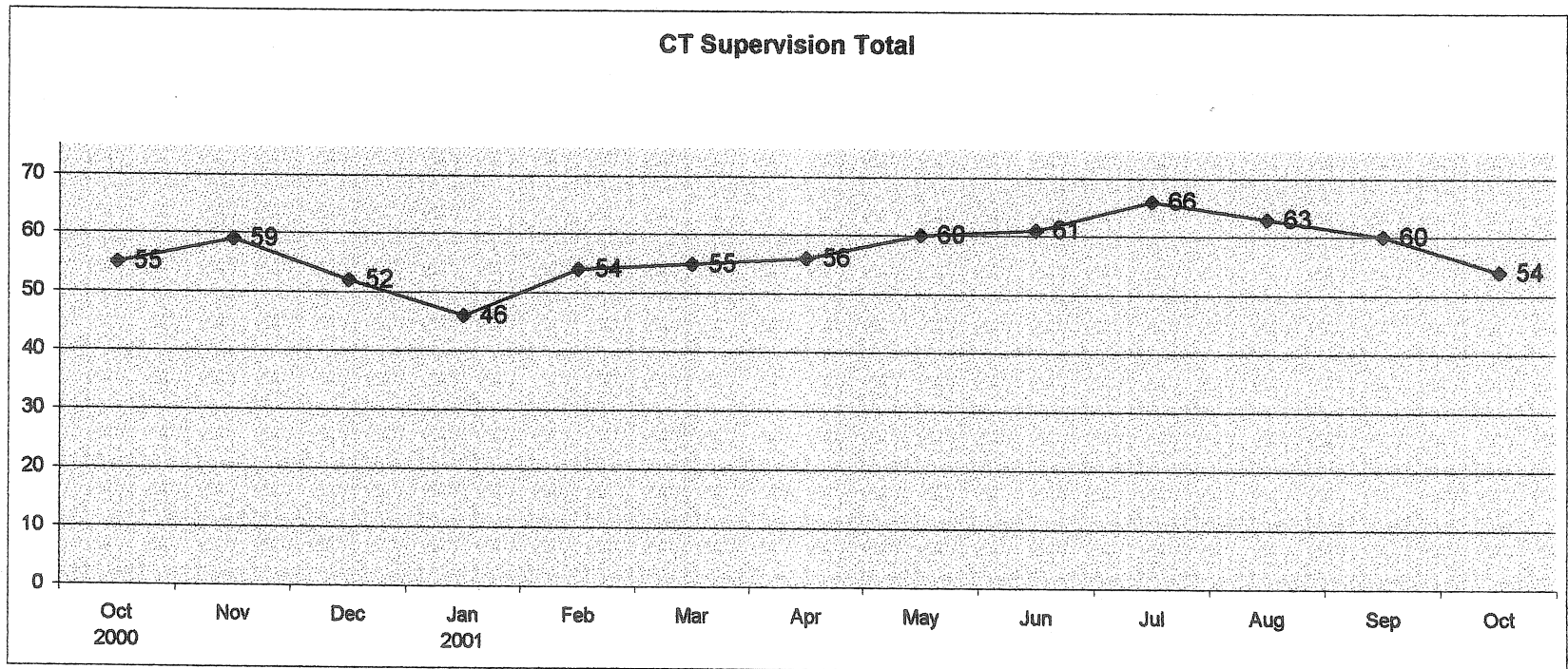
	2000			2001									
	Oct	Nov	Dec	Jan	Feb	Mar	Apr	May	Jun	Jul	Aug	Sep	Oct
CT Parolees Supervised in CT	85	93	89	77	79	75	69	72	76	76	80	76	78
Out Of State Parolees Supervised in CT	17	17	20	15	15	15	12	11	11	11	11	12	12
<b>CT Supervision Total:</b>	<b>102</b>	<b>110</b>	<b>109</b>	<b>92</b>	<b>94</b>	<b>90</b>	<b>81</b>	<b>83</b>	<b>87</b>	<b>87</b>	<b>91</b>	<b>88</b>	<b>90</b>
Parole Violators Confined	6	7	6	7	5	6	10	10	8	6	5	3	4
<b>GRAND TOTAL</b>	<b>108</b>	<b>117</b>	<b>115</b>	<b>99</b>	<b>99</b>	<b>96</b>	<b>91</b>	<b>93</b>	<b>95</b>	<b>93</b>	<b>96</b>	<b>91</b>	<b>94</b>



# Parole Supervision Caseload October 31, 2001

## Zero Tolerance Caseload

	2000			2001									
	Oct	Nov	Dec	Jan	Feb	Mar	Apr	May	Jun	Jul	Aug	Sep	Oct
CT Parolees Supervised in CT	55	59	52	44	52	55	56	60	61	66	63	60	54
Out Of State Parolees Supervised in CT	0	0	0	2	2	0	0	0	0	0	0	0	0
<b>CT Supervision Total:</b>	<b>55</b>	<b>59</b>	<b>52</b>	<b>46</b>	<b>54</b>	<b>55</b>	<b>56</b>	<b>60</b>	<b>61</b>	<b>66</b>	<b>63</b>	<b>60</b>	<b>54</b>
Parole Violators Confined	6	4	2	3	1	5	5	4	3	3	5	6	7
<b>GRAND TOTAL</b>	<b>61</b>	<b>63</b>	<b>54</b>	<b>49</b>	<b>55</b>	<b>60</b>	<b>61</b>	<b>64</b>	<b>64</b>	<b>69</b>	<b>68</b>	<b>66</b>	<b>61</b>



# Violation Reports

October 1, 2001 - October 31, 2001

<i>Office</i>	<i>Parole Officer</i>	<i>Absconder</i>	<i>Criminal</i>	<i>Technical</i>	<i>Total</i>
<i>Bridgeport</i>					
	Bouley	2	3		5
	Defeo		1	1	2
	DeLucia	1	2	3	6
	Holmes		1		1
	Johnson	1	1	1	3
	Office Total	4	8	5	17
<i>Hartford</i>					
	Banas			3	3
	Casanova			5	5
	Edwards			1	1
	Emielita			1	1
	Harrison		1		1
	Hyman			3	3
	Johnson	1			1
	Knapp	1	2	1	4
	Lawlor		2		2
	Mills	2	1	3	6
	Office Total	4	6	17	27
<i>New Haven</i>					
	Amaral		2	1	3
	Duca		1		1
	Fjellman		2	1	3
	Greene		2	1	3
	Hill		1	1	2
	Hogan	1	1	3	5
	Kelly		2	1	3
	Krupa			2	2
	Nelson			2	2
	O'Connor	1	1		2

Friday, November 09, 2001

<i>Office</i>	<i>Parole Officer</i>	<i>Absconder</i>	<i>Criminal</i>	<i>Technical</i>	<i>Total</i>
	Runlett		2	2	4
	Wood			1	1
	Office Total	2	14	15	31
<i>Special Management</i>					
	Barwikowski	1	1		2
	Szydlo		1		1
	Office Total	1	2		3
<i>Grand Total</i>		11	30	37	78

*\* Source: Hearings Division Warrant Requests and Interstate Reports*