


STATE OF CONNECTICUT

Connecticut Parole and Community Services
Monthly Report



SEPTEMBER 2001

(SEPTEMBER 2000 to SEPTEMBER 2001)

Prepared by
Jerry Stowell

FOR
BOARD OF PARDONS & PAROLES (BOPP)
AND
DEPARTMENT OF CORRECTION (DOC)
Parole and Community Services Division

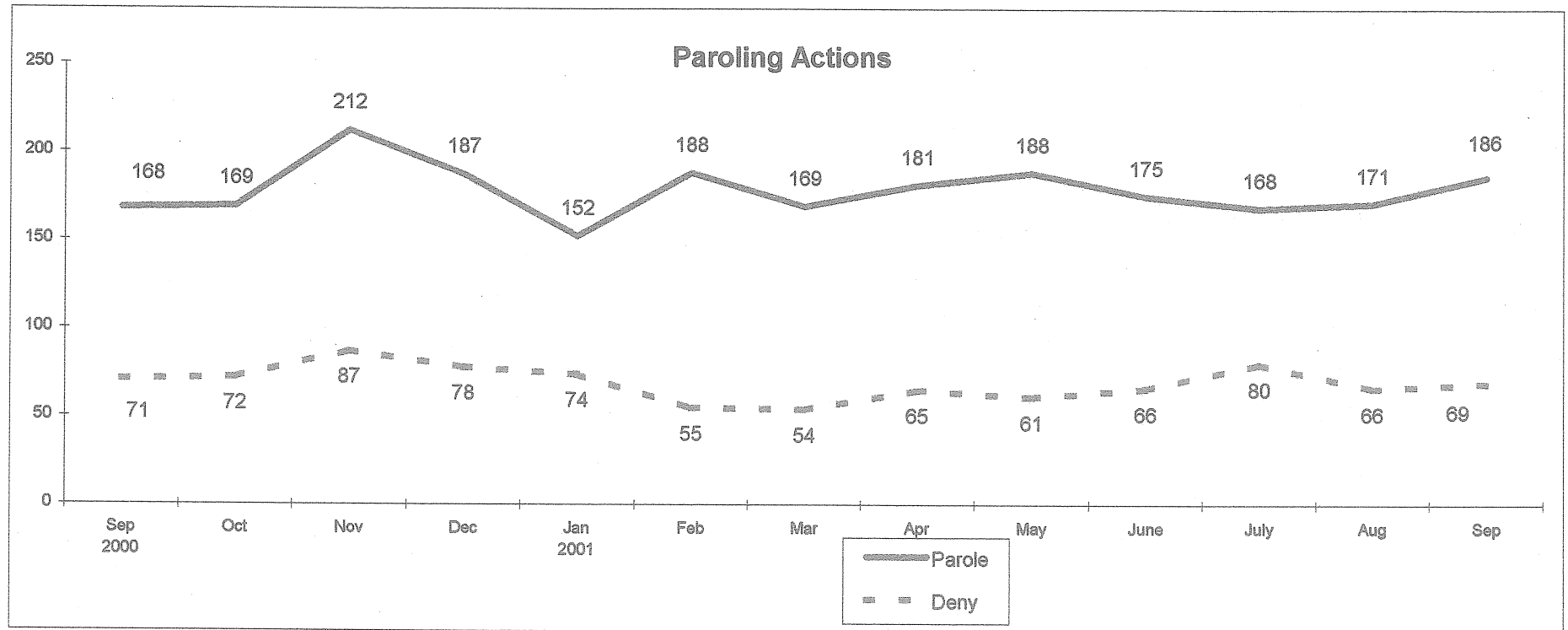
**Correctional Population and Parole Eligibility
September 30, 2001**

Confined Population	17,684		
(Unsentenced and Special Inmates)	(3,917)	Balance	13,767
(Sentences 2 Years & Less, Cuscom, New Admits)	(4,269)	Balance	9,498
(Parole Ineligible, crime committed)	(660)	Balance	8,838
(SRG Classification)	(347)	Balance	8,491
(Wright Decision Cases)	(373)	Balance	8,118
(Level 5 Classification)	(99)	Balance	8,019
(Chronic Disciplinary Unit Classification)	(53)		
Population Eligible for Parole Consideration			7,966

**Connecticut Board of Parole
Hearings Division Monthly Statistics
September 30, 2001**

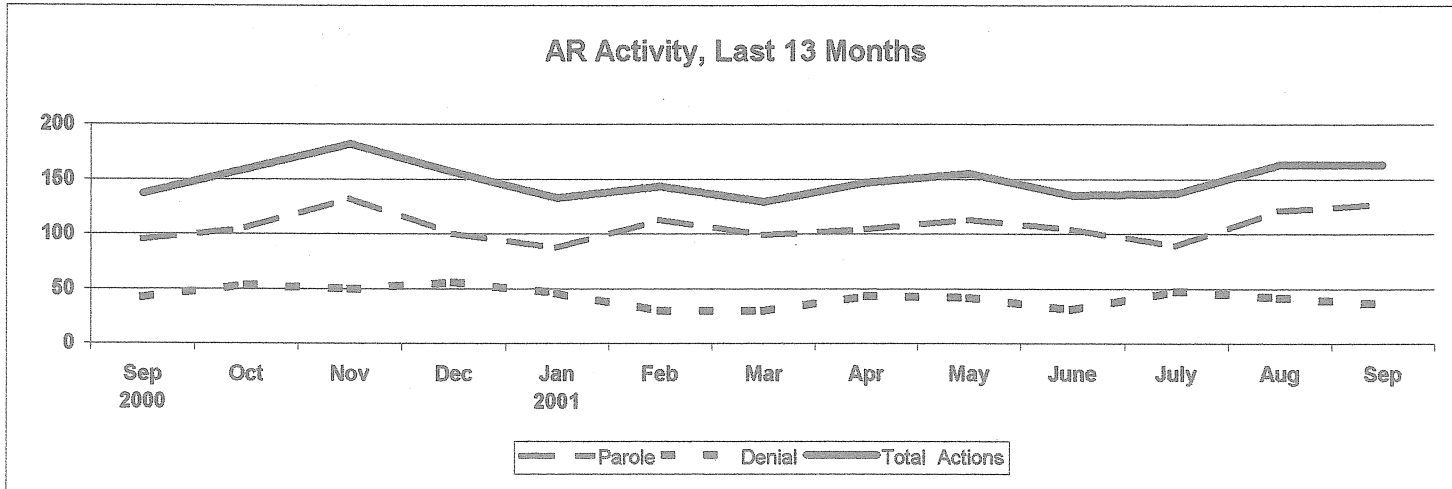
	2000				2001									12 Mo.
	Sep	Oct	Nov	Dec	Jan	Feb	Mar	Apr	May	June	July	Aug	Sep	Totals
Full Panel Actions														
Parole	73	64	80	87	65	75	70	77	75	71	79	50	59	852
Deny	29	18	37	22	28	25	24	22	19	35	32	24	33	319
Medical Parole	2	0	0	0	0	0	0	0	0	0	0	0	0	0
Revoke	39	43	48	39	24	33	7	23	40	42	49	43	40	431
Revoke & Reparole	12	8	16	13	10	10	15	5	12	20	12	7	23	151
Rescind	10	1	9	11	10	8	2	5	9	8	7	2	12	84
Rescind & Reparole	10	8	19	18	13	10	9	16	6	15	7	6	4	131
Early Parole Discharge	0	0	0	0	0	0	0	0	0	0	0	0	0	0
Total Full Panel Actions	175	142	209	190	150	161	127	148	161	191	186	132	171	1968
Administrative Review Actions														
Parole	95	105	132	100	87	113	99	104	113	104	89	121	127	1294
Deny	42	54	50	56	46	30	30	43	42	31	48	42	36	508
Total Admin. Review Actions	137	159	182	156	133	143	129	147	155	135	137	163	163	1802
Staff Actions														
Case Review	35	23	36	27	35	24	52	35	30	45	31	26	34	398
Review & Reschedule	220	141	157	182	163	251	147	93	286	230	157	265	145	2217
Close Interest	84	79	59	63	44	96	60	33	107	67	62	94	23	787
Total Actions	651	544	643	618	525	675	515	456	739	668	573	680	536	7172
Total Hearing Dates	20	17	17	17	19	19	20	20	20	18	20	19	19	225
Parole Grant Rate														
Full Panels	72%	78%	68%	80%	70%	75%	74%	78%	80%	67%	71%	68%	64%	73%
Administrative Reviews	69%	66%	73%	64%	65%	79%	77%	71%	73%	77%	65%	74%	78%	72%

Connecticut Board of Parole
Hearings Division Monthly Statistics
September 30, 2001



**Connecticut Board of Parole
Hearings Division Monthly Statistics
Administrative Reviews
September 30, 2001**

	2000				2001									
	Sep	Oct	Nov	Dec	Jan	Feb	Mar	Apr	May	June	July	Aug	Sep	
Parole	95	105	132	100	87	113	99	104	113	104	89	121	127	
Denial	42	54	50	56	46	30	30	43	42	31	48	42	36	
Medical Parole	0	0	0	0	0	0	0	0	0	0	0	0	0	
Total Actions	137	159	182	156	133	143	129	147	155	135	137	163	163	



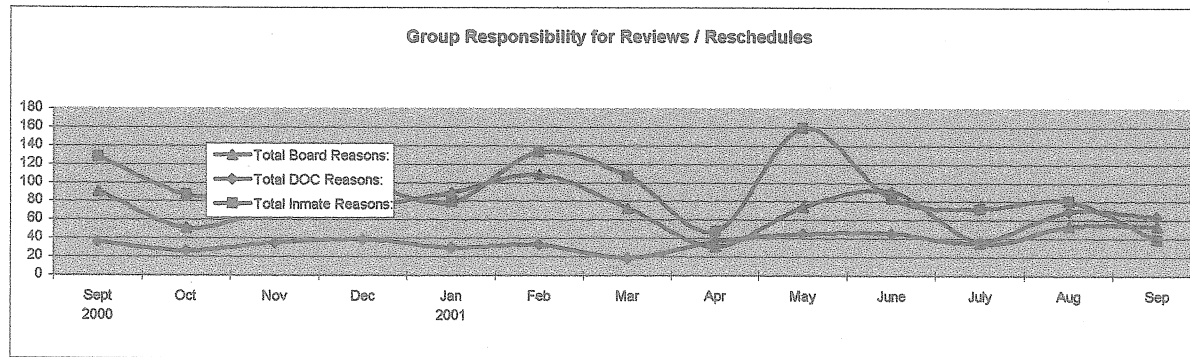
**Connecticut Board of Parole
Hearings Division Monthly Statistics
Current Location
September 30, 2001
Persons Granted Parole via Administrative Reviews**

Granting Month

Location	2000				2001									12 Mo.
	Sep	Oct	Nov	Dec	Jan	Feb	Mar	Apr	May	June	July	Aug	Sep	Total
CT Parole Supervision	1	1	0	0	0	0	1	1	1	0	0	1	2	7
Out-of State Parole Supervision	0	0	0	0	0	0	0	0	0	0	0	0	0	0
Abscond from Parole	0	0	0	0	0	0	0	0	0	0	0	0	0	0
Halfway House	4	8	3	6	3	5	4	4	3	4	3	7	6	56
Confined in CT, to be Released	89	95	129	94	83	108	94	98	108	99	86	112	118	1224
Confined, Out of State	0	1	0	0	0	0	0	0	0	0	0	0	0	1
Furlough	0	0	0	0	0	0	0	0	0	0	0	0	0	0
Escaped, Prior to Release	0	0	0	0	0	0	0	0	0	0	0	0	0	0
Reconfined	1	0	0	0	0	0	0	0	0	0	0	0	0	0
TS	0	0	0	0	0	0	0	0	0	0	0	0	0	0
Discharged	1	0	1	0	1	0	0	1	0	0	0	0	0	3
Virginia									1	1	0	1	1	4
Total	96	105	133	100	87	113	99	104	113	104	89	121	127	1295

**Connecticut Board of Parole
Types of Review and Rescheduling Activities
September 2001**

	2000				2001								
	Sept	Oct	Nov	Dec	Jan	Feb	Mar	Apr	May	June	July	Aug	Sep
<u>Inmate-Related Reasons:</u>													
<u>Regular Hearings</u>													
In Seg/Punitive Seg	7	7	3	10	4	7	2	2	8				
Inmate's Request	2	0	1	0	0	1	0	2	2				
Pending Charges	21	27	29	13	11	36	20	5	44				
Pending DR	1	0	0	0	0	0	0	0	0	0	0	0	0
SRG Affiliation	20	23	15	21	17	41	21	3	48	23	22	27	3
Pending Waiver	0	0	0	0	0	0	0	0	0	0	0	0	0
85% Status	42	6	3	24	11	23	12	1	27	15	19	27	1
Case Review	35	23	36	27	35	24	52	35	30	45	31	26	34
<u>Revocation Hearings:</u>													
Attorney	0	0	1	0	0	1	0	0	0	0	0	0	1
Pending Charges	0	1	0	1	1	0	0	0	0	0	0	0	0
Total Inmate Reasons:	128	87	88	96	79	133	107	48	159	83	72	80	39
<u>DOC-Related Reasons</u>													
<u>Regular Hearings</u>													
Transportation	30	21	23	26	21	19	17	31	33	38	30	63	56
Awaiting MH Evaluation	6	5	12	13	9	14	2	6	12	8	6	6	8
Total DOC Reasons:	36	26	35	39	30	33	19	37	45	46	36	69	64
<u>Board-Related Reasons</u>													
<u>Regular Hearings</u>													
Additional Info	29	9	26	20	21	20	10	13	24	20	10	11	19
Additional Offense Info	13	12	14	9	21	16	15	9	11	13	7	15	15
Hearing Cancelled	0	0	0	0	8	12	0	3	0	35	0	0	14
Ineligible-PE date	22	9	13	24	17	37	20	2	2	2	0	0	0
No Parole Package	0	0	0	0	0	0	0	0	0	0	0	0	0
Awaiting Sex Offender Eval	9	8	7	7	12	6	6	0	0	0	0	0	0
Other	18	13	10	14	10	18	22	4	37	21	18	27	5
Total Board Reasons:	91	51	70	74	89	109	73	31	74	91	35	53	53
All Reasons:	255	164	193	209	198	275	199	116	278	220	143	202	156

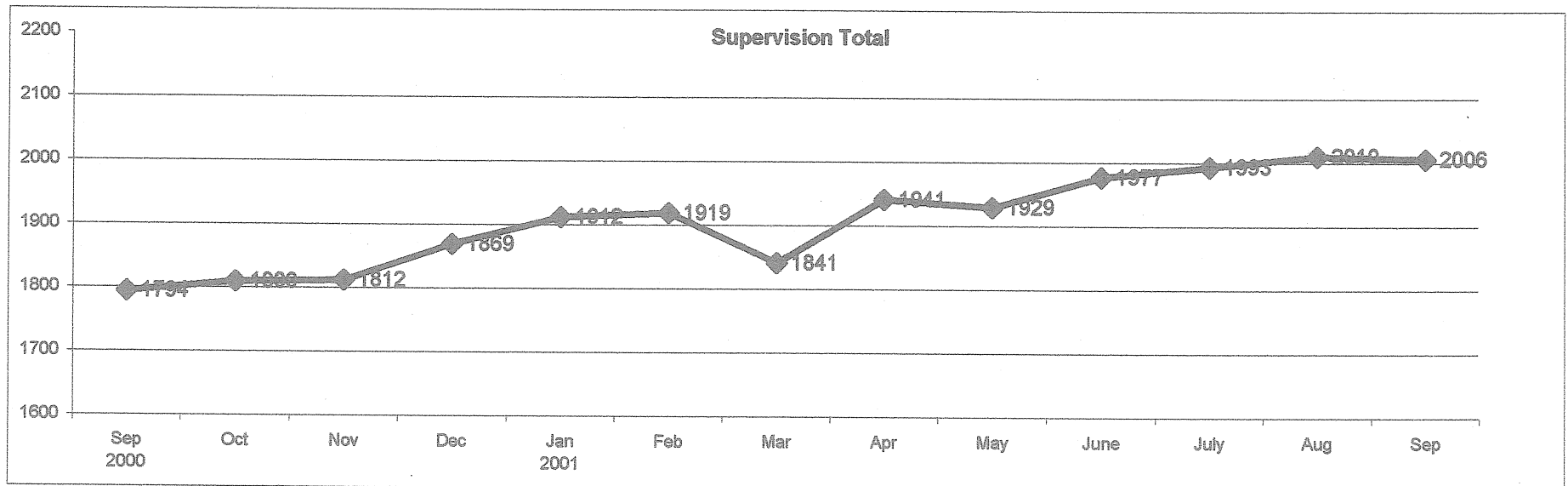


**Parole Granting Rate
February 1999 - September 2001**

	Full Panel Hearings	Administrative Reviews
February	67%	60%
March	53%	67%
April	58%	54%
May	64%	54%
June	66%	70%
July	64%	76%
August	71%	71%
September	72%	65%
October	69%	75%
November	69%	60%
December	68%	69%
January	67%	76%
February	65%	66%
March	67%	67%
April	66%	69%
May	69%	67%
June	67%	69%
July	73%	74%
August	78%	72%
September	72%	69%
October	78%	66%
November	68%	73%
December	80%	64%
January	70%	65%
February	75%	79%
March	74%	77%
April	78%	71%
May	80%	73%
June	67%	77%
July	71%	65%
August	68%	74%
September	64%	78%
Average:	69%	69%

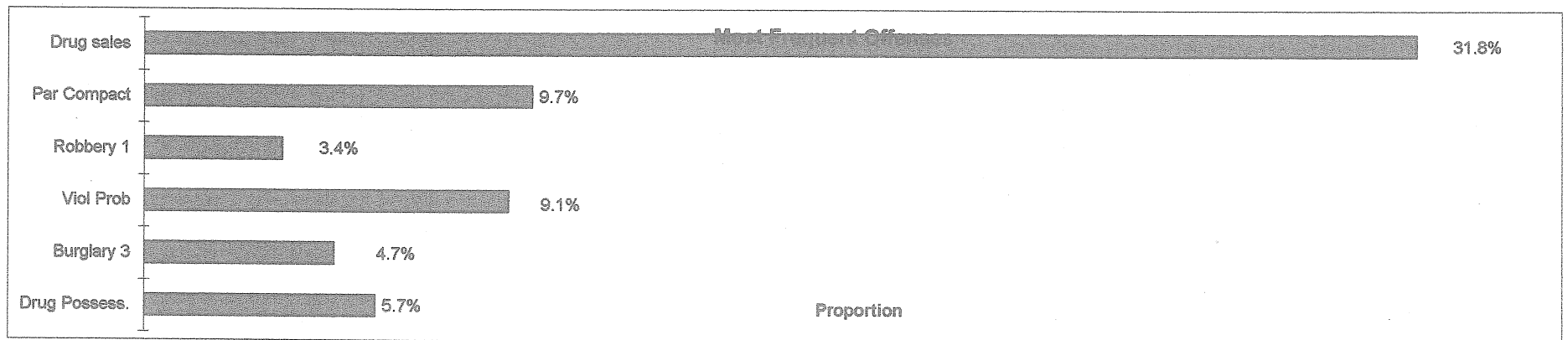
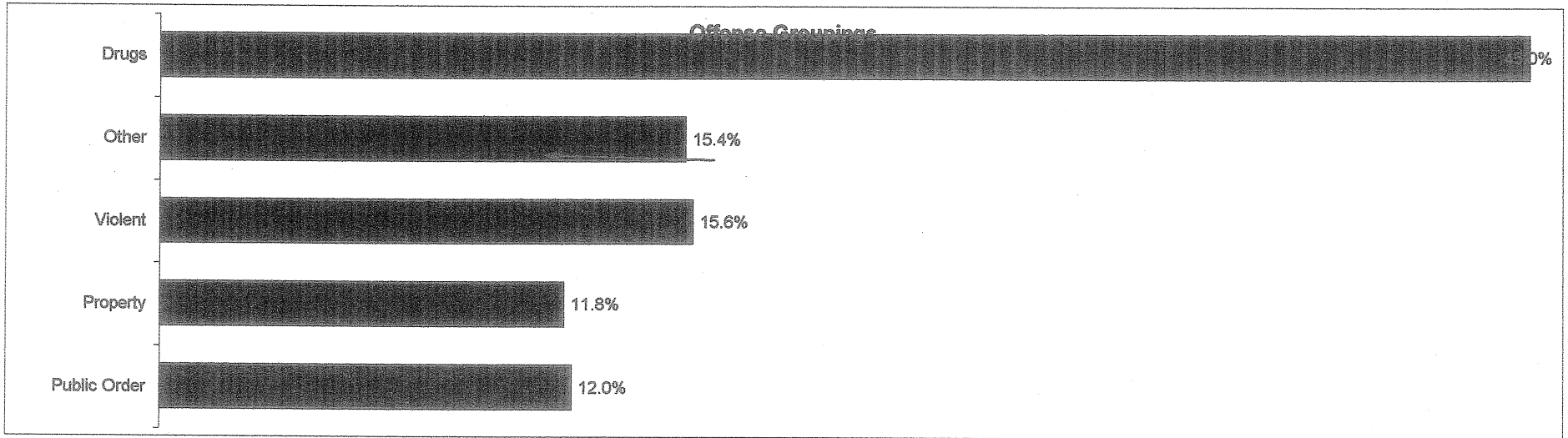
Connecticut Board of Parole Parole Supervision Caseload September 30, 2001

	2000				2001								12 Mo	
	Sep	Oct	Nov	Dec	Jan	Feb	Mar	Apr	May	June	July	Aug	Sep	Avg.
CT Parolees Supervised in CT	1452	1456	1470	1501	1550	1548	1512	1602	1618	1648	1669	1691	1695	1580
Out Of State Parolees Supervised in CT	155	159	158	179	181	191	180	193	188	184	181	177	171	179
CT Supervision Total:	1607	1615	1628	1680	1731	1739	1692	1795	1806	1832	1850	1868	1866	1759
CT Parolees Supervised Out of State	187	194	184	189	181	180	149	146	123	145	143	142	140	160
Supervision Total:	1794	1809	1812	1869	1912	1919	1841	1941	1929	1977	1993	2010	2006	1918
Parole Violators Confined	199	214	199	192	185	180	194	220	231	224	231	257	263	216
GRAND TOTAL	1993	2023	2011	2061	2097	2099	2035	2161	2160	2201	2224	2267	2269	2134



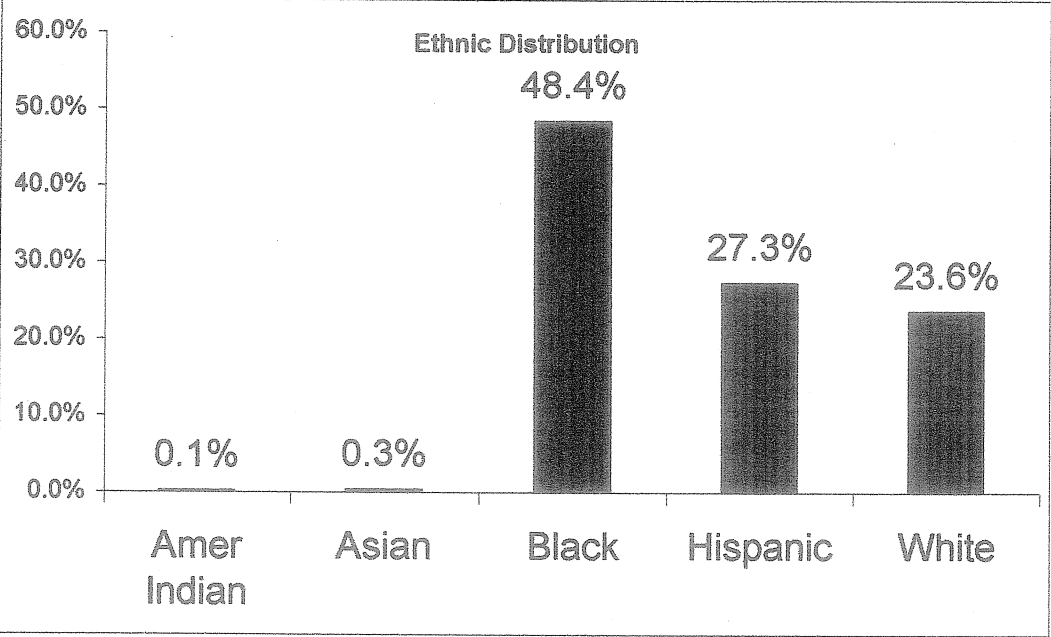
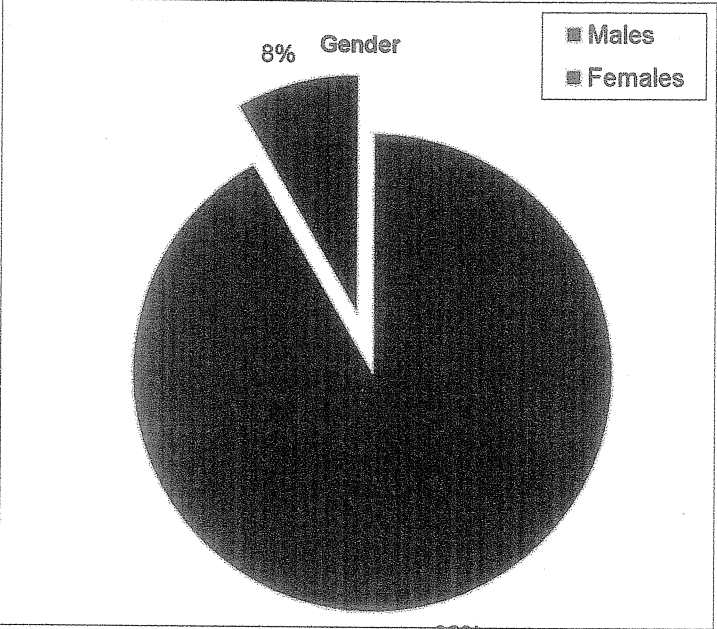
Connecticut Board of Parole Parole Supervision Caseload September 30, 2001

Distributions for this Latest Month



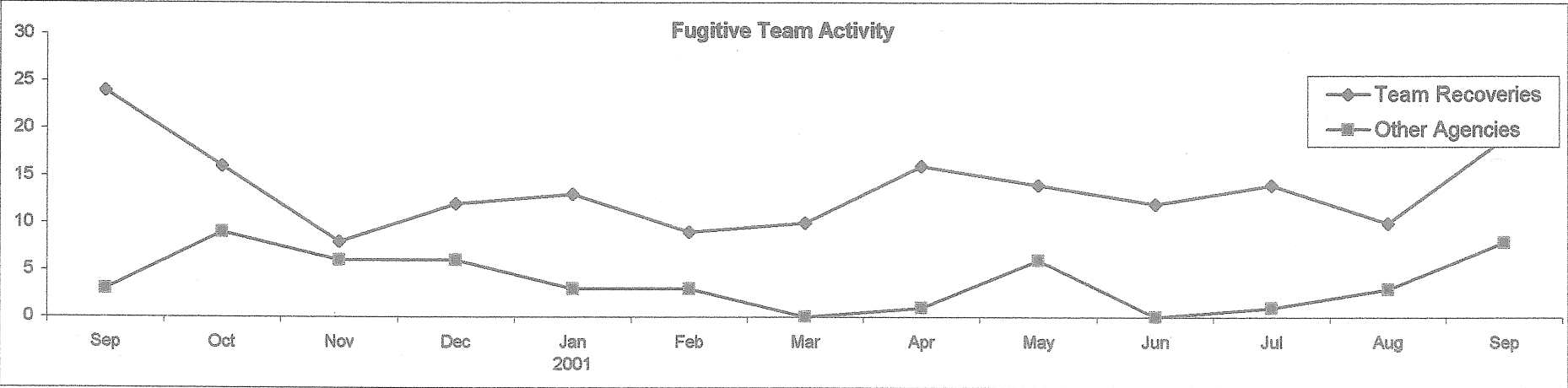
**Connecticut Board of Parole
Parole Supervision Caseload
September 30, 2001**

Distributions for this Latest Month



**Connecticut Board of Parole
Parole Supervision Caseload
September 30, 2001**

Unit Activities



**Connecticut Board of Parole
Parole Supervision Caseload
September 30, 2001**

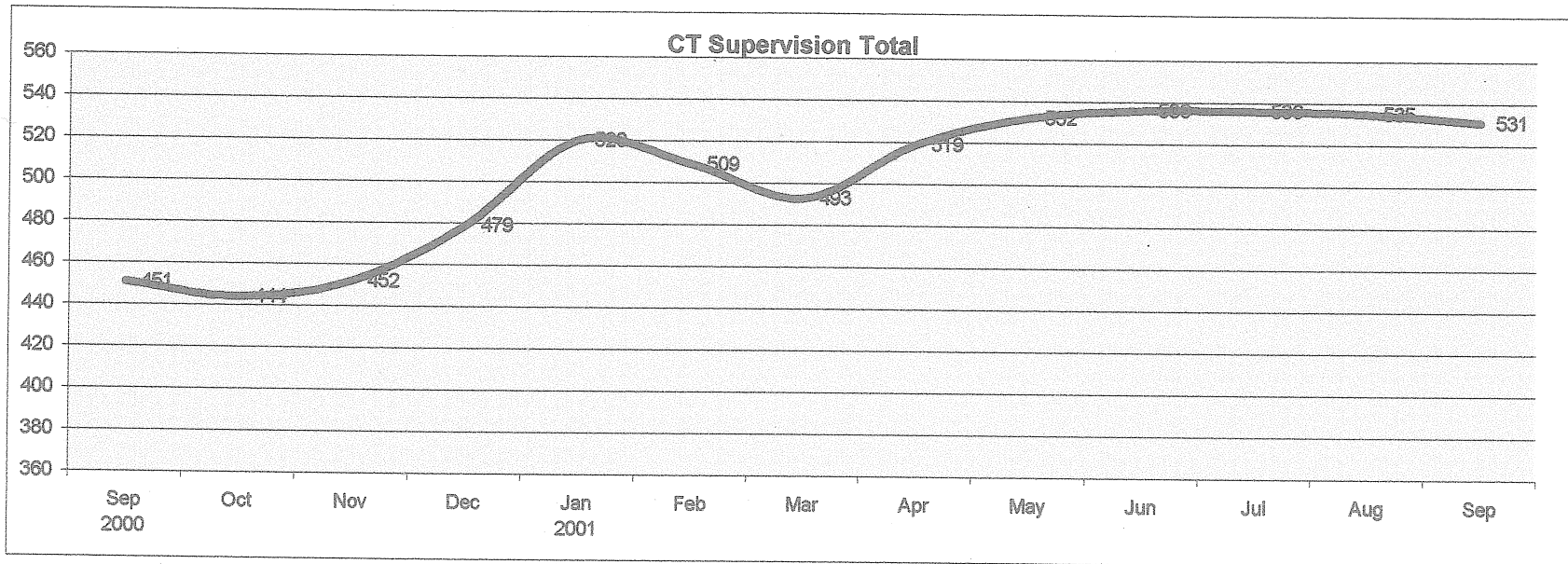
Parolee Employment Information

	2000 Sep	Oct	Nov	Dec	2001 Jan	Feb	Mar	Apr	May	June	July	Aug	Sep
Number of Parolees Employed:	1328	1315	1352	1387	1414	1426	1374	1455	1466	1514	1510	1544	1499
Parolees Unemployable:	127	144	123	140	158	153	141	168	173	147	174	160	196
Proportion Employed:	90%	89%	90%	90%	90%	90%	89%	89%	90%	90%	90%	90%	90%
Number Active in Parole Works:	72	77	77	76	116	107	100	95	94	94	105	77	93
# Community Service Hours:	764	655	508	372	778	691	811	1108	933	963	1408	1266	1214

Parole Supervision Caseload September 30, 2001

Bridgeport District Office Supervision Caseload

	2000				2001								
	Sep	Oct	Nov	Dec	Jan	Feb	Mar	Apr	May	Jun	Jul	Aug	Sep
CT Parolees Supervised in CT	406	402	406	426	462	442	425	449	462	475	480	476	472
Out Of State Parolees Supervised in CT	45	42	46	53	58	67	68	70	70	61	56	59	59
CT Supervision Total:	451	444	452	479	520	509	493	519	532	536	536	535	531
Parole Violators Confined	66	70	60	56	64	63	74	68	56	64	72	65	68
GRAND TOTAL	517	514	512	535	584	572	567	587	588	600	608	600	599

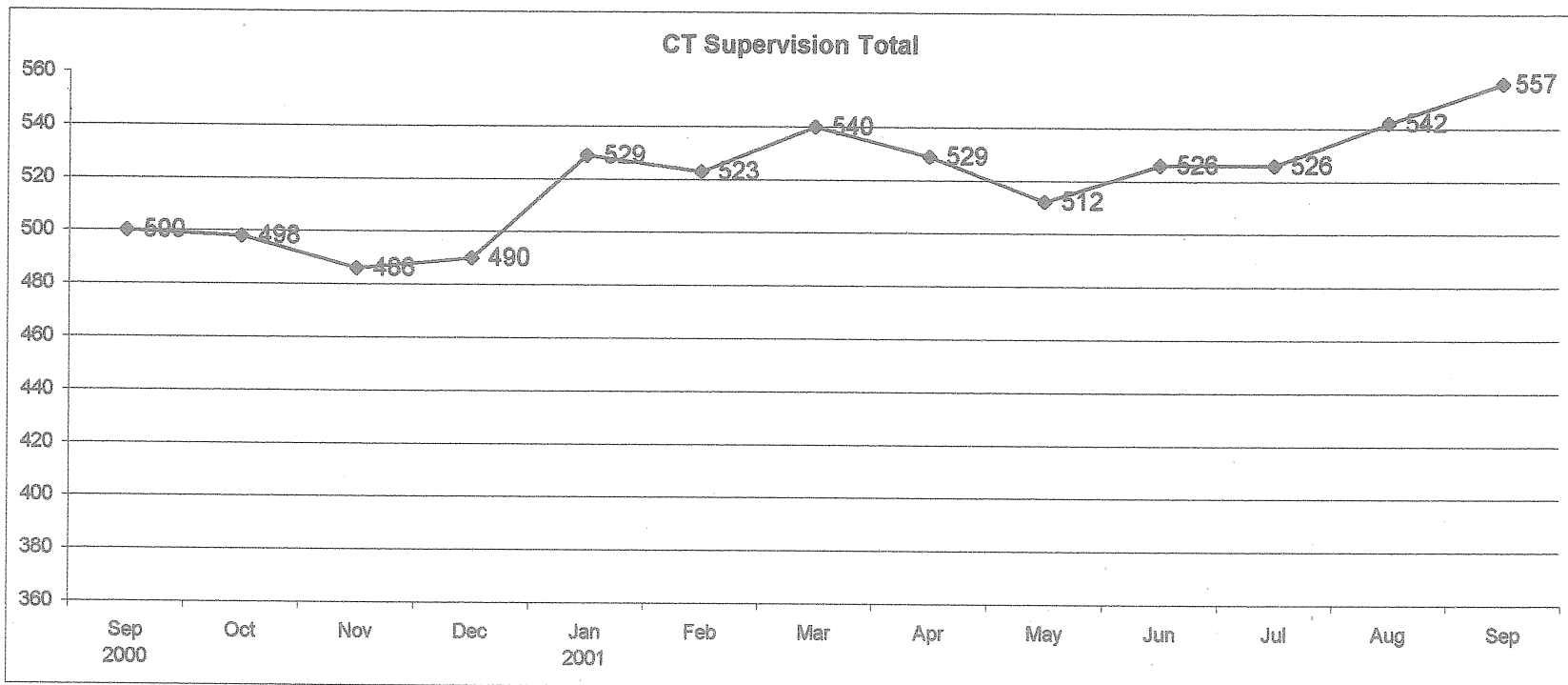


Parole Supervision Caseload

September 30, 2001

Hartford District Office Supervision Caseload

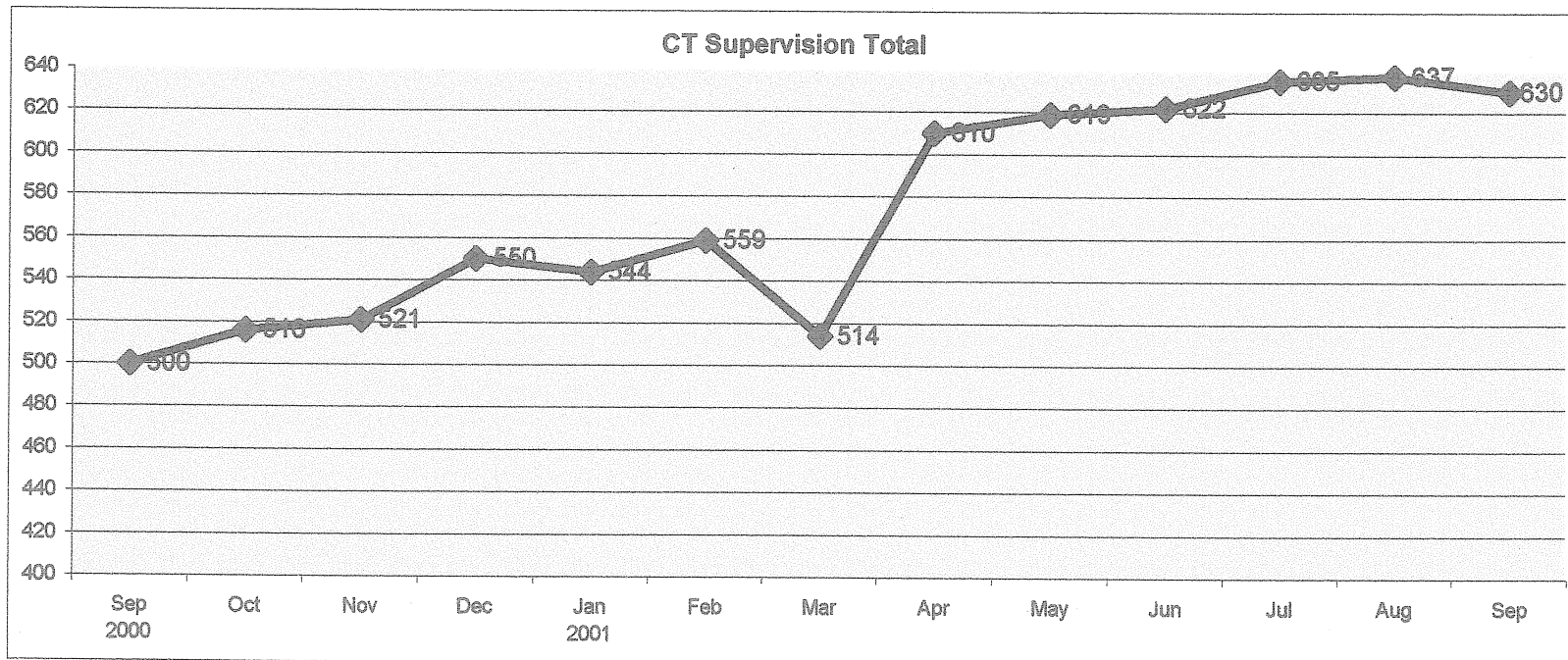
	2000				2001								
	Sep	Oct	Nov	Dec	Jan	Feb	Mar	Apr	May	Jun	Jul	Aug	Sep
CT Parolees Supervised in CT	460	457	447	444	481	475	493	475	466	475	480	501	518
Out Of State Parolees Supervised in CT	40	41	39	46	48	48	47	54	46	51	46	41	39
CT Supervision Total:	500	498	486	490	529	523	540	529	512	526	526	542	557
Parole Violators Confined	74	69	70	68	62	64	70	70	79	100	93	93	102
GRAND TOTAL	574	567	556	558	591	587	610	599	591	626	619	635	659



Parole Supervision Caseload September 30, 2001

New Haven District Office Supervision Caseload

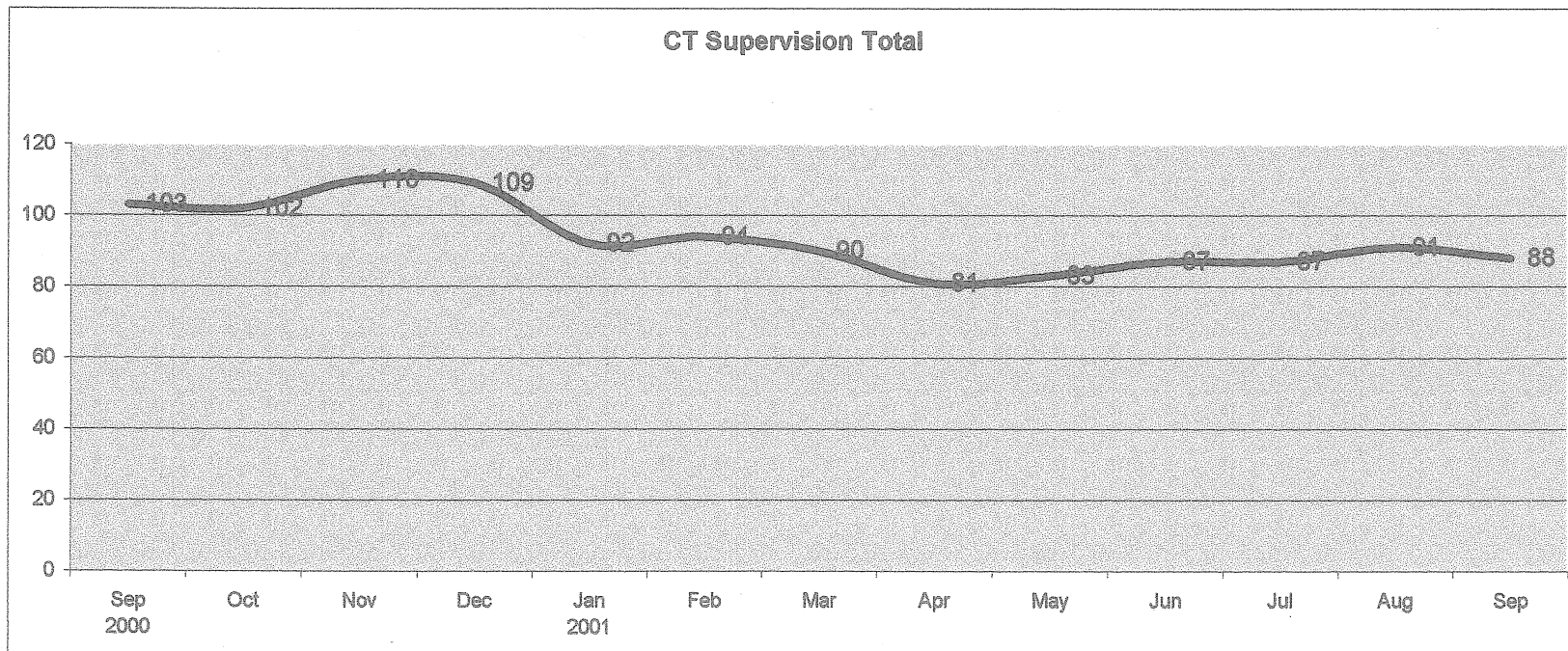
	2000				2001								
	Sep	Oct	Nov	Dec	Jan	Feb	Mar	Apr	May	Jun	Jul	Aug	Sep
CT Parolees Supervised in CT	444	457	465	490	486	500	464	553	558	561	567	571	569
Out Of State Parolees Supervised in CT	56	59	56	60	58	59	50	57	61	61	68	66	61
CT Supervision Total:	500	516	521	550	544	559	514	610	619	622	635	637	630
Parole Violators Confined	46	63	58	60	49	47	39	39	58	61	56	57	80
GRAND TOTAL	546	579	579	610	593	606	553	649	677	683	691	694	710



Parole Supervision Caseload September 30, 2001

Special Management Supervision Caseload

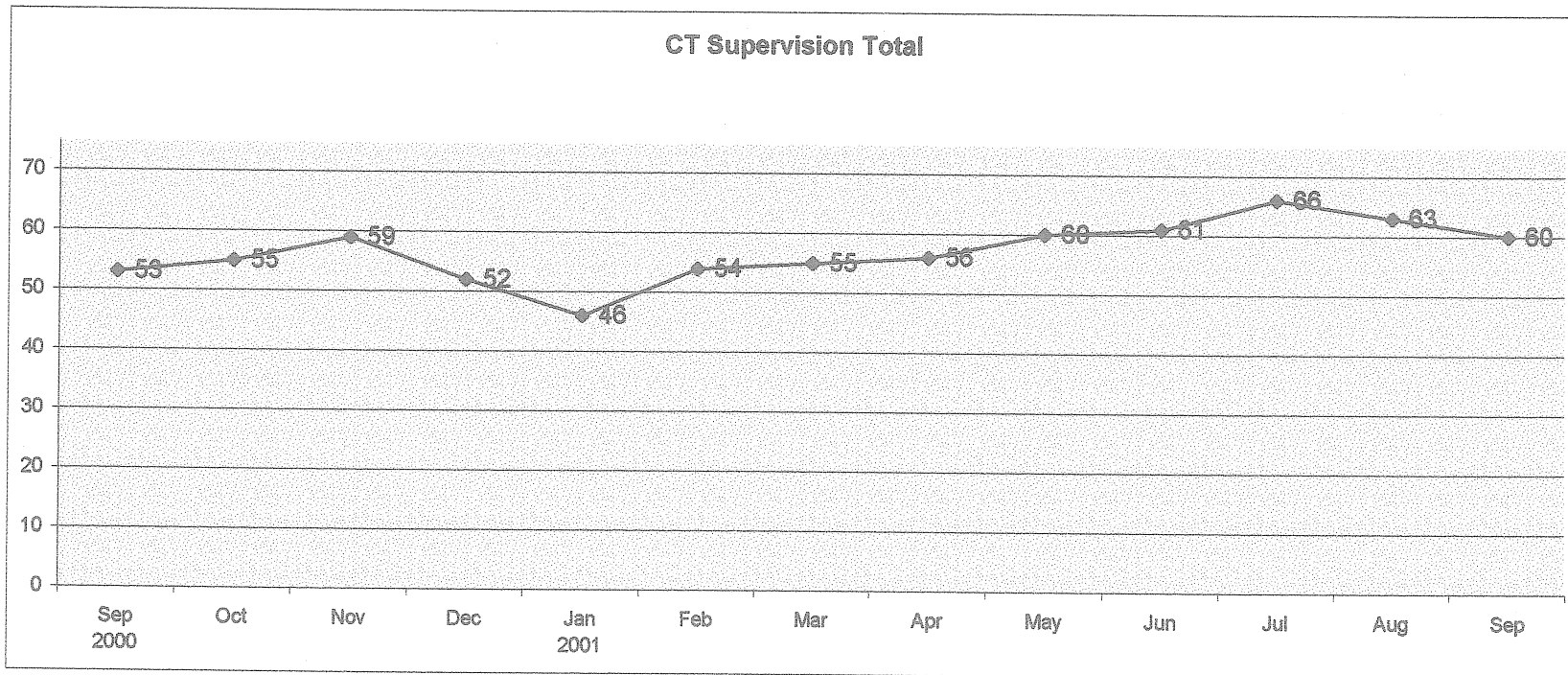
	2000				2001								
	Sep	Oct	Nov	Dec	Jan	Feb	Mar	Apr	May	Jun	Jul	Aug	Sep
CT Parolees Supervised in CT	89	85	93	89	77	79	75	69	72	76	76	80	76
Out Of State Parolees Supervised in CT	14	17	17	20	15	15	15	12	11	11	11	11	12
CT Supervision Total:	103	102	110	109	92	94	90	81	83	87	87	91	88
Parole Violators Confined	5	6	7	6	7	5	6	10	10	8	6	5	3
GRAND TOTAL	108	108	117	115	99	99	96	91	93	95	93	96	91



Parole Supervision Caseload September 30, 2001

Zero Tolerance Caseload

	2000				2001								
	Sep	Oct	Nov	Dec	Jan	Feb	Mar	Apr	May	Jun	Jul	Aug	Sep
CT Parolees Supervised in CT	53	55	59	52	44	52	55	56	60	61	66	63	60
Out Of State Parolees Supervised in CT	0	0	0	0	2	2	0	0	0	0	0	0	0
CT Supervision Total:	53	55	59	52	46	54	55	56	60	61	66	63	60
Parole Violators Confined	8	6	4	2	3	1	5	5	4	3	3	5	6
GRAND TOTAL	61	61	63	54	49	55	60	61	64	64	69	68	66



Violation Reports

September 1, 2001 - September 30, 2001

<i>Office</i>	<i>Parole Officer</i>	<i>Absconder</i>	<i>Criminal</i>	<i>Technical</i>	<i>Total</i>
<i>Bridgeport</i>					
	Bouley		2		2
	Defeo	1	1		2
	DeLucia		1	1	2
	Emielita		1		1
	Holmes		1		1
	O'Reilly		1		1
	Tomaszewski		1		1
	Office Total	1	8	1	10
<i>Hartford</i>					
	Banas		1	3	4
	Boleski		1		1
	Casanova	1		1	2
	Edwards		2		2
	Hyman		1		1
	Johnson, T		1		1
	Kelly			1	1
	Knapp	1			1
	Mills	1			1
	Office Total	3	6	5	14
<i>New Haven</i>					
	Amaral		1	1	2
	Fjellman	1	1		2
	Gentile		2	1	3
	Greene		1	5	6
	Hill			5	5
	Hogan	2	2	1	5
	Kelly	2	1	1	4
	Krupa		3		3
	Lawlor	1	2		3

Tuesday, October 09, 2001

<i>Office</i>	<i>Parole Officer</i>	<i>Absconder</i>	<i>Criminal</i>	<i>Technical</i>	<i>Total</i>
Nelson		1		1	2
O'Connor			1	1	2
Wood			1	1	2
Office Total		7	15	17	39
<i>Special Management</i>					
Barwikowski		1	1		2
Office Total		1	1		2
<i>Grand Total</i>		12	30	23	65

** Source: Hearings Division Warrant Requests and Interstate Reports*