


STATE OF CONNECTICUT

Connecticut Parole and Community Services
Monthly Report



JULY 2001
(JULY 2000 to JULY 2001)

Prepared by
Jerry Stowell

FOR
BOARD OF PARDONS & PAROLES (BOPP)
AND
DEPARTMENT OF CORRECTION (DOC)
Parole and Community Services Division

**Correctional Population and Parole Eligibility
July 31, 2001**

Confined Population

17,368

(Unsentenced and Special Inmates)	(3,592)	Balance	13,776
(Sentences 2 Years & Less, Cuscom, New Admits)	(4,235)	Balance	9,541
(Parole Ineligible, crime committed)	(650)	Balance	8,891
(SRG Classification)	(355)	Balance	8,536
(Wright Decision Cases)	(368)	Balance	8,168
(Level 5 Classification)	(96)	Balance	8,072
(Chronic Disciplinary Unit Classification)	(55)		

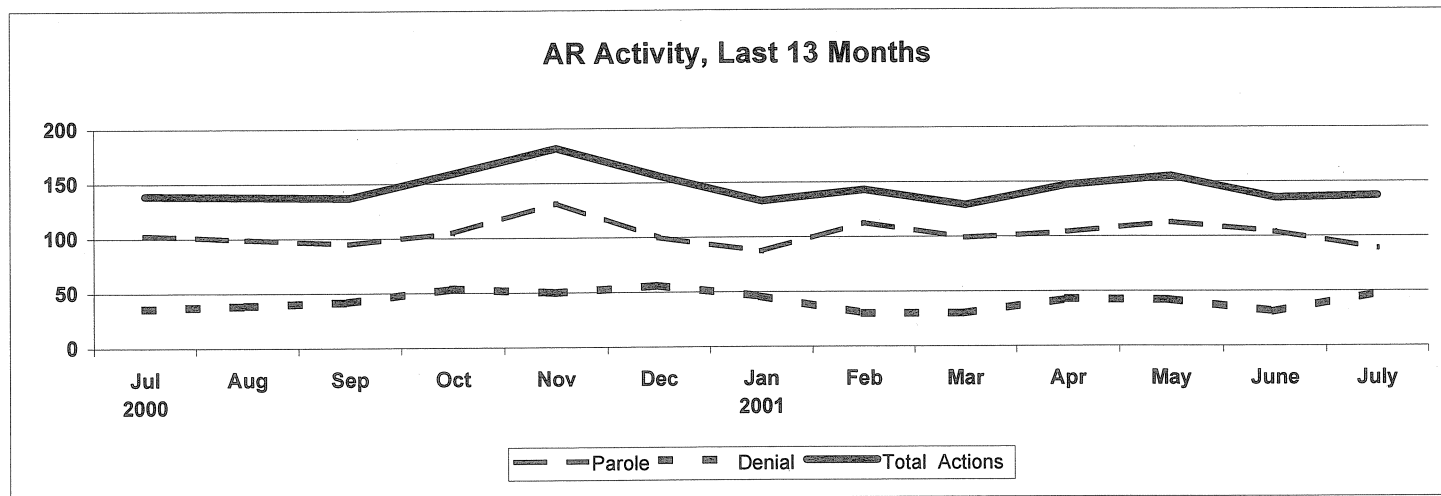
Population Eligible for Parole Consideration 8,017

**Connecticut Board of Parole
Hearings Division Monthly Statistics
July 31, 2001**

	2000						2001							12 Mo.
	July	Aug	Sep	Oct	Nov	Dec	Jan	Feb	Mar	Apr	May	June	July	Totals
Full Panel Actions														
Parole	79	62	73	64	80	87	65	75	70	77	75	71	79	878
Deny	29	17	29	18	37	22	28	25	24	22	19	35	32	308
Medical Parole	0	0	2	0	0	0	0	0	0	0	0	0	0	2
Revoke	30	29	39	43	48	39	24	33	7	23	40	42	49	416
Revoke & Reparole	5	8	12	8	16	13	10	10	15	5	12	20	12	141
Rescind	10	11	10	1	9	11	10	8	2	5	9	8	7	91
Rescind & Reparole	16	13	10	8	19	18	13	10	9	16	6	15	7	144
Early Parole Discharge	0	0	0	0	0	0	0	0	0	0	0	0	0	0
Total Full Panel Actions	169	140	175	142	209	190	150	161	127	148	161	191	186	1980
Administrative Review Actions														
Parole	103	99	95	105	132	100	87	113	99	104	113	104	89	1240
Deny	36	39	42	54	50	56	46	30	30	43	42	31	48	511
Total Admin. Review Actions	139	138	137	159	182	156	133	143	129	147	155	135	137	1751
Staff Actions														
Case Review	26	32	35	23	36	27	35	24	52	35	30	45	31	405
Review & Reschedule	176	193	220	141	157	182	163	251	147	93	286	230	157	2220
Close Interest	53	68	84	79	59	63	44	96	60	33	107	67	62	822
Total Actions	563	571	651	544	643	618	525	675	515	456	739	668	573	7178
Total Hearing Dates	16	18	20	17	17	17	19	19	20	20	20	18	20	225
Parole Grant Rate														
Full Panels	73%	78%	72%	78%	68%	80%	70%	75%	74%	78%	80%	67%	71%	74%
Administrative Reviews	74%	72%	69%	66%	73%	64%	65%	79%	77%	71%	73%	77%	65%	71%

**Connecticut Board of Parole
Hearings Division Monthly Statistics
Administrative Reviews
July 31, 2001**

	2000						2001						
	Jul	Aug	Sep	Oct	Nov	Dec	Jan	Feb	Mar	Apr	May	June	July
Parole	103	99	95	105	132	100	87	113	99	104	113	104	89
Denial	36	39	42	54	50	56	46	30	30	43	42	31	48
Medical Parole	0	0	0	0	0	0	0	0	0	0	0	0	0
Total Actions	139	138	137	159	182	156	133	143	129	147	155	135	137



**Connecticut Board of Parole
Hearings Division Monthly Statistics
Current Location**

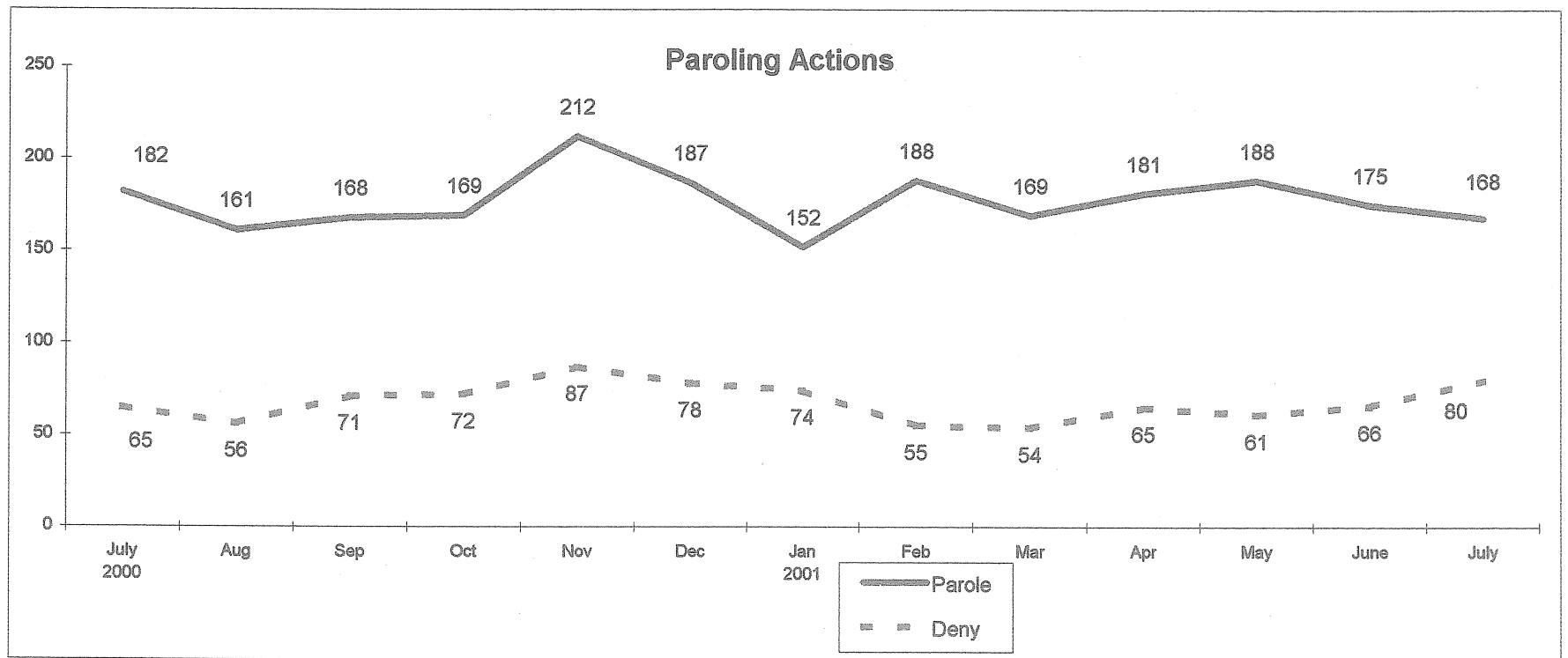
July 31, 2001

Persons Granted Parole via Administrative Reviews

Granting Month

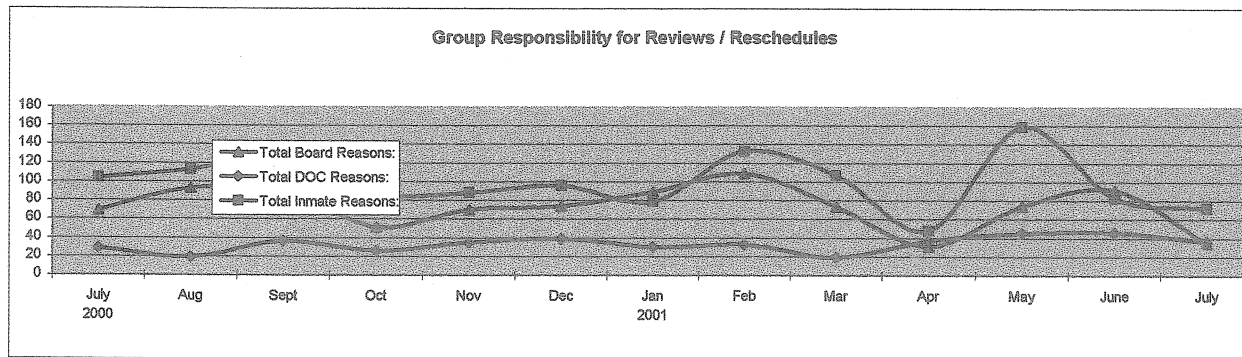
Location	2000						2001							12 Mo.
	Jul	Aug	Sep	Oct	Nov	Dec	Jan	Feb	Mar	Apr	May	June	July	Total
CT Parole Supervision	0	1	1	1	0	0	0	0	1	1	1	0	0	6
Out-of State Parole Supervision	0	0	0	0	0	0	0	0	0	0	0	0	0	0
Abscond from Parole	0	0	0	0	0	0	0	0	0	0	0	0	0	0
Halfway House	3	5	4	8	3	6	3	5	4	4	3	4	3	52
Confined in CT, to be Released	100	93	89	95	129	94	83	108	94	98	108	99	86	1176
Confined, Out of State	0	0	0	1	0	0	0	0	0	0	0	0	0	1
Furlough	0	0	0	0	0	0	0	0	0	0	0	0	0	0
Escaped, Prior to Release	0	0	0	0	0	0	0	0	0	0	0	0	0	0
Reconfined	13	0	1	0	0	0	0	0	0	0	0	0	0	1
TS	0	0	0	0	0	0	0	0	0	0	0	0	0	0
Discharged	0	0	1	0	1	0	1	0	0	1	0	0	0	4
Virginia											1	1	0	2
Total	116	99	96	105	133	100	87	113	99	104	113	104	89	1242

Connecticut Board of Parole
Hearings Division Monthly Statistics
July 31, 2001



**Connecticut Board of Parole
Types of Review and Rescheduling Activities
July 2001**

	2000						2001						
	July	Aug	Sept	Oct	Nov	Dec	Jan	Feb	Mar	Apr	May	June	July
<u>Inmate-Related Reasons:</u>													
<u>Regular Hearings</u>													
In Seg/Punitive Seg	4	5	7	7	3	10	4	7	2	2	8		
Inmate's Request	0	0	2	0	1	0	0	1	0	2	2		
Pending Charges	28	18	21	27	29	13	11	36	20	5	44		
Pending DR	0	0	1	0	0	0	0	0	0	0	0	0	0
SRG Affiliation	30	23	20	23	15	21	17	41	21	3	48	23	22
Pending Waiver	0	0	0	0	0	0	0	0	0	0	0	0	0
85% Status	15	34	42	6	3	24	11	23	12	1	27	15	19
Case Review	26	32	35	23	36	27	35	24	52	35	30	45	31
<u>Revocation Hearings:</u>													
Attorney	0	0	0	0	1	0	0	1	0	0	0	0	0
Pending Charges	1	1	0	1	0	1	1	0	0	0	0	0	0
Total Inmate Reasons:	104	113	128	87	88	96	79	133	107	48	159	83	72
<u>DOC-Related Reasons</u>													
<u>Regular Hearings</u>													
Transportation	26	16	30	21	23	26	21	19	17	31	33	38	30
Awaiting MH Evaluation	3	3	6	5	12	13	9	14	2	6	12	8	6
Total DOC Reasons:	29	19	36	26	35	39	30	33	19	37	45	46	36
<u>Board-Related Reasons</u>													
<u>Regular Hearings</u>													
Additional Info	16	15	29	9	26	20	21	20	10	13	24	20	10
Additional Offense Info	13	13	13	12	14	9	21	16	15	9	11	13	7
Hearing Cancelled	0	0	0	0	0	0	8	12	0	3	0	35	0
Ineligible-PE date	8	17	22	9	13	24	17	37	20	2	2	2	0
No Parole Package	0	0	0	0	0	0	0	0	0	0	0	0	0
Awaiting Sex Offender Eval	1	5	9	8	7	7	12	6	6	0	0	0	0
Other	31	43	18	13	10	14	10	18	22	4	37	21	18
Total Board Reasons:	69	93	91	51	70	74	89	109	73	31	74	91	35
All Reasons:	202	225	255	164	193	209	198	275	199	116	278	220	143

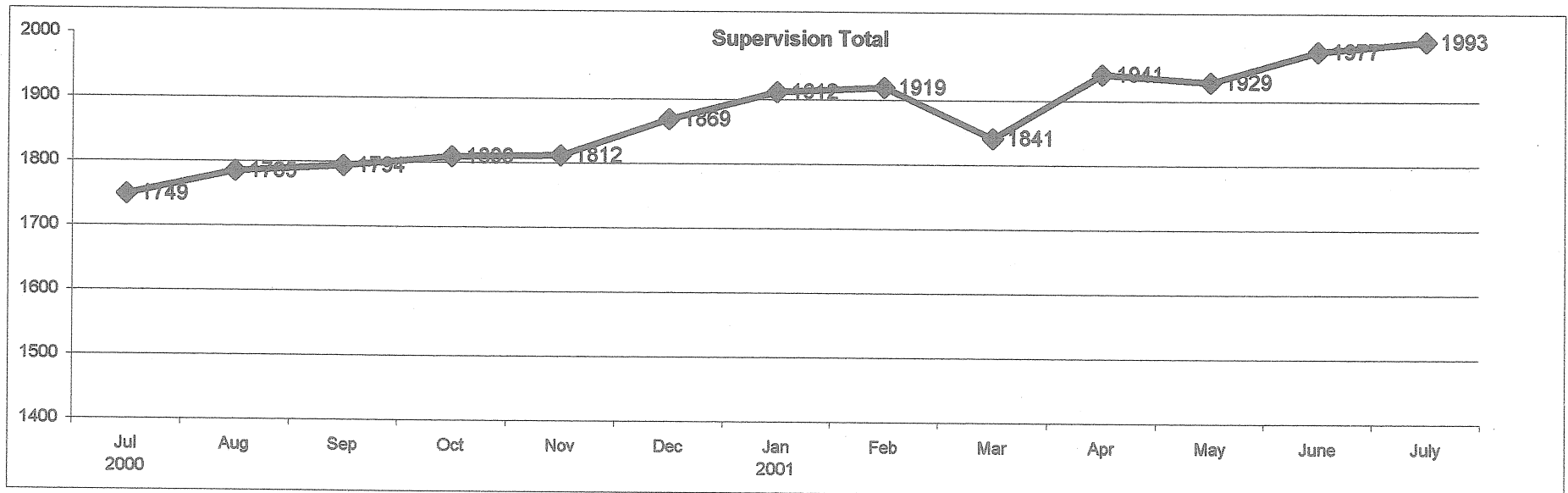


**Parole Granting Rate
February 1999 - July 2001**

	Full Panel Hearings	Administrative Reviews
February	67%	60%
March	53%	67%
April	58%	54%
May	64%	54%
June	66%	70%
July	64%	76%
August	71%	71%
September	72%	65%
October	69%	75%
November	69%	60%
December	68%	69%
January	67%	76%
February	65%	66%
March	67%	67%
April	66%	69%
May	69%	67%
June	67%	69%
July	73%	74%
August	78%	72%
September	72%	69%
October	78%	66%
November	68%	73%
December	80%	64%
January	70%	65%
February	75%	79%
March	74%	77%
April	78%	71%
May	80%	73%
June	67%	77%
July	71%	65%
Average:	70%	69%

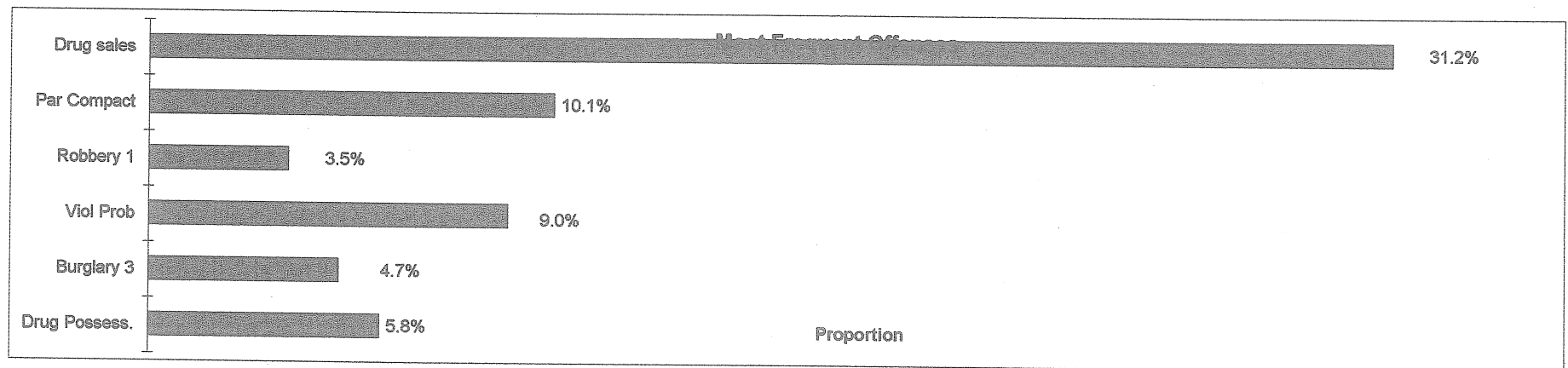
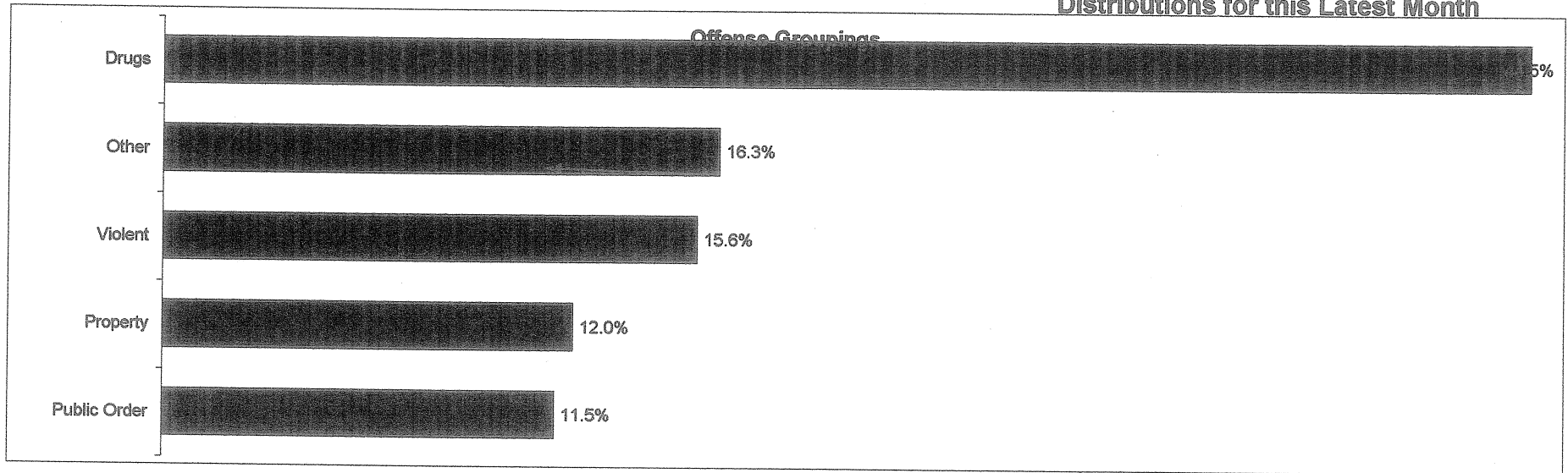
Connecticut Board of Parole Parole Supervision Caseload July 31, 2001

	2000						2001						12 Mo	
	Jul	Aug	Sep	Oct	Nov	Dec	Jan	Feb	Mar	Apr	May	June	July	Avg.
CT Parolees Supervised in CT	1389	1435	1452	1456	1470	1501	1550	1548	1512	1602	1618	1648	1669	1538
Out Of State Parolees Supervised in CT	171	158	155	159	158	179	181	191	180	193	188	184	181	176
CT Supervision Total:	1560	1593	1607	1615	1628	1680	1731	1739	1692	1795	1806	1832	1850	1714
CT Parolees Supervised Out of State	189	192	187	194	184	189	181	180	149	146	123	145	143	168
Supervision Total:	1749	1785	1794	1809	1812	1869	1912	1919	1841	1941	1929	1977	1993	1882
Parole Violators Confined	161	165	199	214	199	192	185	180	194	220	231	224	231	203
GRAND TOTAL	1910	1950	1993	2023	2011	2061	2097	2099	2035	2161	2160	2201	2224	2085



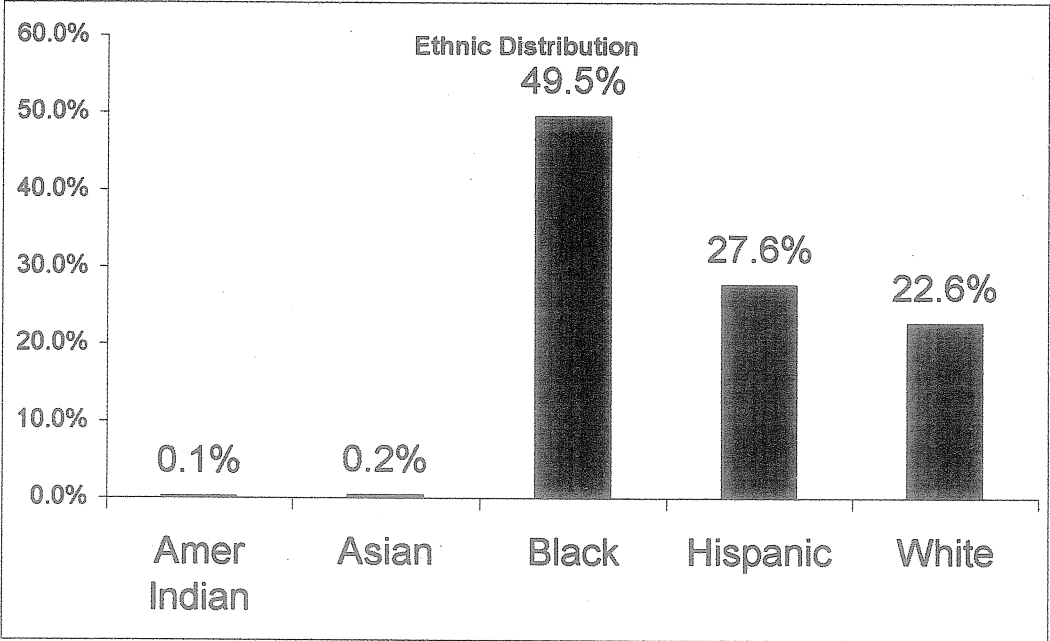
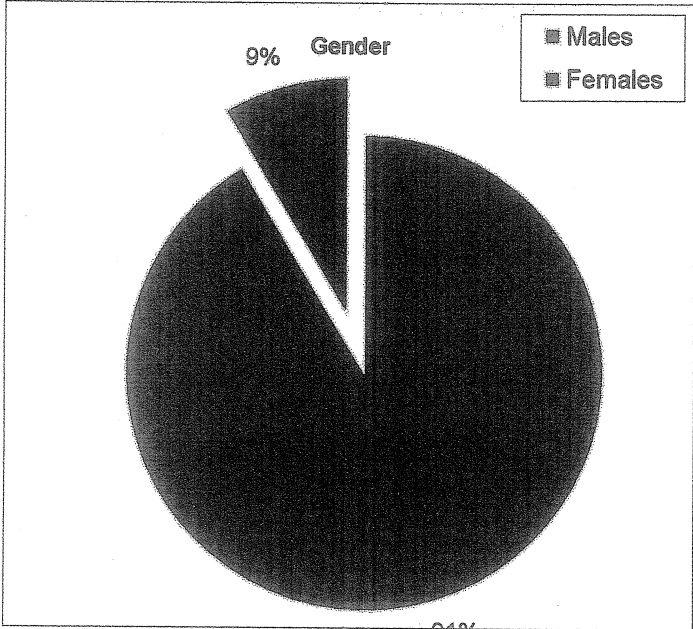
**Connecticut Board of Parole
Parole Supervision Caseload
July 31, 2001**

Distributions for this Latest Month



**Connecticut Board of Parole
Parole Supervision Caseload
July 31, 2001**

Distributions for this Latest Month



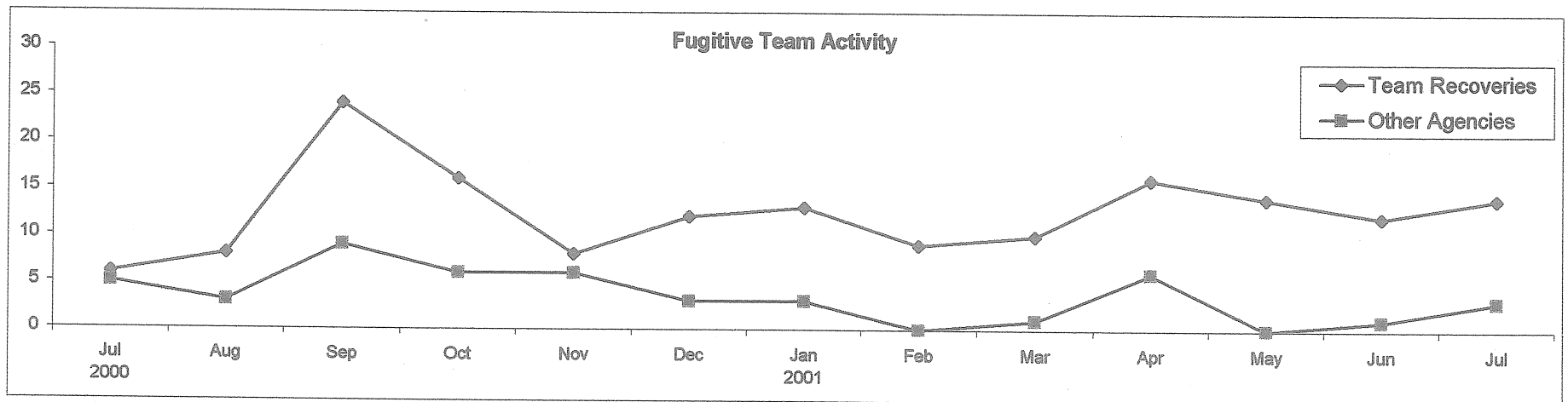
**Connecticut Board of Parole
Parole Supervision Caseload
July 31, 2001**

Parolee Employment Information

	2000						2001						
	Jul	Aug	Sep	Oct	Nov	Dec	Jan	Feb	Mar	Apr	May	June	July
Number of Parolees Employed:	1315	1343	1328	1315	1352	1387	1414	1426	1374	1455	1466	1514	1510
Parolees Unemployable:	118	105	127	144	123	140	158	153	141	168	173	147	174
Proportion Employed:	91%	90%	90%	89%	90%	90%	90%	90%	89%	89%	90%	90%	90%
Number Active in Parole Works:	58	62	72	77	77	76	116	107	100	95	94	94	105
# Community Service Hours:	531	1042	764	655	508	372	778	691	811	1108	933	963	1408

**Connecticut Board of Parole
Parole Supervision Caseload
July 31, 2001**

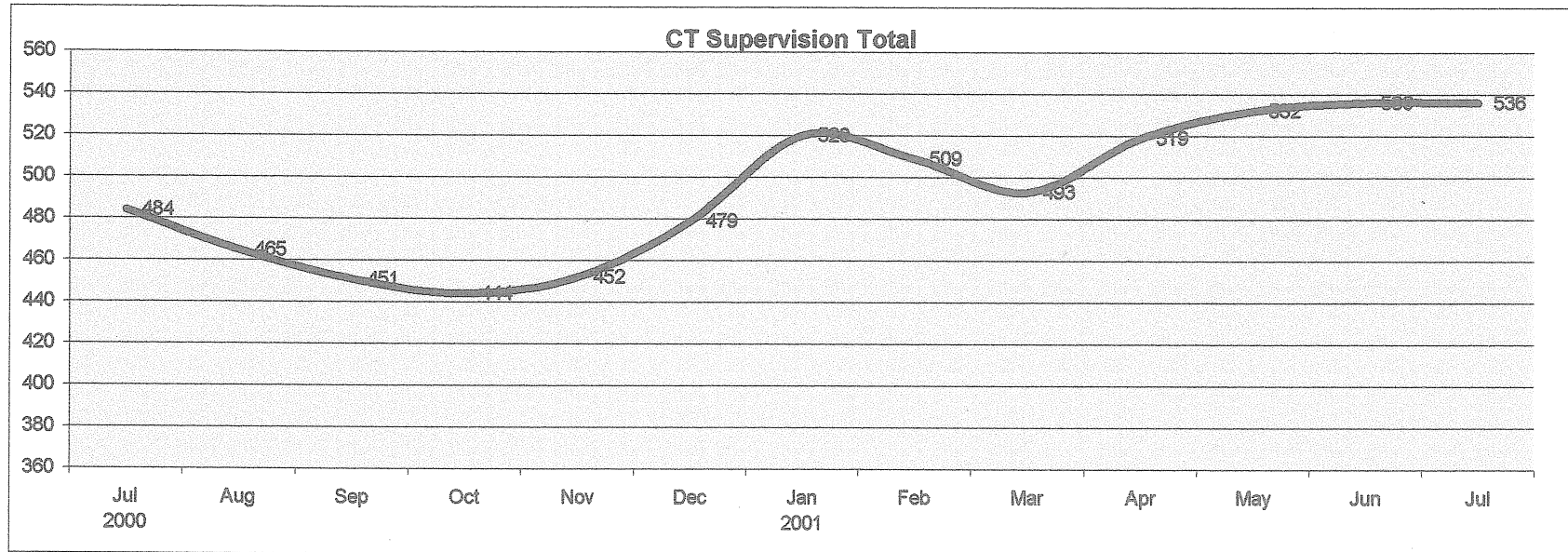
Unit Activities



Parole Supervision Caseload July 31, 2001

Bridgeport District Office Supervision Caseload

	2000						2001						
	Jul	Aug	Sep	Oct	Nov	Dec	Jan	Feb	Mar	Apr	May	Jun	Jul
CT Parolees Supervised in CT	427	415	406	402	406	426	462	442	425	449	462	475	480
Out Of State Parolees Supervised in CT	57	50	45	42	46	53	58	67	68	70	70	61	56
CT Supervision Total:	484	465	451	444	452	479	520	509	493	519	532	536	536
Parole Violators Confined	43	48	66	70	60	56	64	63	74	68	56	64	72
GRAND TOTAL	527	513	517	514	512	535	584	572	567	587	588	600	608

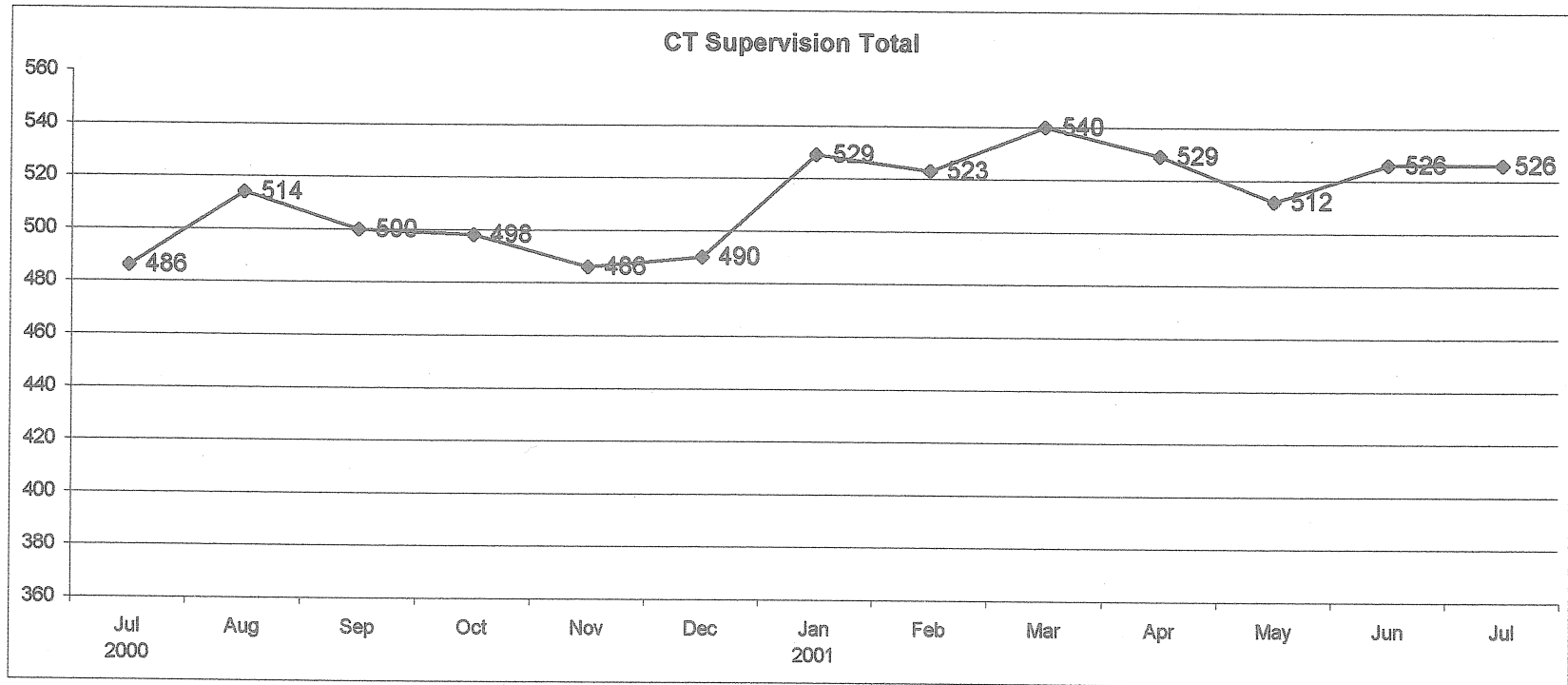


Parole Supervision Caseload

July 31, 2001

Hartford District Office Supervision Caseload

	2000						2001						
	Jul	Aug	Sep	Oct	Nov	Dec	Jan	Feb	Mar	Apr	May	Jun	Jul
CT Parolees Supervised in CT	448	474	460	457	447	444	481	475	493	475	466	475	480
Out Of State Parolees Supervised in CT	38	40	40	41	39	46	48	48	47	54	46	51	46
CT Supervision Total:	486	514	500	498	486	490	529	523	540	529	512	526	526
Parole Violators Confined	54	56	74	69	70	68	62	64	70	70	79	100	93
GRAND TOTAL	540	570	574	567	556	558	591	587	610	599	591	626	619

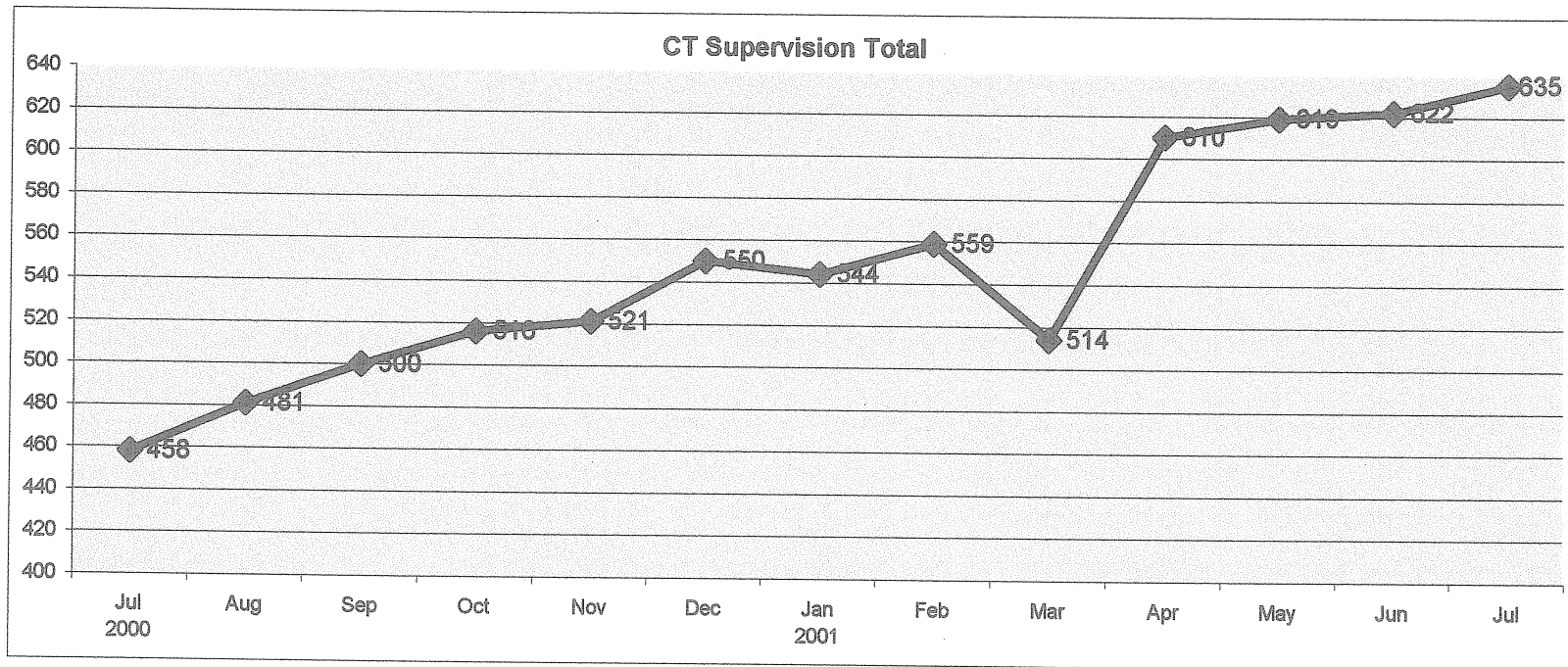


Parole Supervision Caseload

July 31, 2001

New Haven District Office Supervision Caseload

	2000						2001						
	Jul	Aug	Sep	Oct	Nov	Dec	Jan	Feb	Mar	Apr	May	Jun	Jul
CT Parolees Supervised in CT	396	427	444	457	465	490	486	500	464	553	558	561	567
Out Of State Parolees Supervised in CT	62	54	56	59	56	60	58	59	50	57	61	61	68
CT Supervision Total:	458	481	500	516	521	550	544	559	514	610	619	622	635
Parole Violators Confined	46	46	46	63	58	60	49	47	39	39	58	61	56
GRAND TOTAL	504	527	546	579	579	610	593	606	553	649	677	683	691

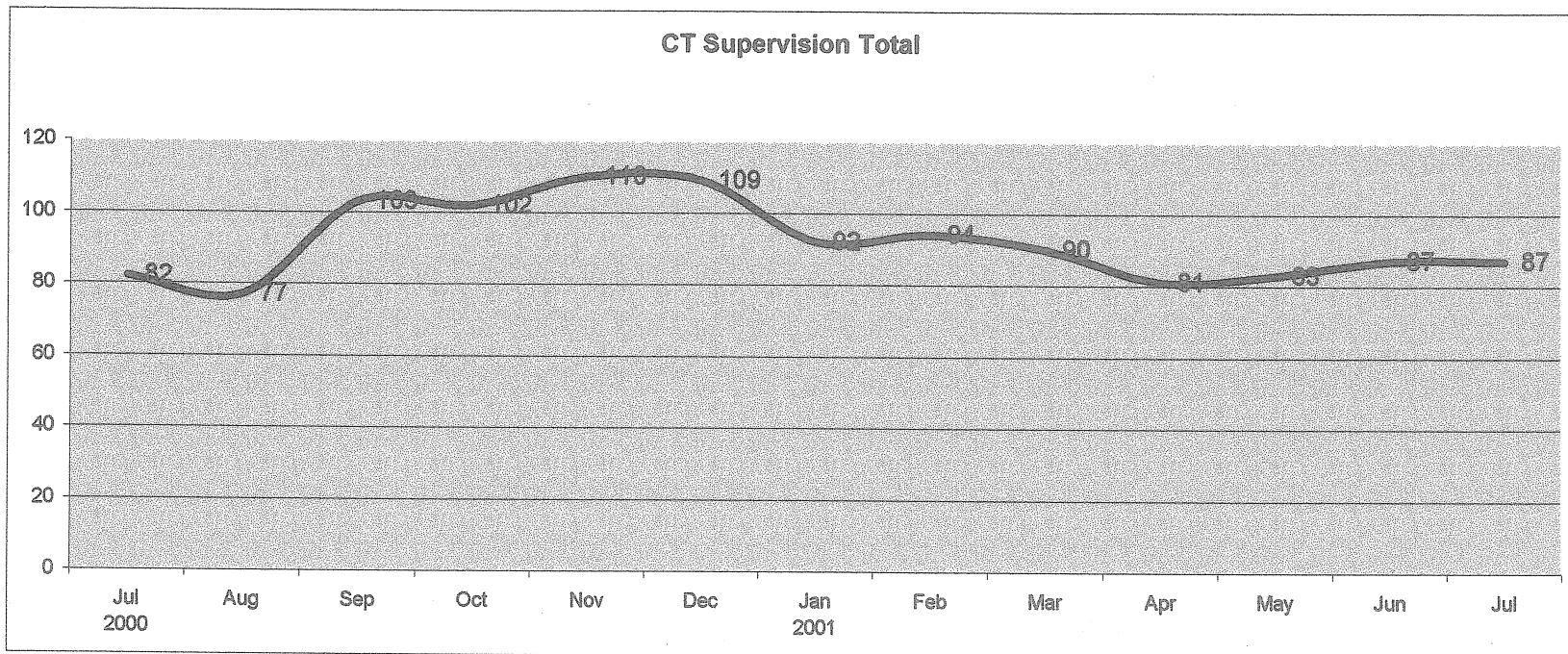


Parole Supervision Caseload

July 31, 2001

Special Management Supervision Caseload

	2000						2001						
	Jul	Aug	Sep	Oct	Nov	Dec	Jan	Feb	Mar	Apr	May	Jun	Jul
CT Parolees Supervised in CT	68	63	89	85	93	89	77	79	75	69	72	76	76
Out Of State Parolees Supervised in CT	14	14	14	17	17	20	15	15	15	12	11	11	11
CT Supervision Total:	82	77	103	102	110	109	92	94	90	81	83	87	87
Parole Violators Confined	5	4	5	6	7	6	7	5	6	10	10	8	6
GRAND TOTAL	87	81	108	108	117	115	99	99	96	91	93	95	93

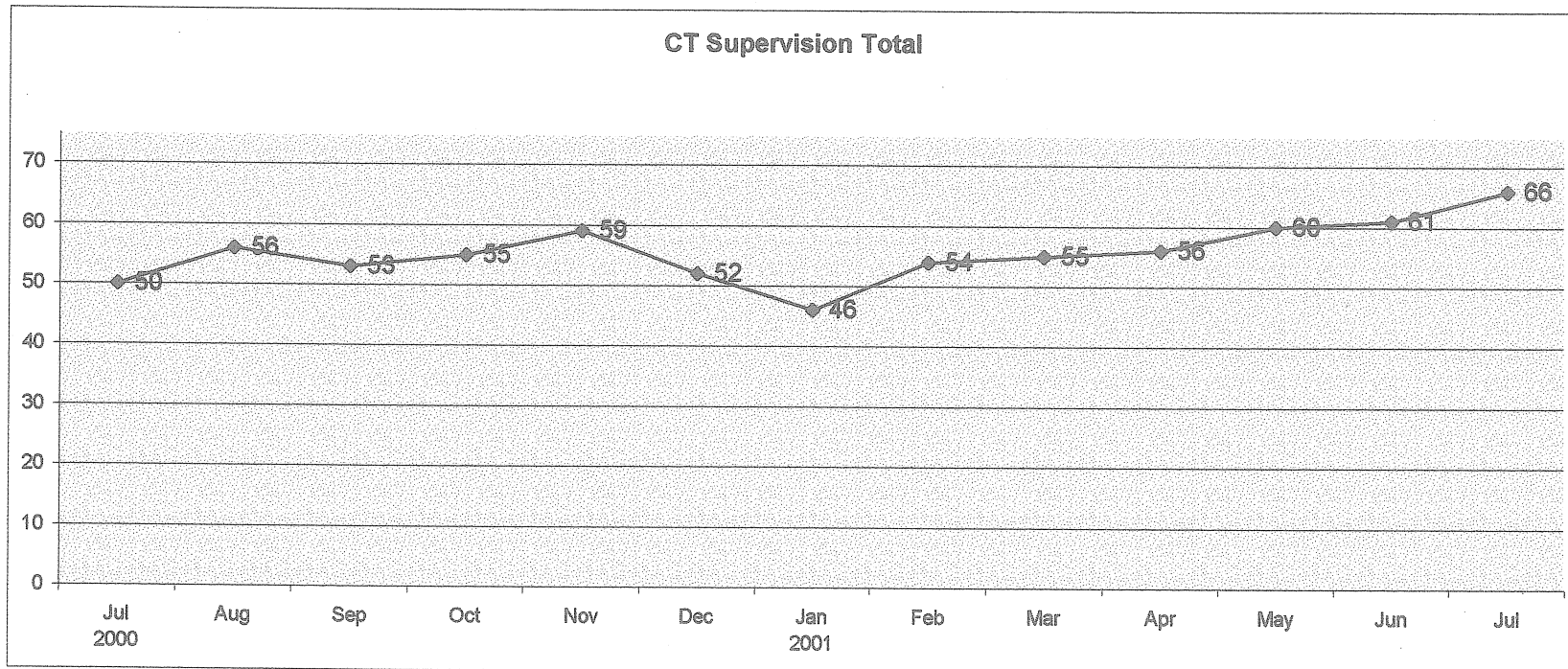


Parole Supervision Caseload

July 31, 2001

Zero Tolerance Caseload

	2000						2001						
	Jul	Aug	Sep	Oct	Nov	Dec	Jan	Feb	Mar	Apr	May	Jun	Jul
CT Parolees Supervised in CT	50	56	53	55	59	52	44	52	55	56	60	61	66
Out Of State Parolees Supervised in CT	0	0	0	0	0	0	2	2	0	0	0	0	0
CT Supervision Total:	50	56	53	55	59	52	46	54	55	56	60	61	66
Parole Violators Confined	13	11	8	6	4	2	3	1	5	5	4	3	3
GRAND TOTAL	63	67	61	61	63	54	49	55	60	61	64	64	69



Violation Reports

July 1, 2001 - July 31, 2001

<i>Office</i>	<i>Parole Officer</i>	<i>Absconder</i>	<i>Criminal</i>	<i>Technical</i>	<i>Total</i>
<i>Bridgeport</i>					
	Bouley			1	1
	Defeo	1			1
	DeLucia	4	2		6
	Emielita		1		1
	Johnson, R		3	2	5
	O'Connor	2			2
	O'Reilly	2	3	1	6
	Runlett			1	1
	Tomaszewski		2	2	4
	Office Total	9	11	7	27
<i>Hartford</i>					
	Banas		1	1	2
	Boleski			1	1
	Casanova	3		2	5
	Corris			3	3
	Edwards		1		1
	Fjellman	1		1	2
	Hyman	1		2	3
	Knapp	2	3	2	7
	Krupa		2		2
	Mills	1	1		2
	Sparks			1	1
	Office Total	8	8	13	29
<i>New Haven</i>					
	Corris		1		1
	Duca			2	2
	Greene	2	1		3
	Hill			4	4
	Hogan		4	2	6

Tuesday, August 14, 2001

<i>Office</i>	<i>Parole Officer</i>	<i>Absconder</i>	<i>Criminal</i>	<i>Technical</i>	<i>Total</i>
Kelly		1	2	4	7
Krupa			1		1
Nelson		7	4		11
Watts			1		1
Office Total		10	14	12	36
<i>Special Management</i>					
Barwikowski			1	1	2
Noto				1	1
Szydlo			1		1
Office Total			2	2	4
<i>Grand Total</i>		27	35	34	96

** Source: Hearings Division Warrant Requests and Interstate Reports*