


STATE OF CONNECTICUT

Connecticut Parole and Community Services  
**Monthly Report**



**JUNE 2001**

*(JUNE 2000 to JUNE 2001)*

Prepared by  
*Jerry Stowell*

FOR  
BOARD OF PARDONS & PAROLES (BOPP)  
AND  
DEPARTMENT OF CORRECTION (DOC)  
Parole and Community Services Division

**Correctional Population and Parole Eligibility  
June 30, 2001**

**Confined Population**

	<b>17,083</b>		
(Unsentenced and Special Inmates)	(3,426)	Balance	13,657
(Sentences 2 Years & Less, Cuscom, New Admits)	(4,198)	Balance	9,459
(Parole Ineligible, crime committed)	(643)	Balance	8,816
(SRG Classification)	(296)	Balance	8,520
(Wright Decision Cases)	(353)	Balance	8,167
(Level 5 Classification)	(73)	Balance	8,094
(Chronic Disciplinary Unit Classification)	(45)		

**Population Eligible for Parole Consideration 8,049**

**Connecticut Board of Parole  
Hearings Division Monthly Statistics  
Current Location**

**June 30, 2001**

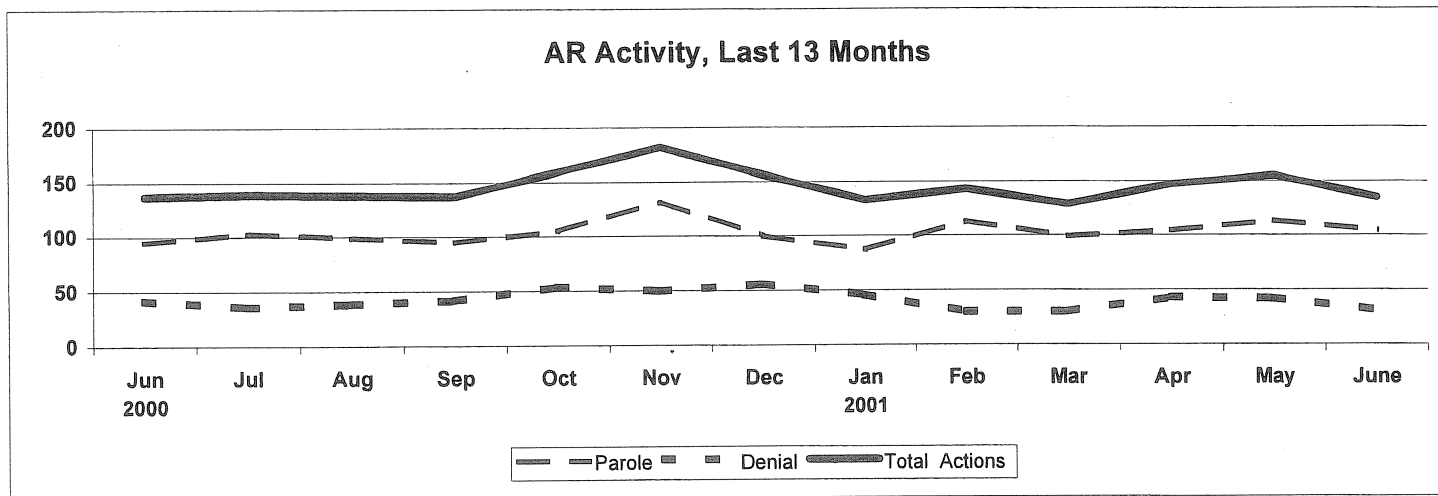
**Persons Granted Parole via Administrative Reviews**

**Granting Month**

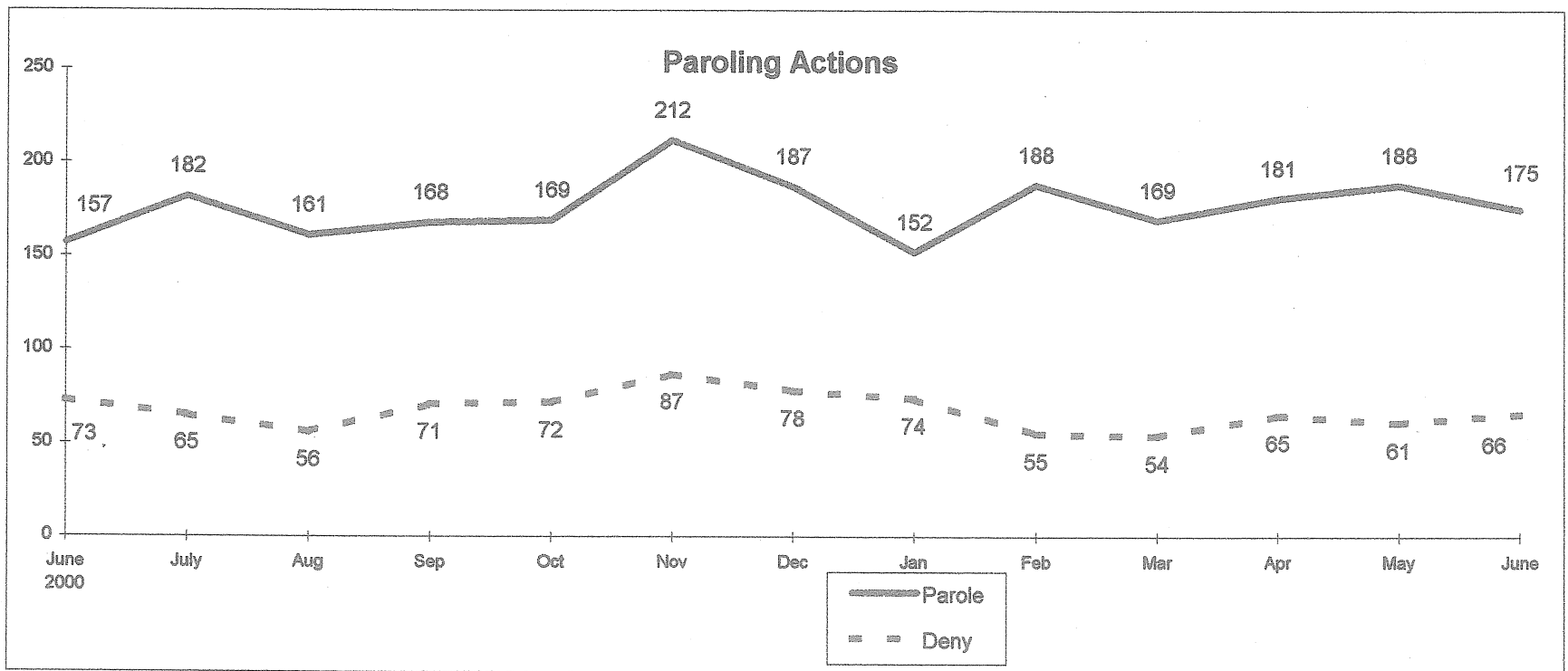
Location	2000							2001						12 Mo.
	June	Jul	Aug	Sep	Oct	Nov	Dec	Jan	Feb	Mar	Apr	May	June	Total
CT Parole Supervision	0	0	1	1	1	0	0	0	0	1	1	1	0	6
Out-of State Parole Supervision	0	0	0	0	0	0	0	0	0	0	0	0	0	0
Abscond from Parole	0	0	0	0	0	0	0	0	0	0	0	0	0	0
Halfway House	3	3	5	4	8	3	6	3	5	4	4	3	4	52
Confined in CT, to be Released	92	100	93	89	95	129	94	83	108	94	98	108	99	1190
Confined, Out of State	0	0	0	0	1	0	0	0	0	0	0	0	0	1
Furlough	0	0	0	0	0	0	0	0	0	0	0	0	0	0
Escaped, Prior to Release	0	0	0	0	0	0	0	0	0	0	0	0	0	0
Reconfined	0	13	0	1	0	0	0	0	0	0	0	0	0	14
TS	0	0	0	0	0	0	0	0	0	0	0	0	0	0
Discharged	0	0	0	1	0	1	0	1	0	0	1	0	0	4
Virginia												1	1	2
<b>Total</b>	<b>95</b>	<b>116</b>	<b>99</b>	<b>96</b>	<b>105</b>	<b>133</b>	<b>100</b>	<b>87</b>	<b>113</b>	<b>99</b>	<b>104</b>	<b>113</b>	<b>104</b>	<b>1269</b>

**Connecticut Board of Parole  
Hearings Division Monthly Statistics  
Administrative Reviews  
June 30, 2001**

	2000							2001						
	Jun	Jul	Aug	Sep	Oct	Nov	Dec	Jan	Feb	Mar	Apr	May	June	
<b>Parole</b>	95	103	99	95	105	132	100	87	113	99	104	113	104	
<b>Denial</b>	42	36	39	42	54	50	56	46	30	30	43	42	31	
<b>Medical Parole</b>	0	0	0	0	0	0	0	0	0	0	0	0	0	
<b>Total Actions</b>	137	139	138	137	159	182	156	133	143	129	147	155	135	



Connecticut Board of Parole  
Hearings Division Monthly Statistics  
June 30, 2001

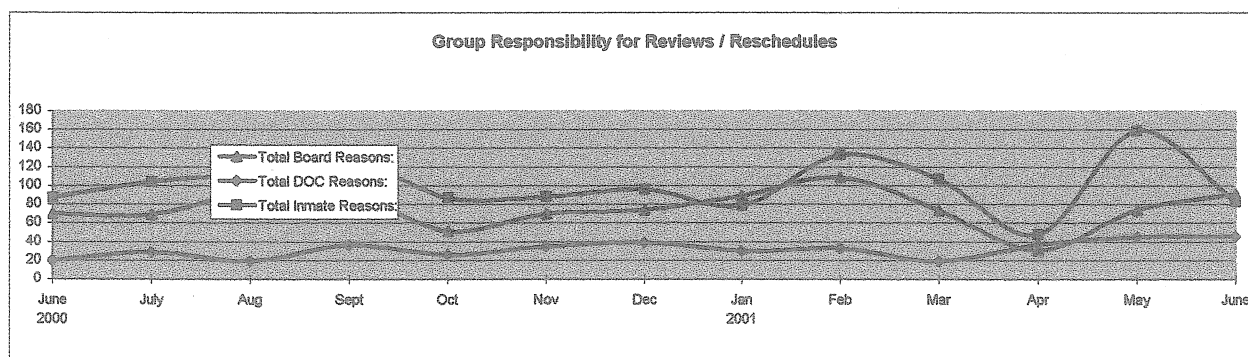


**Connecticut Board of Parole  
Hearings Division Monthly Statistics  
June 30, 2001**

	2000							2001						12 Mo.
	June	July	Aug	Sep	Oct	Nov	Dec	Jan	Feb	Mar	Apr	May	June	Totals
<b>Full Panel Actions</b>														
Parole	62	79	62	73	64	80	87	65	75	70	77	75	71	878
Deny	31	29	17	29	18	37	22	28	25	24	22	19	35	305
Medical Parole	0	0	0	2	0	0	0	0	0	0	0	0	0	2
Revoke	34	30	29	39	43	48	39	24	33	7	23	40	42	397
Revoke & Reparole	7	5	8	12	8	16	13	10	10	15	5	12	20	134
Rescind	20	10	11	10	1	9	11	10	8	2	5	9	8	94
Rescind & Reparole	13	16	13	10	8	19	18	13	10	9	16	6	15	153
Early Parole Discharge	0	0	0	0	0	0	0	0	0	0	0	0	0	0
<b>Total Full Panel Actions</b>	167	169	140	175	142	209	190	150	161	127	148	161	191	1963
<b>Administrative Review Actions</b>														
Parole	95	103	99	95	105	132	100	87	113	99	104	113	104	1254
Deny	42	36	39	42	54	50	56	46	30	30	43	42	31	499
<b>Total Admin. Review Actions</b>	137	139	138	137	159	182	156	133	143	129	147	155	135	1753
<b>Staff Actions</b>														
Case Review	21	26	32	35	23	36	27	35	24	52	35	30	45	400
Review & Reschedule	156	176	193	220	141	157	182	163	251	147	93	286	230	2239
Close Interest	51	53	68	84	79	59	63	44	96	60	33	107	67	813
<b>Total Actions</b>	532	563	571	651	544	643	618	525	675	515	456	739	668	7168
<b>Total Hearing Dates</b>	18	16	18	20	17	17	17	19	19	20	20	20	18	221
<b>Parole Grant Rate</b>														
Full Panels	67%	73%	78%	72%	78%	68%	80%	70%	75%	74%	78%	80%	67%	74%
Administrative Reviews	69%	74%	72%	69%	66%	73%	64%	65%	79%	77%	71%	73%	77%	72%

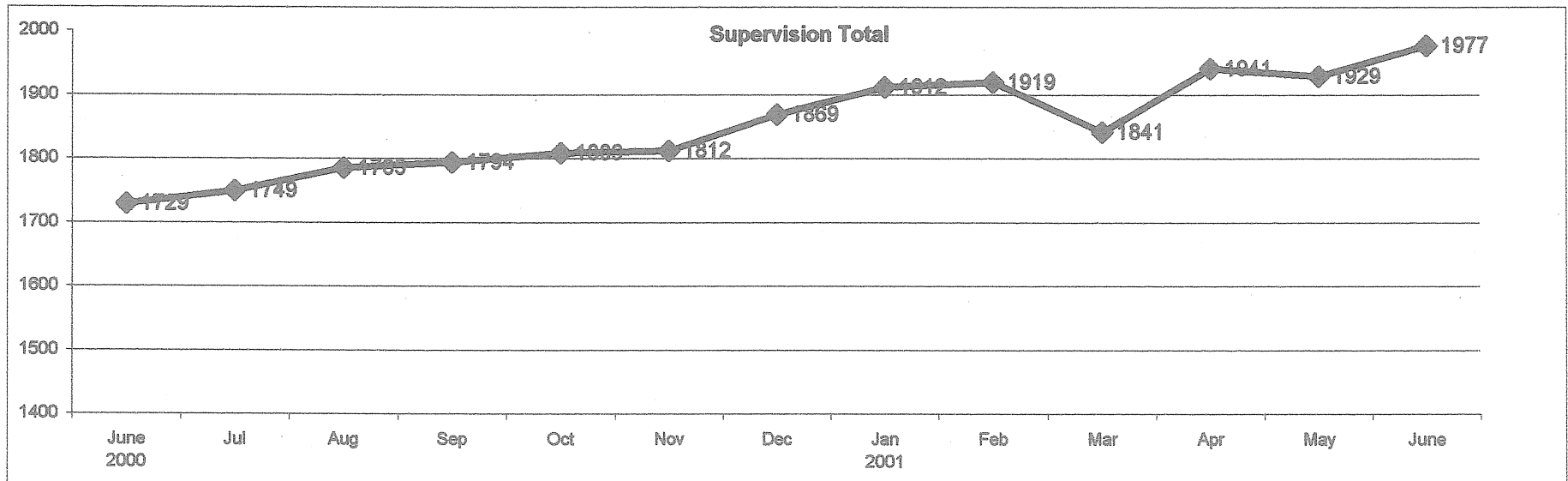
**Connecticut Board of Parole  
Types of Review and Rescheduling Activities  
June 2001**

	2000							2001					
	June	July	Aug	Sept	Oct	Nov	Dec	Jan	Feb	Mar	Apr	May	June
<b>Inmate-Related Reasons:</b>													
<b>Regular Hearings</b>													
In Seg/Punitive Seg	3	4	5	7	7	3	10	4	7	2	2	8	
Inmate's Request	0	0	0	2	0	1	0	0	1	0	2	2	
Pending Charges	23	28	18	21	27	29	13	11	36	20	5	44	
Pending DR	0	0	0	1	0	0	0	0	0	0	0	0	
SRG Affiliation	22	30	23	20	23	15	21	17	41	21	3	48	23
Pending Waiver	0	0	0	0	0	0	0	0	0	0	0	0	0
85% Status	18	15	34	42	6	3	24	11	23	12	1	27	15
Case Review	21	26	32	35	23	36	27	35	24	52	35	30	45
<b>Revocation Hearings:</b>													
Attorney	0	0	0	0	0	1	0	0	1	0	0	0	0
Pending Charges	0	1	1	0	1	0	1	1	0	0	0	0	0
<b>Total Inmate Reasons:</b>	<b>87</b>	<b>104</b>	<b>113</b>	<b>128</b>	<b>87</b>	<b>88</b>	<b>96</b>	<b>79</b>	<b>133</b>	<b>107</b>	<b>48</b>	<b>169</b>	<b>83</b>
<b>DOC-Related Reasons</b>													
<b>Regular Hearings</b>													
Transportation	13	26	16	30	21	23	26	21	19	17	31	33	38
Awaiting MH Evaluation	7	3	3	6	5	12	13	9	14	2	6	12	8
<b>Total DOC Reasons:</b>	<b>20</b>	<b>29</b>	<b>19</b>	<b>36</b>	<b>26</b>	<b>35</b>	<b>39</b>	<b>30</b>	<b>33</b>	<b>19</b>	<b>37</b>	<b>45</b>	<b>46</b>
<b>Board-Related Reasons</b>													
<b>Regular Hearings</b>													
Additional Info	20	16	15	29	9	26	20	21	20	10	13	24	20
Additional Offense Info	17	13	13	13	12	14	9	21	16	15	9	11	13
Hearing Cancelled	0	0	0	0	0	0	0	8	12	0	3	0	35
Ineligible-PE date	13	8	17	22	9	13	24	17	37	20	2	2	2
No Parole Package	0	0	0	0	0	0	0	0	0	0	0	0	0
Awaiting Sex Offender Eval	1	1	5	9	8	7	7	12	6	6	0	0	0
Other	19	31	43	18	13	10	14	10	18	22	4	37	21
<b>Total Board Reasons:</b>	<b>70</b>	<b>69</b>	<b>93</b>	<b>91</b>	<b>51</b>	<b>70</b>	<b>74</b>	<b>89</b>	<b>109</b>	<b>73</b>	<b>31</b>	<b>74</b>	<b>91</b>
<b>All Reasons:</b>	<b>177</b>	<b>202</b>	<b>225</b>	<b>255</b>	<b>164</b>	<b>193</b>	<b>209</b>	<b>198</b>	<b>275</b>	<b>199</b>	<b>116</b>	<b>278</b>	<b>220</b>



## Connecticut Board of Parole Parole Supervision Caseload June 30, 2001

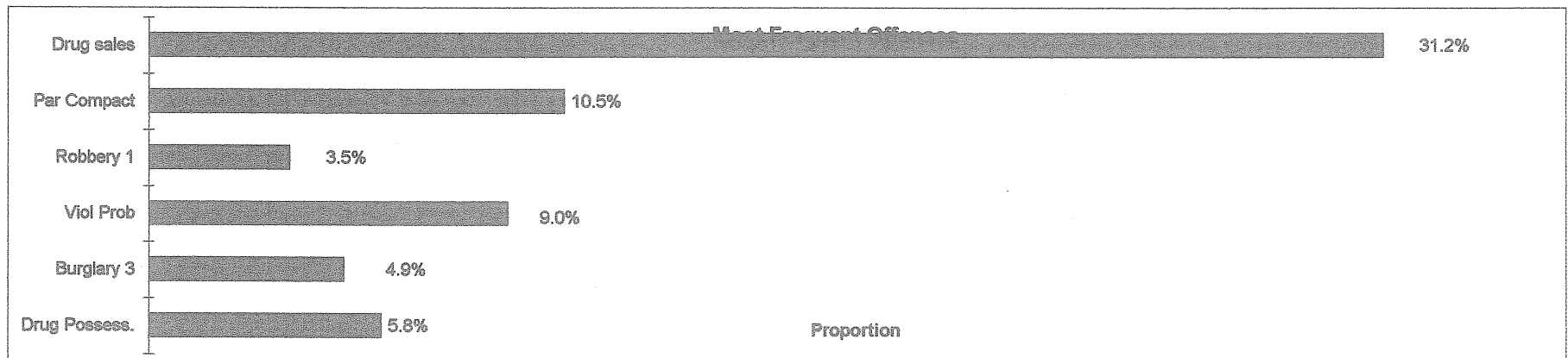

	2000						2001						12 Mo	
	June	Jul	Aug	Sep	Oct	Nov	Dec	Jan	Feb	Mar	Apr	May	June	Avg.
CT Parolees Supervised in CT	1373	1389	1435	1452	1456	1470	1501	1550	1548	1512	1602	1618	1648	1515
Out Of State Parolees Supervised in CT	166	171	158	155	159	158	179	181	191	180	193	188	184	175
<b>CT Supervision Total:</b>	<b>1539</b>	<b>1560</b>	<b>1593</b>	<b>1607</b>	<b>1615</b>	<b>1628</b>	<b>1680</b>	<b>1731</b>	<b>1739</b>	<b>1692</b>	<b>1795</b>	<b>1806</b>	<b>1832</b>	<b>1690</b>
CT Parolees Supervised Out of State	190	189	192	187	194	184	189	181	180	149	146	123	145	172
<b>Supervision Total:</b>	<b>1729</b>	<b>1749</b>	<b>1785</b>	<b>1794</b>	<b>1809</b>	<b>1812</b>	<b>1869</b>	<b>1912</b>	<b>1919</b>	<b>1841</b>	<b>1941</b>	<b>1929</b>	<b>1977</b>	<b>1861</b>
Parole Violators Confined	152	161	165	199	214	199	192	185	180	194	220	231	224	197
<b>GRAND TOTAL</b>	<b>1881</b>	<b>1910</b>	<b>1950</b>	<b>1993</b>	<b>2023</b>	<b>2011</b>	<b>2061</b>	<b>2097</b>	<b>2099</b>	<b>2035</b>	<b>2161</b>	<b>2160</b>	<b>2201</b>	<b>2058</b>





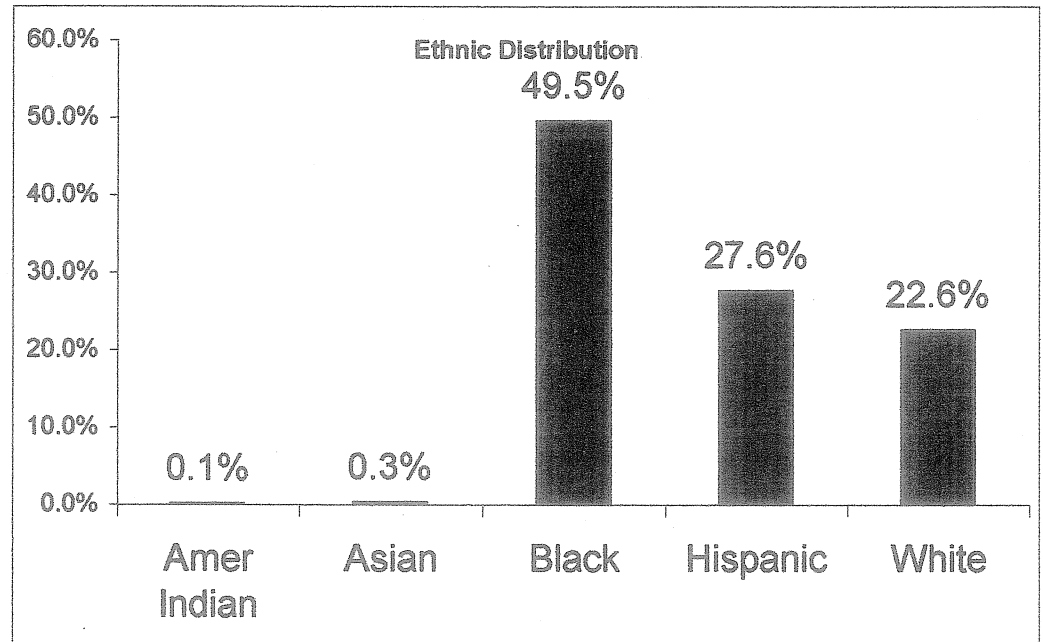
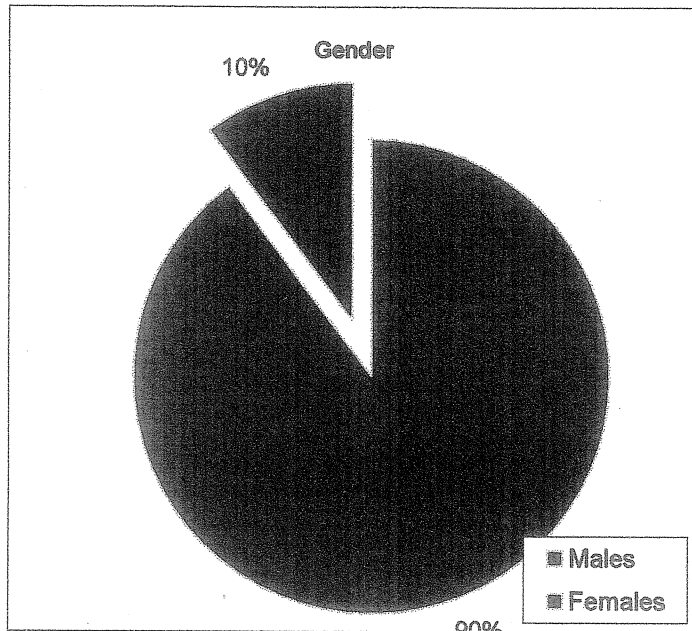
**Connecticut Board of Parole  
Parole Supervision Caseload  
June 30, 2001**

**Distributions for this Latest Month**



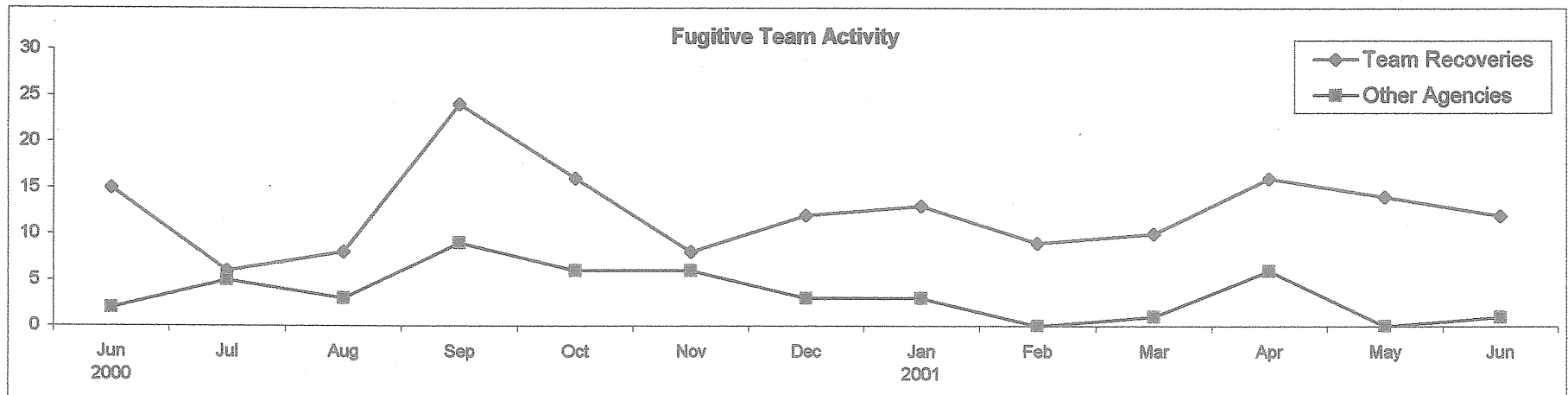
**Connecticut Board of Parole  
Parole Supervision Caseload  
June 30, 2001**

**Distributions for this Latest Month**



**Connecticut Board of Parole  
Parole Supervision Caseload  
June 30, 2001**

**Unit Activities**



**Connecticut Board of Parole  
Parole Supervision Caseload  
June 30, 2001**

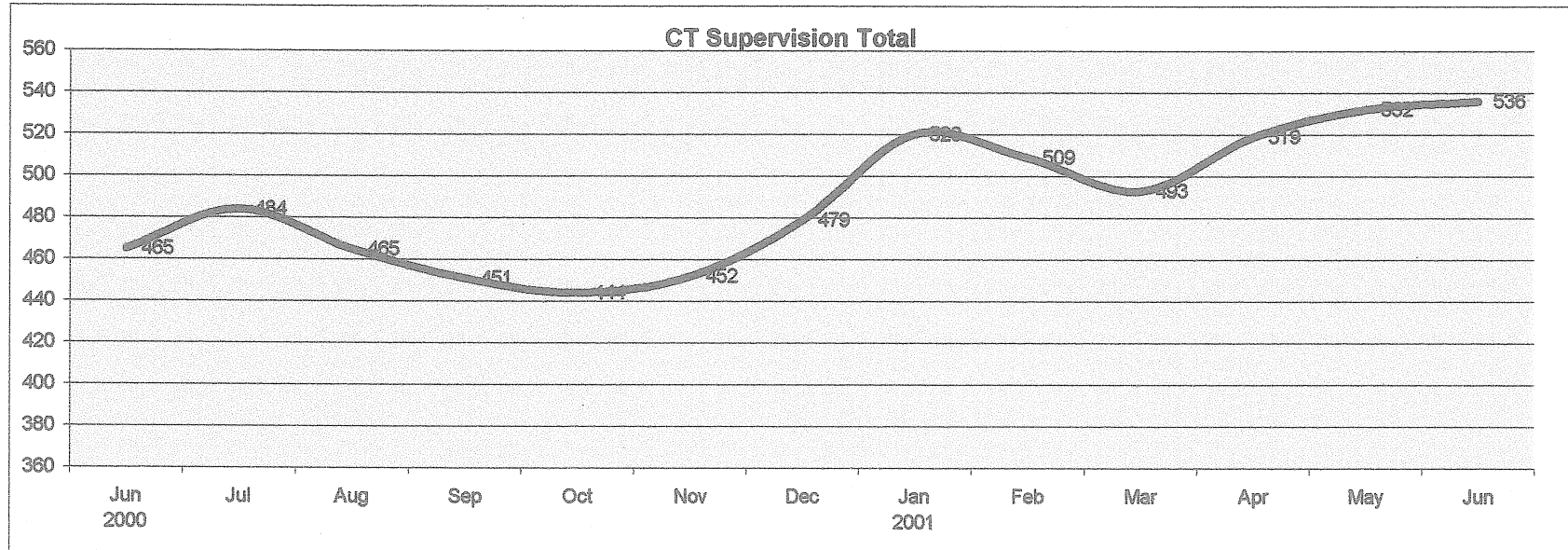
**Parolee Employment Information**

	<b>2000</b>							<b>2001</b>					
	<b>June</b>	<b>Jul</b>	<b>Aug</b>	<b>Sep</b>	<b>Oct</b>	<b>Nov</b>	<b>Dec</b>	<b>Jan</b>	<b>Feb</b>	<b>Mar</b>	<b>Apr</b>	<b>May</b>	<b>June</b>
<b>Number of Parolees Employed:</b>	1288	1315	1343	1328	1315	1352	1387	1414	1426	1374	1455	1466	1514
<b>Parolees Unemployable:</b>	133	118	105	127	144	123	140	158	153	141	168	173	147
<b>Proportion Employed:</b>	92%	91%	90%	90%	89%	90%	90%	90%	90%	89%	89%	90%	90%
<b>Number Active in Parole Works:</b>	61	58	62	72	77	77	76	116	107	100	95	94	94
<b># Community Service Hours:</b>	751	531	1042	764	655	508	372	778	691	811	1108	933	963

## Parole Supervision Caseload June 30, 2001

### Bridgeport District Office Supervision Caseload

	2000						2001						
	Jun	Jul	Aug	Sep	Oct	Nov	Dec	Jan	Feb	Mar	Apr	May	Jun
CT Parolees Supervised in CT	411	427	415	406	402	406	426	462	442	425	449	462	475
Out Of State Parolees Supervised in CT	54	57	50	45	42	46	53	58	67	68	70	70	61
<b>CT Supervision Total:</b>	<b>465</b>	<b>484</b>	<b>465</b>	<b>451</b>	<b>444</b>	<b>452</b>	<b>479</b>	<b>520</b>	<b>509</b>	<b>493</b>	<b>519</b>	<b>532</b>	<b>536</b>
Parole Violators Confined	45	43	48	66	70	60	56	64	63	74	68	56	64
<b>GRAND TOTAL</b>	<b>510</b>	<b>527</b>	<b>513</b>	<b>517</b>	<b>514</b>	<b>512</b>	<b>535</b>	<b>584</b>	<b>572</b>	<b>567</b>	<b>587</b>	<b>588</b>	<b>600</b>

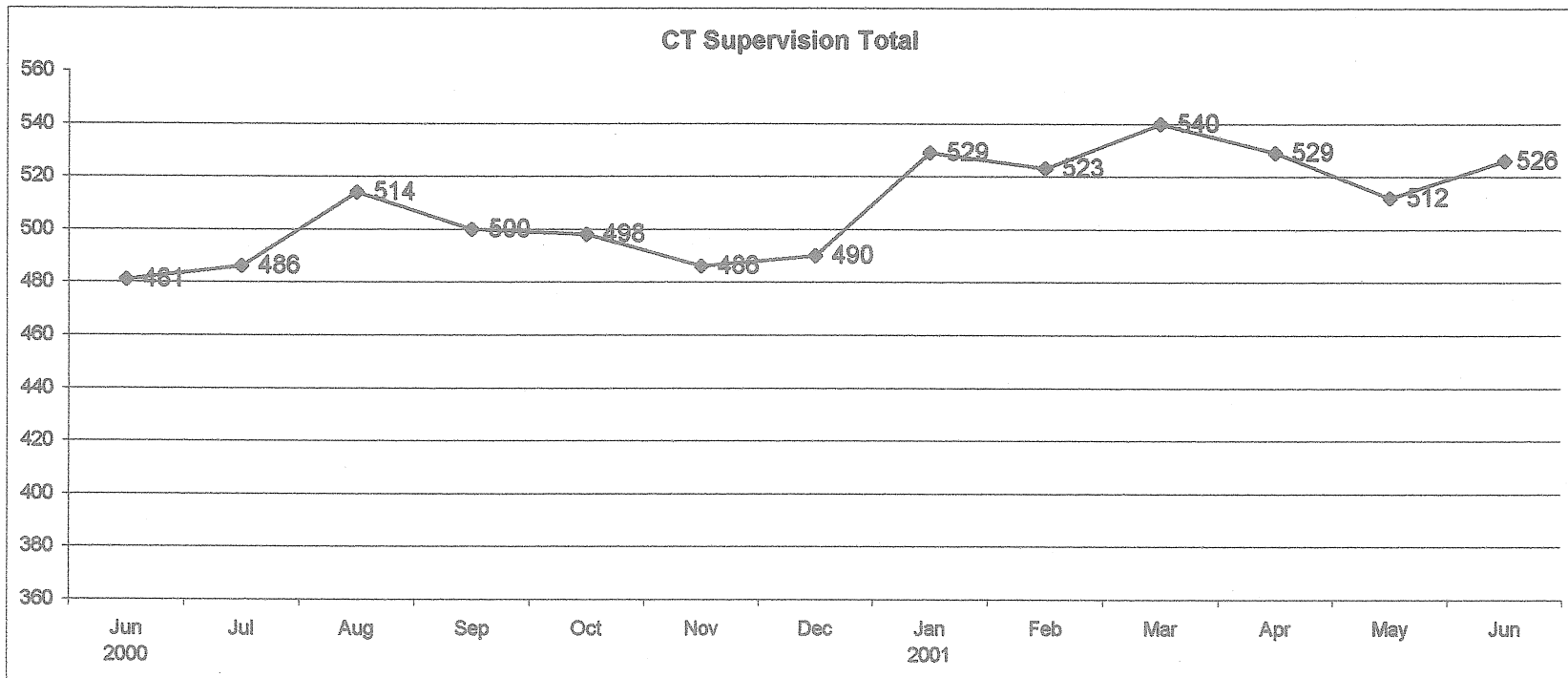


# Parole Supervision Caseload

## June 30, 2001

### Hartford District Office Supervision Caseload

	2000						2001						
	Jun	Jul	Aug	Sep	Oct	Nov	Dec	Jan	Feb	Mar	Apr	May	Jun
CT Parolees Supervised in CT	444	448	474	460	457	447	444	481	475	493	475	466	475
Out Of State Parolees Supervised in CT	37	38	40	40	41	39	46	48	48	47	54	46	51
<b>CT Supervision Total:</b>	<b>481</b>	<b>486</b>	<b>514</b>	<b>500</b>	<b>498</b>	<b>486</b>	<b>490</b>	<b>529</b>	<b>523</b>	<b>540</b>	<b>529</b>	<b>512</b>	<b>526</b>
Parole Violators Confined	48	54	56	74	69	70	68	62	64	70	70	79	100
<b>GRAND TOTAL</b>	<b>529</b>	<b>540</b>	<b>570</b>	<b>574</b>	<b>567</b>	<b>556</b>	<b>558</b>	<b>591</b>	<b>587</b>	<b>610</b>	<b>599</b>	<b>591</b>	<b>626</b>

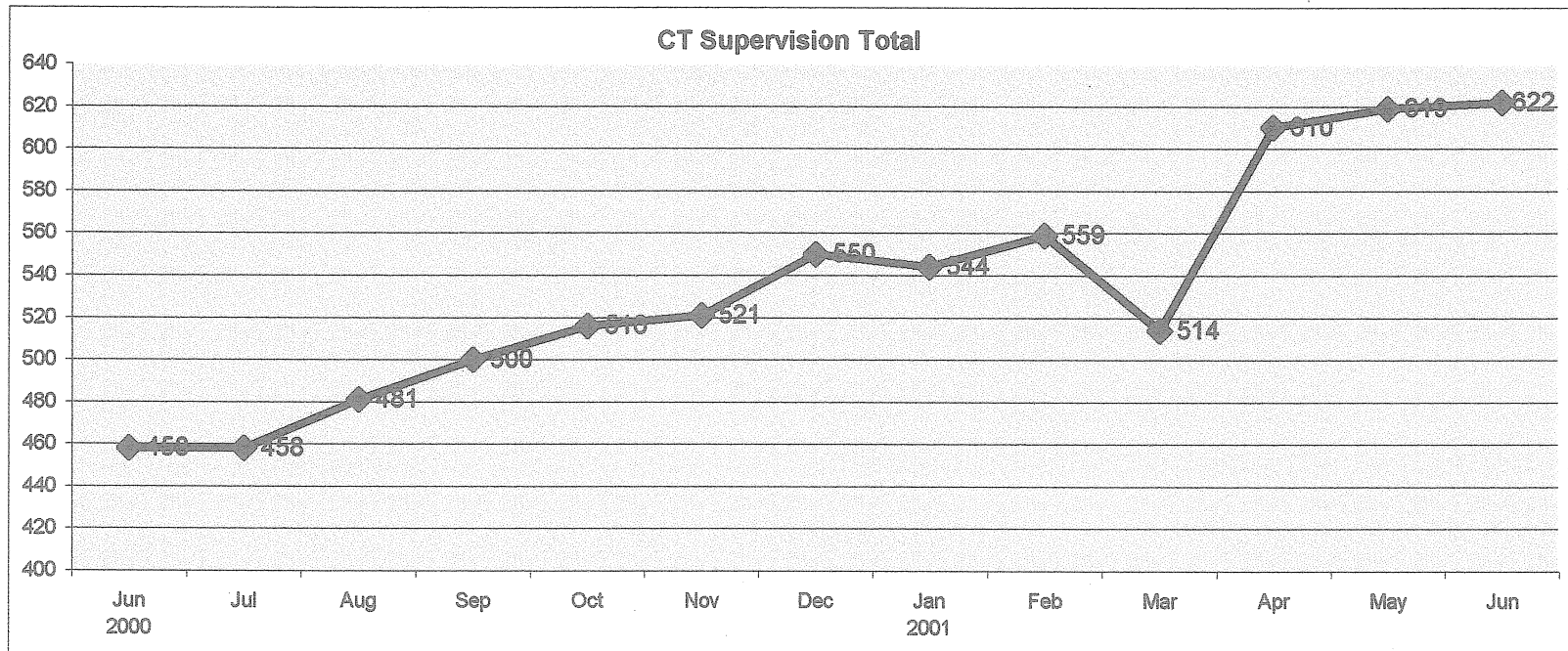


# Parole Supervision Caseload

## June 30, 2001

### New Haven District Office Supervision Caseload

	2000								2001					
	Jun	Jul	Aug	Sep	Oct	Nov	Dec	Jan	Feb	Mar	Apr	May	Jun	
CT Parolees Supervised in CT	397	396	427	444	457	465	490	486	500	464	553	558	561	
Out Of State Parolees Supervised in CT	61	62	54	56	59	56	60	58	59	50	57	61	61	
<b>CT Supervision Total:</b>	<b>458</b>	<b>458</b>	<b>481</b>	<b>500</b>	<b>516</b>	<b>521</b>	<b>550</b>	<b>544</b>	<b>559</b>	<b>514</b>	<b>610</b>	<b>619</b>	<b>622</b>	
Parole Violators Confined	48	46	46	46	63	58	60	49	47	39	39	58	61	
<b>GRAND TOTAL</b>	<b>506</b>	<b>504</b>	<b>527</b>	<b>546</b>	<b>579</b>	<b>579</b>	<b>610</b>	<b>593</b>	<b>606</b>	<b>553</b>	<b>649</b>	<b>677</b>	<b>683</b>	

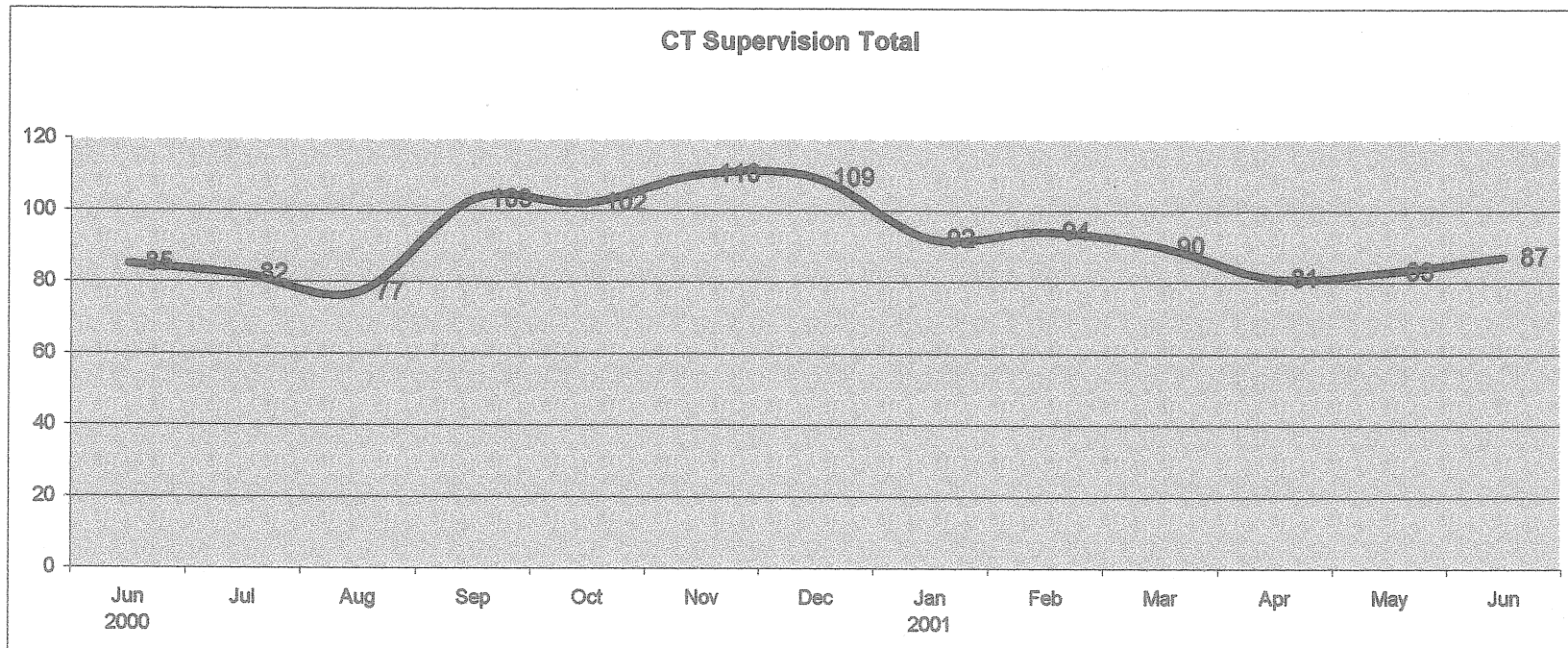


# Parole Supervision Caseload

## June 30, 2001

### Special Management Supervision Caseload

	2000							2001					
	Jun	Jul	Aug	Sep	Oct	Nov	Dec	Jan	Feb	Mar	Apr	May	Jun
CT Parolees Supervised in CT	71	68	63	89	85	93	89	77	79	75	69	72	76
Out Of State Parolees Supervised in CT	14	14	14	14	17	17	20	15	15	15	12	11	11
CT Supervision Total:	85	82	77	103	102	110	109	92	94	90	81	83	87
Parole Violators Confined	3	5	4	5	6	7	6	7	5	6	10	10	8
GRAND TOTAL	88	87	81	108	108	117	115	99	99	96	91	93	95



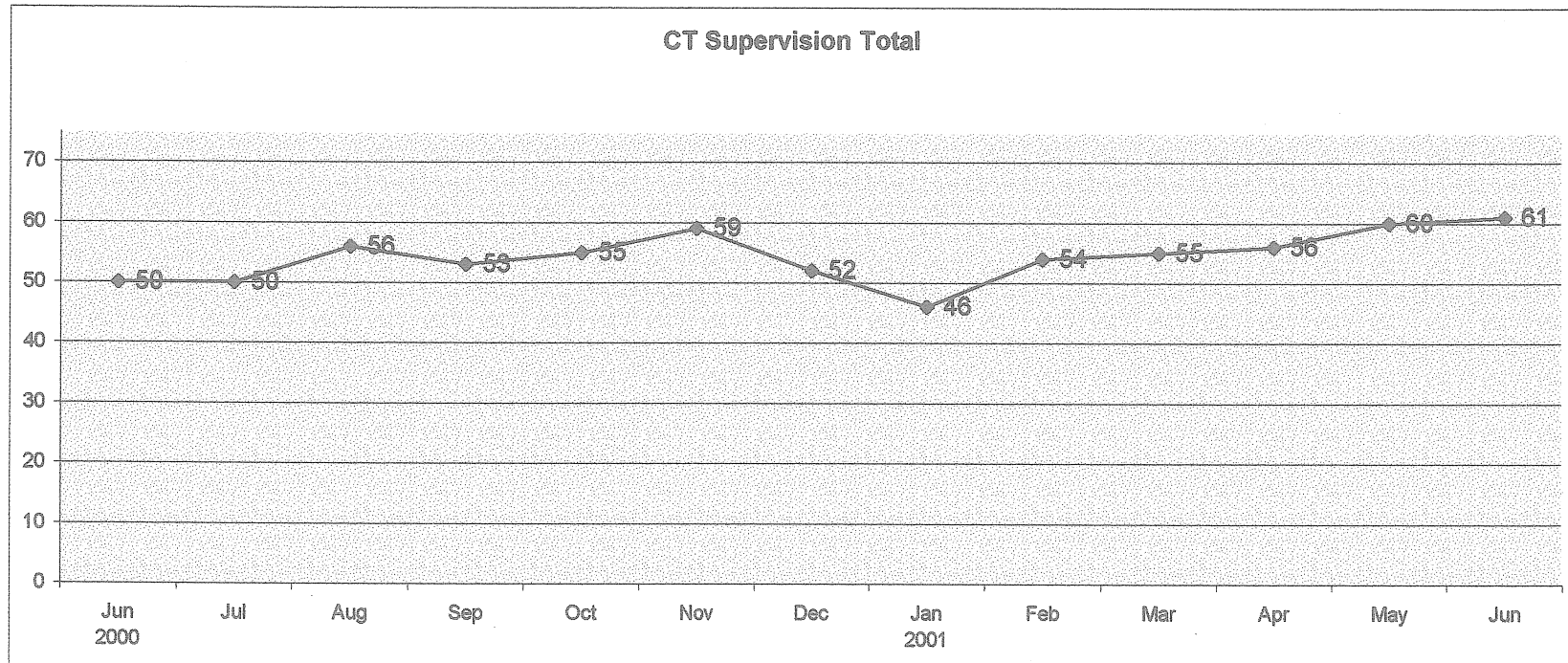


# Parole Supervision Caseload

## June 30, 2001

### Zero Tolerance Caseload

	2000							2001					
	Jun	Jul	Aug	Sep	Oct	Nov	Dec	Jan	Feb	Mar	Apr	May	Jun
CT Parolees Supervised in CT	50	50	56	53	55	59	52	44	52	55	56	60	61
Out Of State Parolees Supervised in CT	0	0	0	0	0	0	0	2	2	0	0	0	0
<b>CT Supervision Total:</b>	<b>50</b>	<b>50</b>	<b>56</b>	<b>53</b>	<b>55</b>	<b>59</b>	<b>52</b>	<b>46</b>	<b>54</b>	<b>55</b>	<b>56</b>	<b>60</b>	<b>61</b>
Parole Violators Confined	8	13	11	8	6	4	2	3	1	5	5	4	3
<b>GRAND TOTAL</b>	<b>58</b>	<b>63</b>	<b>67</b>	<b>61</b>	<b>61</b>	<b>63</b>	<b>54</b>	<b>49</b>	<b>55</b>	<b>60</b>	<b>61</b>	<b>64</b>	<b>64</b>



**Parole Granting Rate  
February 1999 - June 2001**

	<b>Full Panel Hearings</b>	<b>Administrative Reviews</b>
<b>February</b>	67%	60%
<b>March</b>	53%	67%
<b>April</b>	58%	54%
<b>May</b>	64%	54%
<b>June</b>	66%	70%
<b>July</b>	64%	76%
<b>August</b>	71%	71%
<b>September</b>	72%	65%
<b>October</b>	69%	75%
<b>November</b>	69%	60%
<b>December</b>	68%	69%
<b>January</b>	67%	76%
<b>February</b>	65%	66%
<b>March</b>	67%	67%
<b>April</b>	66%	69%
<b>May</b>	69%	67%
<b>June</b>	67%	69%
<b>July</b>	73%	74%
<b>August</b>	78%	72%
<b>September</b>	72%	69%
<b>October</b>	78%	66%
<b>November</b>	68%	73%
<b>December</b>	80%	64%
<b>January</b>	70%	65%
<b>February</b>	75%	79%
<b>March</b>	74%	77%
<b>April</b>	78%	71%
<b>May</b>	80%	73%
<b>June</b>	67%	77%
<b>Average:</b>	69%	69%