


STATE OF CONNECTICUT

Connecticut Parole and Community Services
Monthly Report



MAY 2001

(MAY 2000 to MAY 2001)

Prepared by
Jerry Stowell

FOR
BOARD OF PARDONS & PAROLES (BOPP)
AND
DEPARTMENT OF CORRECTION (DOC)
Parole and Community Services Division

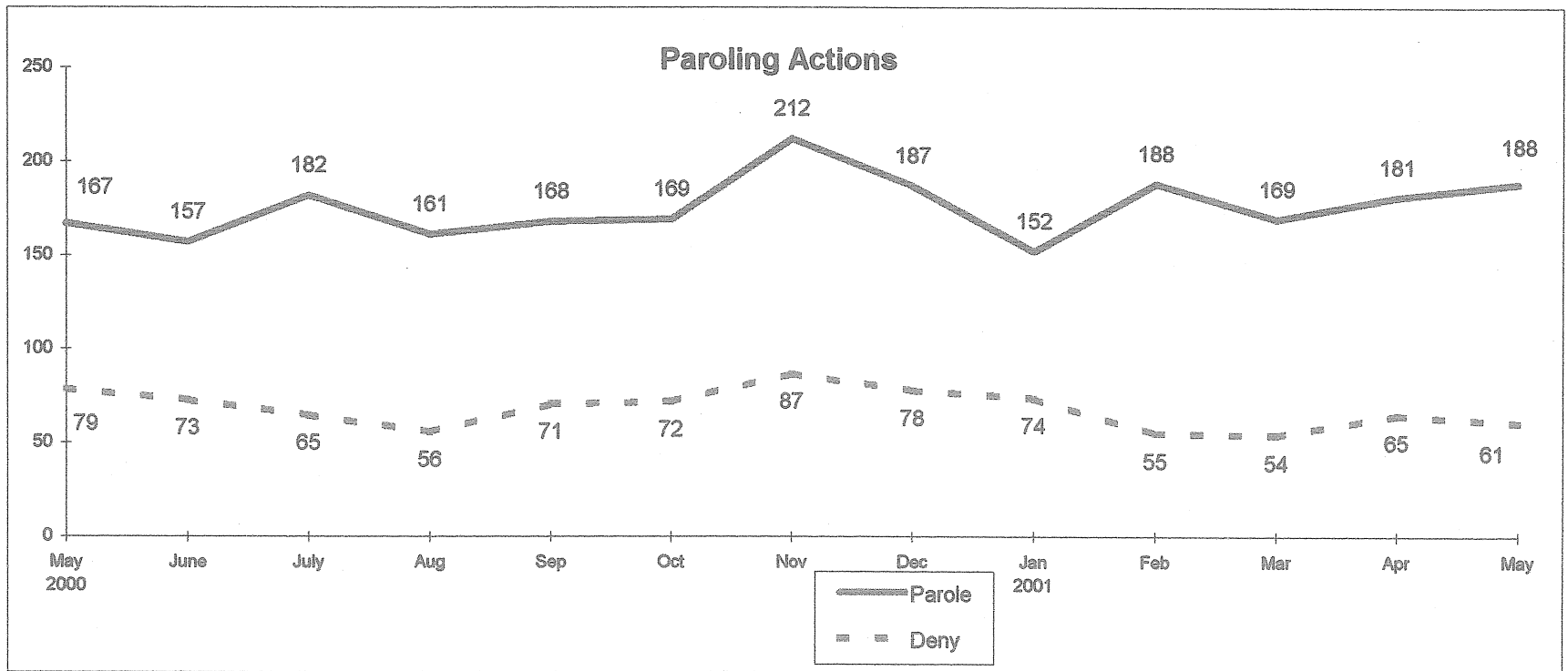
**Correctional Population and Parole Eligibility
May 31, 2001**

Confined Population	16,982		
(Unsentenced and Special Inmates)	(3,367)	Balance	13,615
(Sentences 2 Years & Less, Cuscom, New Admits)	(4,188)	Balance	9,427
(Parole Ineligible, crime committed)	(647)	Balance	8,780
(SRG Classification)	(297)	Balance	8,483
(Wright Decision Cases)	(357)	Balance	8,126
(Level 5 Classification)	(69)	Balance	8,057
(Chronic Disciplinary Unit Classification)	(46)		
Population Eligible for Parole Consideration	8,011		

**Connecticut Board of Parole
Hearings Division Monthly Statistics
May 31, 2001**

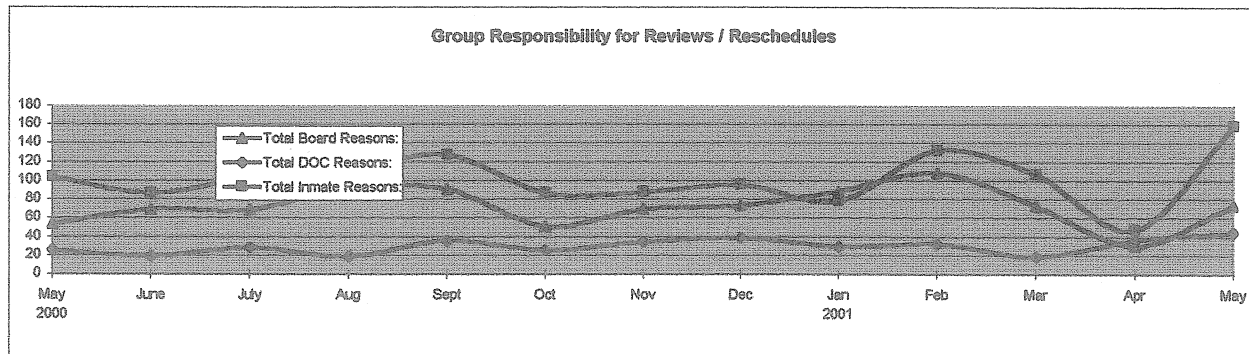
	2000								2001					12 Mo.
	May	June	July	Aug	Sep	Oct	Nov	Dec	Jan	Feb	Mar	Apr	May	Totals
Full Panel Actions														
Parole	56	62	79	62	73	64	80	87	65	75	70	77	75	869
Deny	25	31	29	17	29	18	37	22	28	25	24	22	19	301
Medical Parole	0	0	0	0	2	0	0	0	0	0	0	0	0	2
Revoke	45	34	30	29	39	43	48	39	24	33	7	23	40	389
Revoke & Reparole	7	7	5	8	12	8	16	13	10	10	15	5	12	121
Rescind	22	20	10	11	10	1	9	11	10	8	2	5	9	106
Rescind & Reparole	9	13	16	13	10	8	19	18	13	10	9	16	6	151
Early Parole Discharge	0	0	0	0	0	0	0	0	0	0	0	0	0	0
Total Full Panel Actions	164	167	169	140	175	142	209	190	150	161	127	148	161	1939
Administrative Review Actions														
Parole	111	95	103	99	95	105	132	100	87	113	99	104	113	1245
Deny	54	42	36	39	42	54	50	56	46	30	30	43	42	510
Total Admin. Review Actions	165	137	139	138	137	159	182	156	133	143	129	147	155	1755
Staff Actions														
Case Review	58	21	26	32	35	23	36	27	35	24	52	35	30	376
Review & Reschedule	126	156	176	193	220	141	157	182	163	251	147	93	286	2165
Close Interest	75	51	53	68	84	79	59	63	44	96	60	33	107	797
Total Actions	588	532	563	571	651	544	643	618	525	675	515	456	739	7032
Total Hearing Dates	19	18	16	18	20	17	17	17	19	19	20	20	20	221
Parole Grant Rate														
Full Panels	69%	67%	73%	78%	72%	78%	68%	80%	70%	75%	74%	78%	80%	74%
Administrative Reviews	67%	69%	74%	72%	69%	66%	73%	64%	65%	79%	77%	71%	73%	71%

Connecticut Board of Parole
Hearings Division Monthly Statistics
May 31, 2001



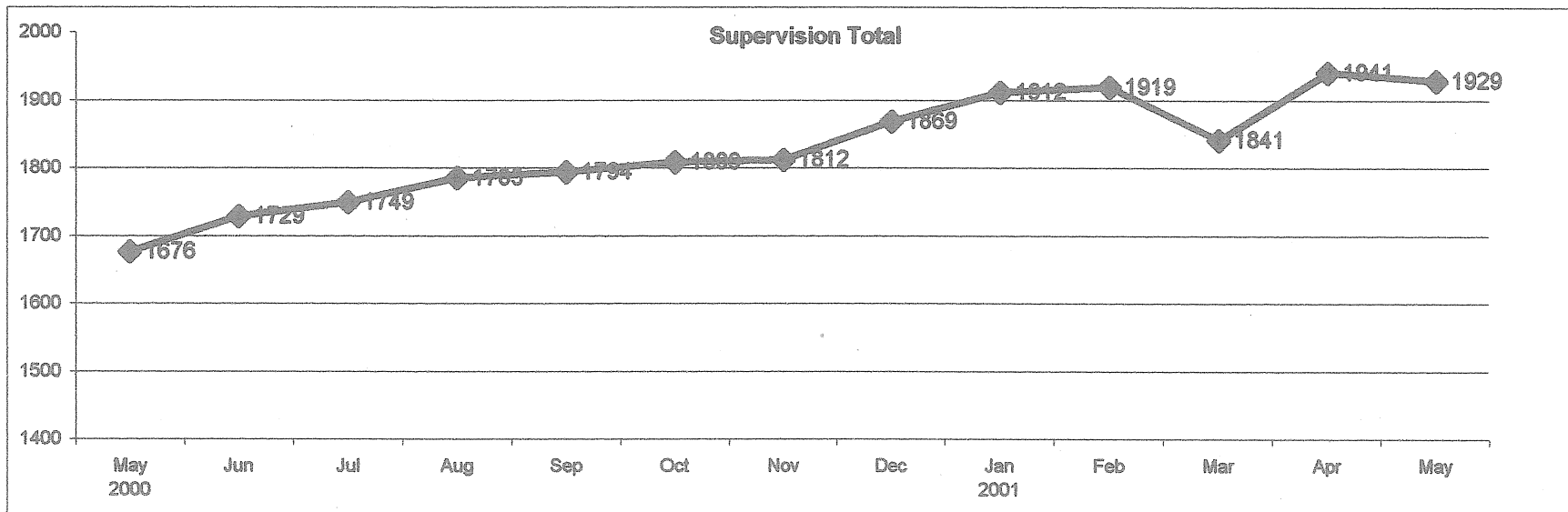
**Connecticut Board of Parole
Types of Review and Rescheduling Activities
May 2001**

	2000					2001					Apr	May	
	May	June	July	Aug	Sept	Oct	Nov	Dec	Jan	Feb			Mar
Inmate-Related Reasons:													
Regular Hearings													
In Seg/Punitive Seg	2	3	4	5	7	7	3	10	4	7	2	2	8
Inmate's Request	0	0	0	0	2	0	1	0	0	1	0	2	2
Pending Charges	19	23	28	18	21	27	29	13	11	36	20	5	44
Pending DR	0	0	0	0	1	0	0	0	0	0	0	0	0
SRG Affiliation	18	22	30	23	20	23	15	21	17	41	21	3	48
Pending Waiver	0	0	0	0	0	0	0	0	0	0	0	0	0
85% Status	6	18	15	34	42	6	3	24	11	23	12	1	27
Case Review	58	21	26	32	35	23	36	27	35	24	52	35	30
Revocation Hearings:													
Attorney	0	0	0	0	0	0	1	0	0	1	0	0	0
Pending Charges	1	0	1	1	0	1	0	1	1	0	0	0	0
Total Inmate Reasons:	104	87	104	113	128	87	88	96	79	133	107	48	159
DOC-Related Reasons													
Regular Hearings													
Transportation	22	13	26	16	30	21	23	26	21	19	17	31	33
Awaiting MH Evaluation	4	7	3	3	6	5	12	13	9	14	2	6	12
Total DOC Reasons:	26	20	29	19	36	26	35	39	30	33	19	37	45
Board-Related Reasons													
Regular Hearings													
Additional Info	9	20	16	15	29	9	26	20	21	20	10	13	24
Additional Offense Info	8	17	13	13	13	12	14	9	21	16	15	9	11
Hearing Cancelled	0	0	0	0	0	0	0	0	8	12	0	3	0
Ineligible-PE date	10	13	8	17	22	9	13	24	17	37	20	2	2
No Parole Package	0	0	0	0	0	0	0	0	0	0	0	0	0
Awaiting Sex Offender Eval	6	1	1	5	9	8	7	7	12	6	6	0	0
Other	21	19	31	43	18	13	10	14	10	18	22	4	37
Total Board Reasons:	54	70	69	93	91	51	70	74	89	109	73	31	74
All Reasons:	184	177	202	225	255	164	193	209	198	275	199	116	278



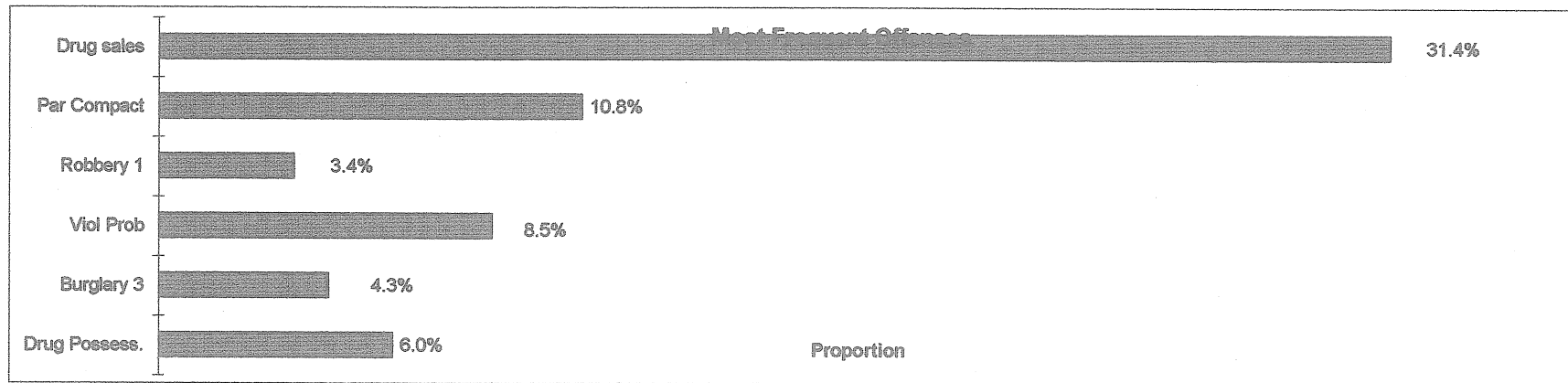
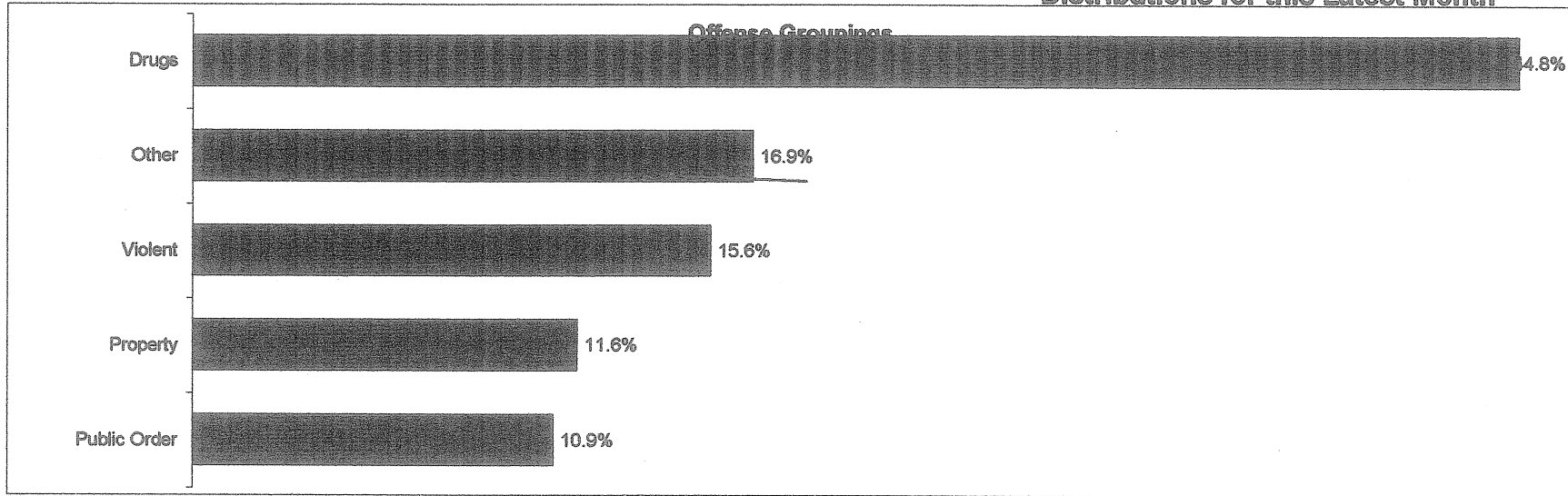
Connecticut Board of Parole Parole Supervision Caseload May 31, 2001

	2000					2001							12 Mo	
	May	Jun	Jul	Aug	Sep	Oct	Nov	Dec	Jan	Feb	Mar	Apr	May	Avg.
CT Parolees Supervised in CT	1358	1373	1389	1435	1452	1456	1470	1501	1550	1548	1512	1602	1618	1492
Out Of State Parolees Supervised in CT	167	166	171	158	155	159	158	179	181	191	180	193	188	173
CT Supervision Total:	1525	1539	1560	1593	1607	1615	1628	1680	1731	1739	1692	1795	1806	1665
CT Parolees Supervised Out of State	151	190	189	192	187	194	184	189	181	180	149	146	123	175
Supervision Total:	1676	1729	1749	1785	1794	1809	1812	1869	1912	1919	1841	1941	1929	1841
Parole Violators Confined	140	152	161	165	199	214	199	192	185	180	194	220	231	191
GRAND TOTAL	1816	1881	1910	1950	1993	2023	2011	2061	2097	2099	2035	2161	2160	2032



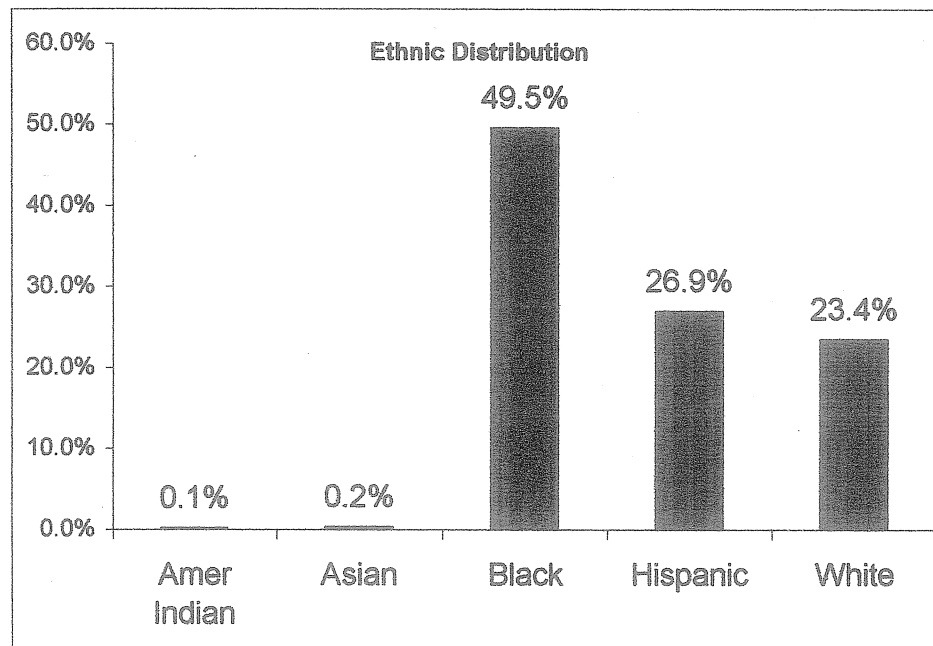
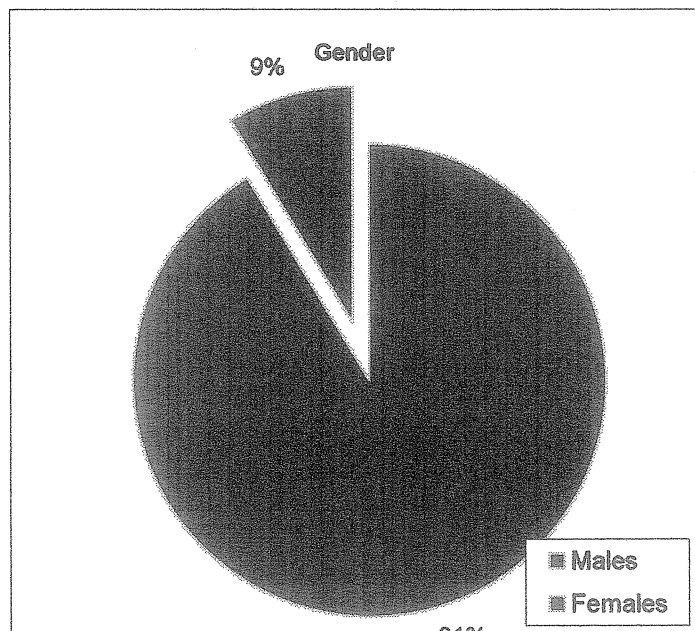
Connecticut Board of Parole Parole Supervision Caseload May 31, 2001

Distributions for this Latest Month



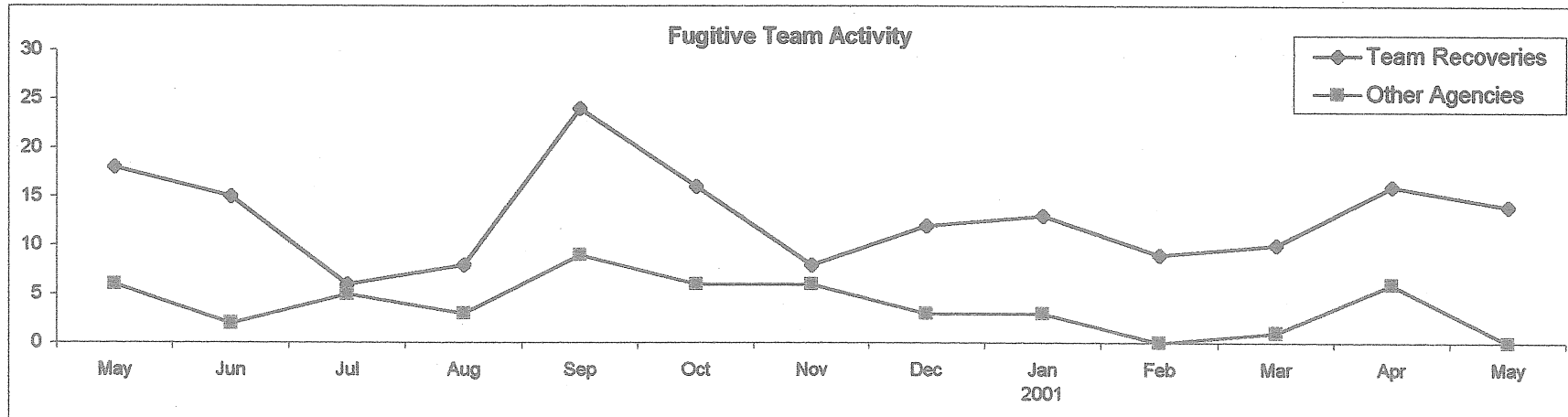
**Connecticut Board of Parole
Parole Supervision Caseload
May 31, 2001**

Distributions for this Latest Month



**Connecticut Board of Parole
Parole Supervision Caseload
May 31, 2001**

Unit Activities



**Connecticut Board of Parole
Parole Supervision Caseload
May 31, 2001**

Parolee Employment Information

	2000								2001				
	May	Jun	Jul	Aug	Sep	Oct	Nov	Dec	Jan	Feb	Mar	Apr	May
Number of Parolees Employed:	1291	1288	1315	1343	1328	1315	1352	1387	1414	1426	1374	1455	1466
Parolees Unemployable:	120	133	118	105	127	144	123	140	158	153	141	168	173
Proportion Employed:	92%	92%	91%	90%	90%	89%	90%	90%	90%	90%	89%	89%	90%
Number Active in Parole Works:	47	61	58	62	72	77	77	76	116	107	100	95	94
# Community Service Hours:	868	751	531	1042	764	655	508	372	778	691	811	1108	933

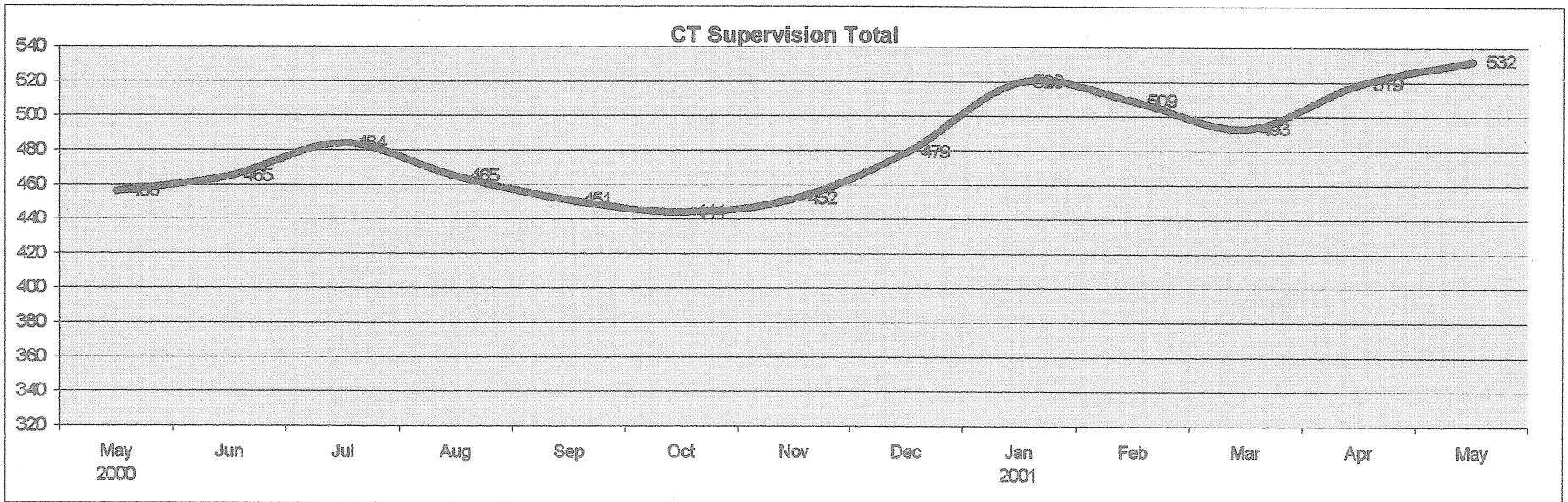
**Parole Granting Rate
February 1999 - May 2001**

	Full Panel Hearings	Administrative Reviews
February	67%	60%
March	53%	67%
April	58%	54%
May	64%	54%
June	66%	70%
July	64%	76%
August	71%	71%
Septembe	72%	65%
October	69%	75%
November	69%	60%
December	68%	69%
January	67%	76%
February	65%	66%
March	67%	67%
April	66%	69%
May	69%	67%
June	67%	69%
July	73%	74%
August	78%	72%
Septembe	72%	69%
October	78%	66%
November	68%	73%
December	80%	64%
January	70%	65%
February	75%	79%
March	74%	77%
April	78%	71%
May	80%	73%
Average:	70%	69%

Parole Supervision Caseload May 31, 2001

Bridgeport District Office Supervision Caseload

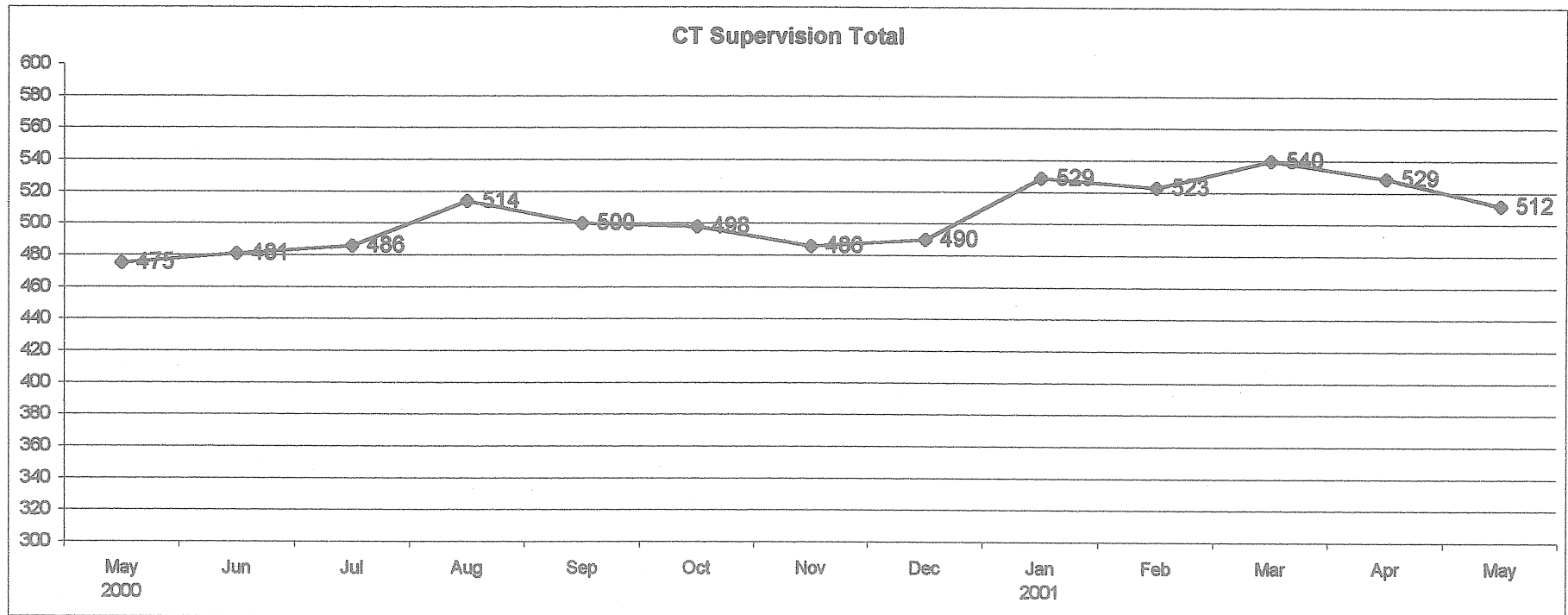
	2000						2001						
	May	Jun	Jul	Aug	Sep	Oct	Nov	Dec	Jan	Feb	Mar	Apr	May
CT Parolees Supervised in CT	407	411	427	415	406	402	406	426	462	442	425	449	462
Out Of State Parolees Supervised in CT	49	54	57	50	45	42	46	53	58	67	68	70	70
CT Supervision Total:	456	465	484	465	451	444	452	479	520	509	493	519	532
Parole Violators Confined	38	45	43	48	66	70	60	56	64	63	74	68	56
GRAND TOTAL	494	510	527	513	517	514	512	535	584	572	567	587	588



Parole Supervision Caseload May 31, 2001

Hartford District Office Supervision Caseload

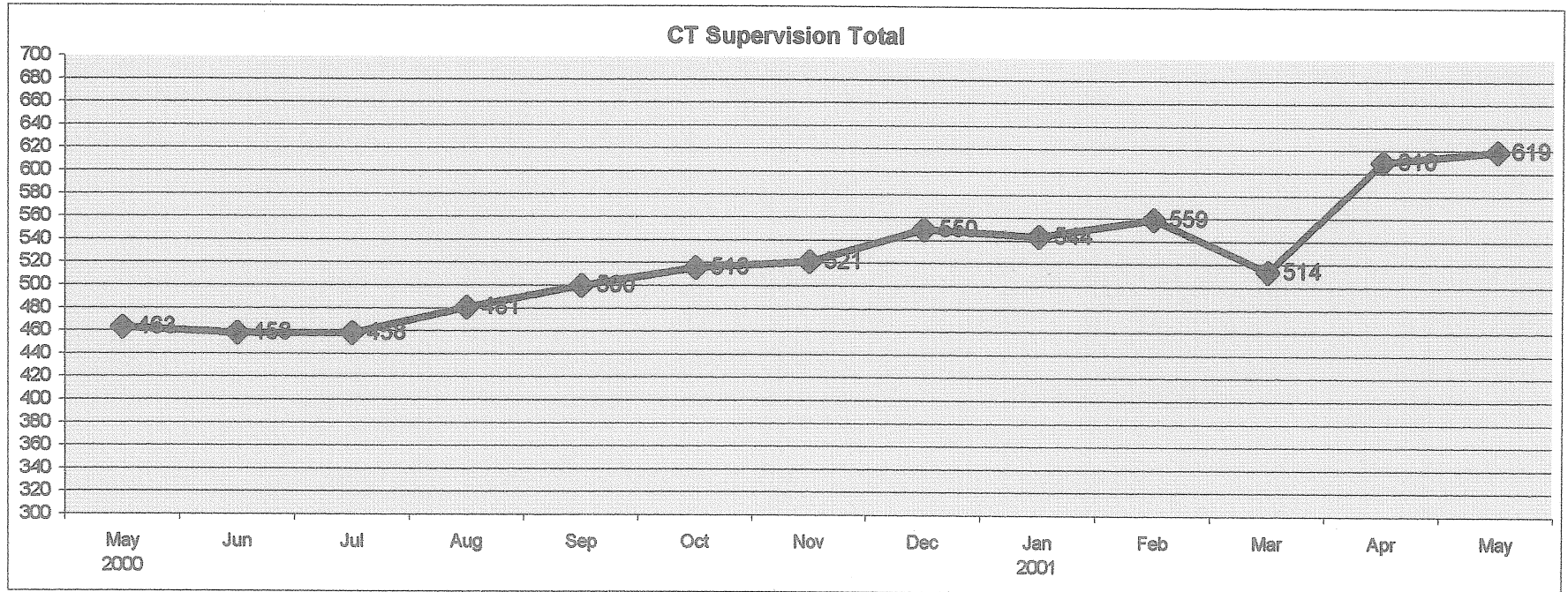
	2000							2001						
	May	Jun	Jul	Aug	Sep	Oct	Nov	Dec	Jan	Feb	Mar	Apr	May	
CT Parolees Supervised in CT	436	444	448	474	460	457	447	444	481	475	493	475	466	
Out Of State Parolees Supervised in CT	39	37	38	40	40	41	39	46	48	48	47	54	46	
CT Supervision Total:	475	481	486	514	500	498	486	490	529	523	540	529	512	
Parole Violators Confined	52	48	54	56	74	69	70	68	62	64	70	70	79	
GRAND TOTAL	527	529	540	570	574	567	556	558	591	587	610	599	591	



Parole Supervision Caseload May 31, 2001

New Haven District Office Supervision Caseload

	2000							2001						
	May	Jun	Jul	Aug	Sep	Oct	Nov	Dec	Jan	Feb	Mar	Apr	May	
CT Parolees Supervised in CT	398	397	396	427	444	457	465	490	486	500	464	553	558	
Out Of State Parolees Supervised in CT	65	61	62	54	56	59	56	60	58	59	50	57	61	
CT Supervision Total:	463	458	458	481	500	516	521	550	544	559	514	610	619	
Parole Violators Confined	40	48	46	46	46	63	58	60	49	47	39	39	58	
GRAND TOTAL	503	506	504	527	546	579	579	610	593	606	553	649	677	

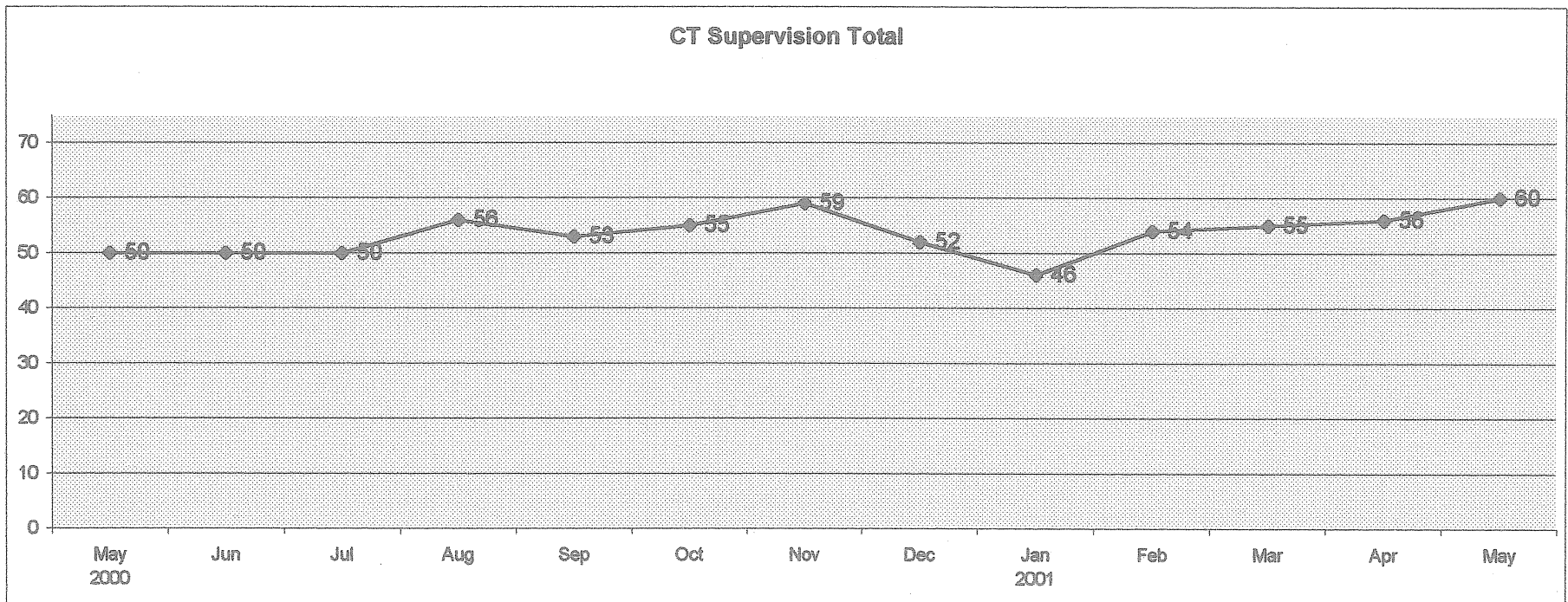


Parole Supervision Caseload

May 31, 2001

Zero Tolerance Caseload

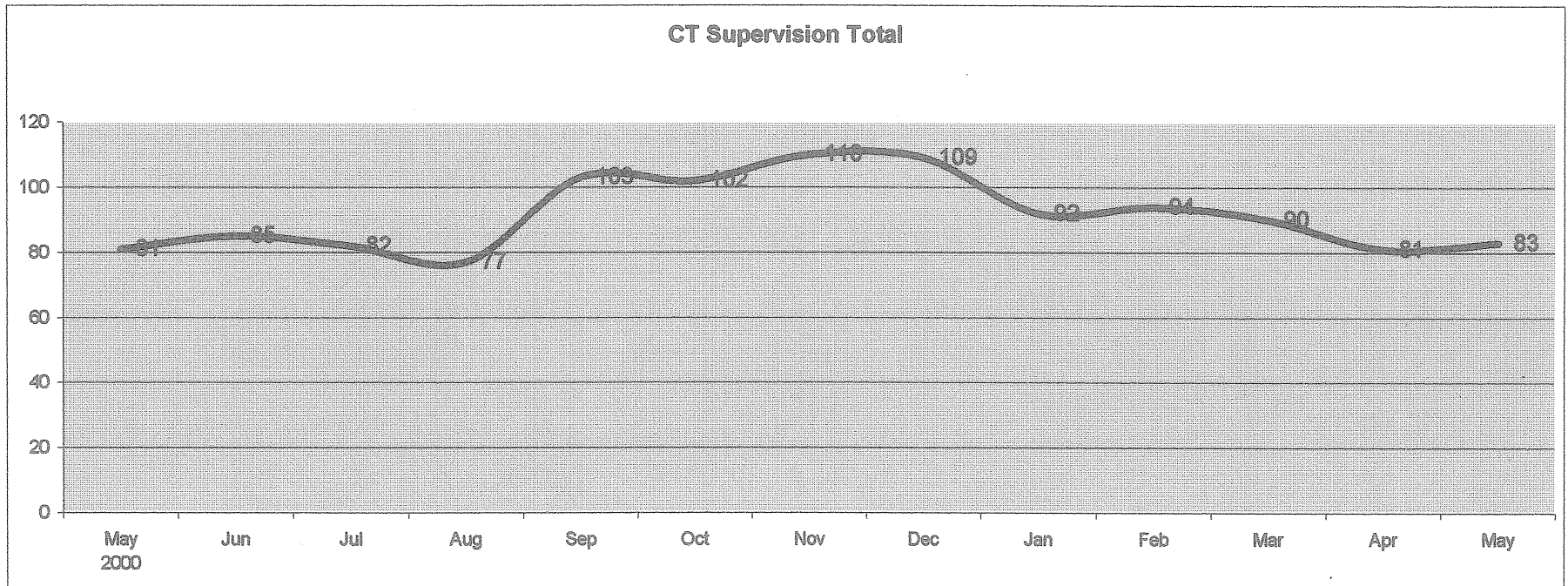
	2000							2001					
	May	Jun	Jul	Aug	Sep	Oct	Nov	Dec	Jan	Feb	Mar	Apr	May
CT Parolees Supervised in CT	50	50	50	56	53	55	59	52	44	52	55	56	60
Out Of State Parolees Supervised in CT	0	0	0	0	0	0	0	0	2	2	0	0	0
CT Supervision Total:	50	50	50	56	53	55	59	52	46	54	55	56	60
Parole Violators Confined	5	8	13	11	8	6	4	2	3	1	5	5	4
GRAND TOTAL	55	58	63	67	61	61	63	54	49	55	60	61	64



Parole Supervision Caseload May 31, 2001

Special Management Supervision Caseload

	2000												
	May	Jun	Jul	Aug	Sep	Oct	Nov	Dec	Jan	Feb	Mar	Apr	May
CT Parolees Supervised in CT	67	71	68	63	89	85	93	89	77	79	75	69	72
Out Of State Parolees Supervised in CT	14	14	14	14	14	17	17	20	15	15	15	12	11
CT Supervision Total:	81	85	82	77	103	102	110	109	92	94	90	81	83
Parole Violators Confined	5	3	5	4	5	6	7	6	7	5	6	10	10
GRAND TOTAL	86	88	87	81	108	108	117	115	99	99	96	91	93



Violation Reports

May 1, 2001 - May 31, 2001

<i>Office</i>	<i>Parole Officer</i>	<i>Absconder</i>	<i>Criminal</i>	<i>Technical</i>	<i>Total</i>
<i>Bridgeport</i>					
	Bouley	1			1
	DeLucia			1	1
	Emielita		1		1
	Holmes			1	1
	O'Reilly	2	1		3
	Tomaszewski		2	2	4
	Office Total	3	4	4	11
<i>Hartford</i>					
	Banas	3	1	2	6
	Boleski		2	1	3
	Casanova	1	1	5	7
	Corris	1		1	2
	Edwards			3	3
	Hyman		2	1	3
	Knapp			1	1
	Mills			2	2
	Sparks		1	1	2
	Office Total	5	7	17	29
<i>New Haven</i>					
	Duca		1	2	3
	Fleming		1		1
	Greene			1	1
	Hill			1	1
	Hogan			1	1
	Nelson		1	1	2
	Runlett	2		2	4
	Watts		2	1	3
	Office Total	2	5	9	16

Tuesday, June 12, 2001

<i>Office</i>	<i>Parole Officer</i>	<i>Absconder</i>	<i>Criminal</i>	<i>Technical</i>	<i>Total</i>
<i>Special Management</i>					
	Noto	1	2		3
	Szydlo		1		1
	Office Total	1	3		4
<i>Grand Total</i>		11	19	30	60

** Source: Hearings Division Warrant Requests and Interstate Reports*