


STATE OF CONNECTICUT

Connecticut Parole and Community Services
Monthly Report



APRIL 2001
(APRIL 2000 to APRIL 2001)

Prepared by
Jerry Stowell

FOR
BOARD OF PARDONS & PAROLES (BOPP)
AND
DEPARTMENT OF CORRECTION (DOC)
Parole and Community Services Division

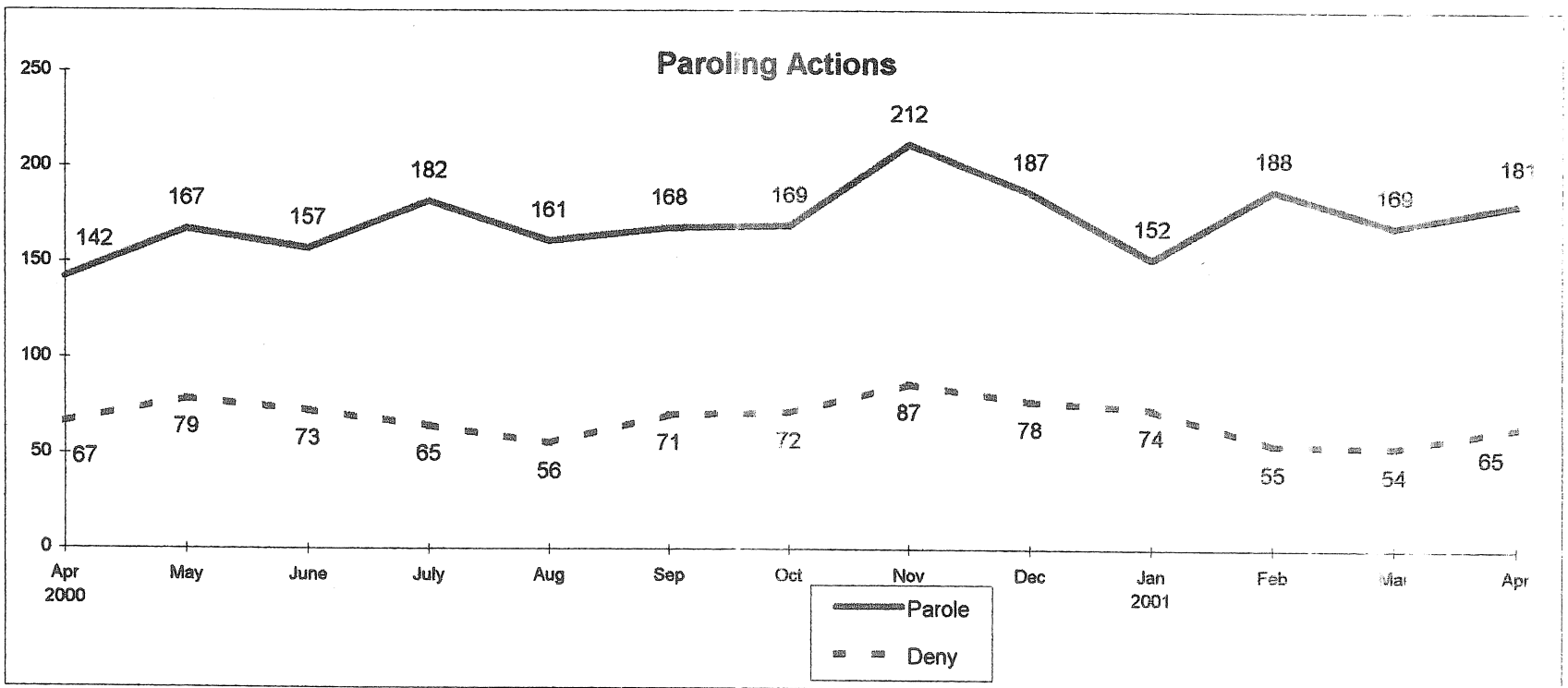
**Correctional Population and Parole Eligibility
April 30, 2001**

Confined Population	16,987		
(Unsentenced and Special Inmates)	(3,382)	Balance	13,605
(Sentences 2 Years & Less, Cuscom, New Admits)	(4,192)	Balance	9,413
(Parole Ineligible, crime committed)	(653)	Balance	8,760
(SRG Classification)	(304)	Balance	8,456
(Wright Decision Cases)	(369)	Balance	8,087
(Level 5 Classification)	(70)	Balance	8,017
(Chronic Disciplinary Unit Classification)	(42)		
Population Eligible for Parole Consideration	7,975		

**Connecticut Board of Parole
Hearings Division Monthly Statistics
April 30, 2001**

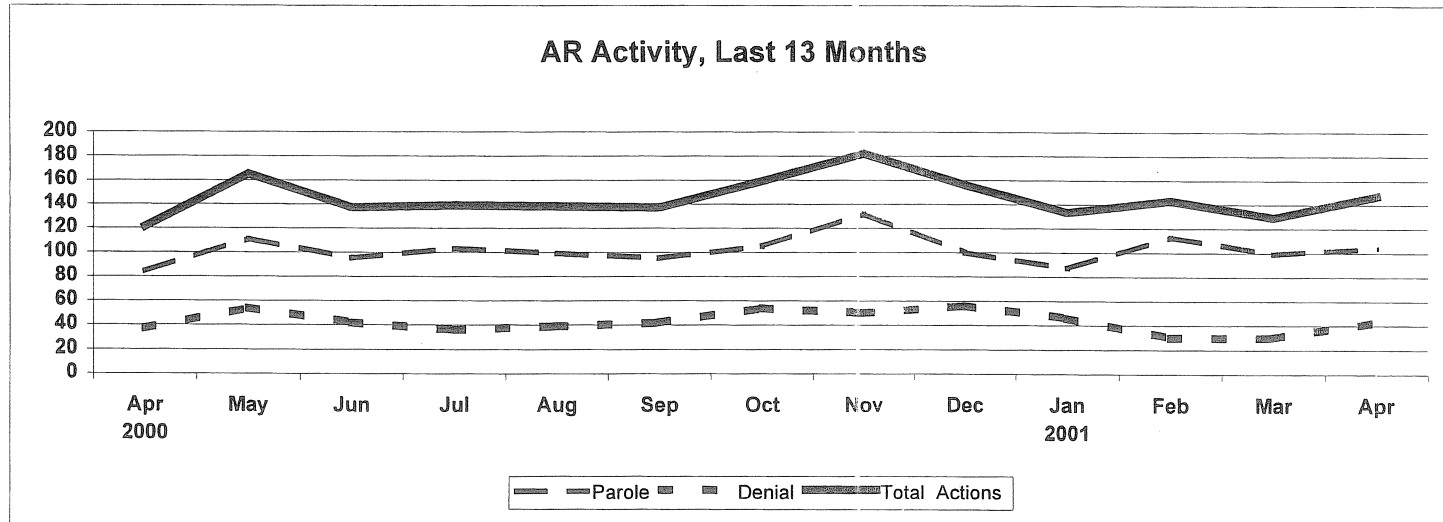
	2000									2001				12 Mo.
	Apr	May	June	July	Aug	Sep	Oct	Nov	Dec	Jan	Feb	Mar	Apr	Totals
Full Panel Actions														
Parole	58	56	62	79	62	73	64	80	87	65	75	70	77	831
Deny	30	25	31	29	17	29	18	37	22	28	25	24	22	315
Medical Parole	0	0	0	0	0	2	0	0	0	0	0	0	0	2
Revoke	33	45	34	30	29	39	43	48	39	24	33	7	23	404
Revoke & Reparole	7	7	7	5	8	12	8	16	13	10	10	15	5	118
Rescind	10	22	20	10	11	10	1	9	11	10	8	2	5	124
Rescind & Reparole	9	9	13	16	13	10	8	19	18	13	10	9	16	147
Early Parole Discharge	0	0	0	0	0	0	0	0	0	0	0	0	0	0
Total Full Panel Actions	147	164	167	169	140	175	142	209	190	150	161	127	148	1941
Administrative Review Actions														
Parole	84	111	95	103	99	95	105	132	100	87	113	99	104	1223
Deny	37	54	42	36	39	42	54	50	56	46	30	30	43	516
Total Admin. Review Actions	121	165	137	139	138	137	159	182	156	133	143	129	147	1739
Staff Actions														
Case Review	27	58	21	26	32	35	23	36	27	35	24	52	35	396
Review & Reschedule	124	126	156	176	193	220	141	157	182	163	251	147	93	2036
Close Interest	69	75	51	53	68	84	79	59	63	44	96	60	33	801
Total Actions	488	588	532	563	571	651	544	643	618	525	675	515	456	6913
Total Hearing Dates	16	19	18	16	18	20	17	17	17	19	19	20	20	216
Parole Grant Rate														
Full Panels	66%	69%	67%	73%	78%	72%	78%	68%	80%	70%	75%	74%	78%	73%
Administrative Reviews	69%	67%	69%	74%	72%	69%	66%	73%	64%	65%	79%	77%	71%	70%

Connecticut Board of Parole
Hearings Division Monthly Statistics
April 30, 2001



**Connecticut Board of Parole
Hearings Division Monthly Statistics
Administrative Reviews
April 30, 2001**

	2000										2001			
	Apr	May	Jun	Jul	Aug	Sep	Oct	Nov	Dec	Jan	Feb	Mar	Apr	
Parole	84	111	95	103	99	95	105	132	100	87	113	99	104	
Denial	37	54	42	36	39	42	54	50	56	46	30	30	43	
Medical Parole	0	0	0	0	0	0	0	0	0	0	0	0	0	
Total Actions	121	165	137	139	138	137	159	182	156	133	143	129	147	



**Connecticut Board of Parole
Hearings Division Monthly Statistics**

Current Location

April 30, 2001

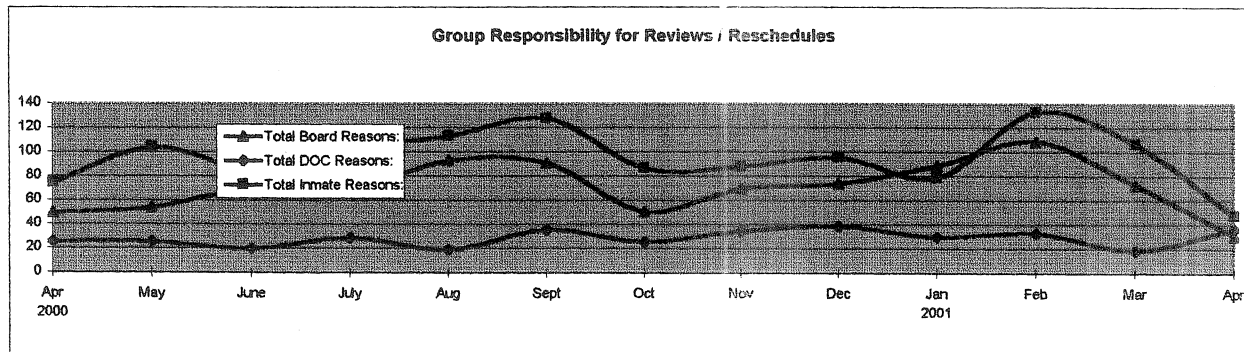
Persons Granted Parole via Administrative Reviews

Granting Month

Location	2000								2001				12 Mo.
	May	June	Jul	Aug	Sep	Oct	Nov	Dec	Jan	Feb	Mar	Apr	Total
CT Parole Supervision	1	0	0	1	1	1	0	0	0	0	1	1	6
Out-of State Parole Supervision	0	0	0	0	0	0	0	0	0	0	0	0	0
Abscond from Parole	0	0	0	0	0	0	0	0	0	0	0	0	0
Halfway House	7	3	3	5	4	8	3	6	3	5	4	4	55
Confined in CT, to be Released	102	92	100	93	89	95	129	94	83	108	94	98	1177
Confined, Out of State	1	0	0	0	1	1	0	0	0	0	0	0	3
Furlough	0	0	0	0	0	0	0	0	0	0	0	0	0
Escaped, Prior to Release	0	0	0	0	0	0	0	0	0	0	0	0	0
Reconfined	0	0	13	0	1	0	0	0	0	0	0	0	14
TS	0	0	0	0	0	0	0	0	0	0	0	0	0
Discharged	0	0	0	0	1	0	1	0	1	0	0	1	4
Total	111	95	116	99	97	105	133	100	87	113	99	104	1259

**Connecticut Board of Parole
Types of Review and Rescheduling Activities
April 2001**

	2000							2001						
	Apr	May	June	July	Aug	Sept	Oct	Nov	Dec	Jan	Feb	Mar	Apr	
<u>Inmate-Related Reasons:</u>														
<u>Regular Hearings</u>														
In Seg/Punitive Seg	3	2	3	4	5	7	7	3	10	4	7	2	2	
Inmate's Request	0	0	0	0	0	2	0	1	0	0	1	0	2	
Pending Charges	24	19	23	28	18	21	27	29	13	11	36	20	5	
Pending DR	0	0	0	0	0	1	0	0	0	0	0	0	0	
SRG Affiliation	11	18	22	30	23	20	23	15	21	17	41	21	3	
Pending Waiver	0	0	0	0	0	0	0	0	0	0	0	0	0	
85% Status	10	6	18	15	34	42	6	3	24	11	23	12	1	
Case Review	27	58	21	26	32	35	23	36	27	35	24	52	35	
<u>Revocation Hearings:</u>														
Attorney	0	0	0	0	0	0	0	1	0	0	1	0	0	
Pending Charges	0	1	0	1	1	0	1	0	1	1	0	0	0	
Total Inmate Reasons:	75	104	87	104	113	128	87	88	96	79	133	107	48	
<u>DOC-Related Reasons</u>														
<u>Regular Hearings</u>														
Transportation	24	22	13	26	16	30	21	23	26	21	19	17	31	
Awaiting MH Evaluation	2	4	7	3	3	6	5	12	13	9	14	2	6	
Total DOC Reasons:	26	26	20	29	19	36	26	35	39	30	33	19	37	
<u>Board-Related Reasons</u>														
<u>Regular Hearings</u>														
Additional Info	9	9	20	16	15	29	9	26	20	21	20	10	13	
Additional Offense Info	17	8	17	13	13	13	12	14	9	21	16	15	9	
Hearing Cancelled	0	0	0	0	0	0	0	0	0	8	12	0	3	
Ineligible-PE date	7	10	13	8	17	22	9	13	24	17	37	20	2	
No Parole Package	0	0	0	0	0	0	0	0	0	0	0	0	0	
Awaiting Sex Offender Eval	4	6	1	1	5	9	8	7	7	12	6	6	0	
Other	13	21	19	31	43	18	13	10	14	10	18	22	4	
Total Board Reasons:	50	54	70	69	93	91	51	70	74	89	109	73	31	
All Reasons:	151	184	177	202	225	255	164	193	209	198	275	199	116	

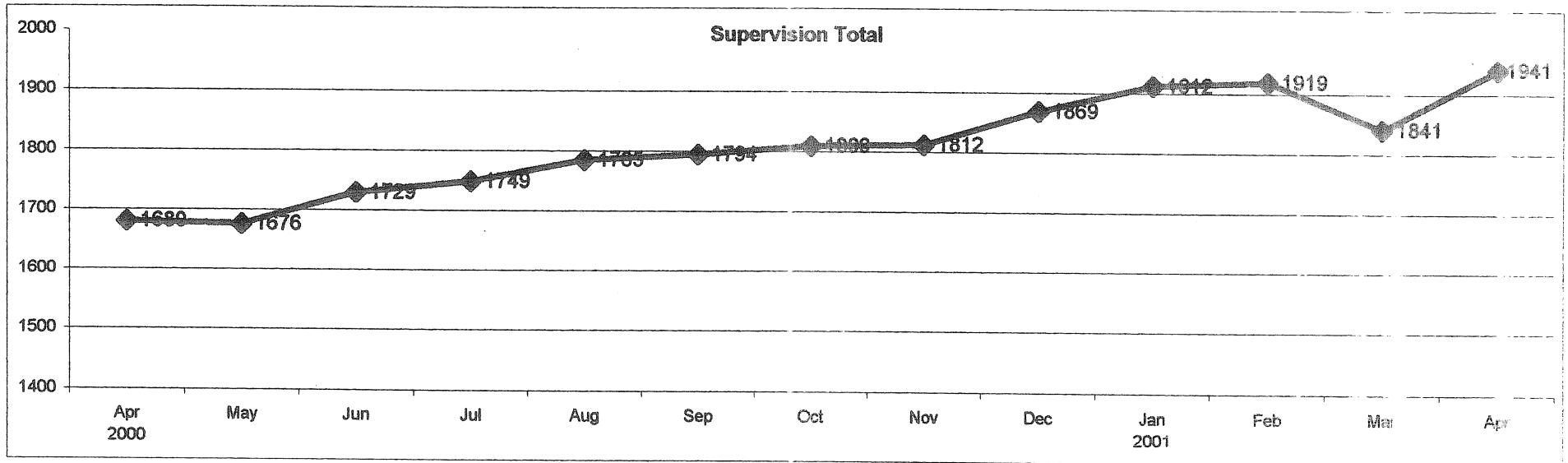


**Parole Granting Rate
February 1999 - April 2001**

	Full Panel Hearings	Administrative Reviews
February	67%	60%
March	53%	67%
April	58%	54%
May	64%	54%
June	66%	70%
July	64%	76%
August	71%	71%
Septembe	72%	65%
October	69%	75%
November	69%	60%
December	68%	69%
January	67%	76%
February	65%	66%
March	67%	67%
April	66%	69%
May	69%	67%
June	67%	69%
July	73%	74%
August	78%	72%
Septembe	72%	69%
October	78%	66%
November	68%	73%
December	80%	64%
January	70%	65%
February	75%	79%
March	74%	77%
April	78%	71%
Average:	69%	68%



Connecticut Board of Parole Parole Supervision Caseload April 30, 2001

	2000					2001								12 Mo Avg.
	Apr	May	Jun	Jul	Aug	Sep	Oct	Nov	Dec	Jan	Feb	Mar	Apr	
CT Parolees Supervised in CT	1334	1358	1373	1389	1435	1452	1456	1470	1501	1550	1548	1512	1602	1471
Out Of State Parolees Supervised in CT	171	167	166	171	158	155	159	158	179	181	191	180	193	172
CT Supervision Total:	1505	1525	1539	1560	1593	1607	1615	1628	1680	1731	1739	1692	1795	1642
CT Parolees Supervised Out of State	175	151	190	189	192	187	194	184	189	181	180	149	146	178
Supervision Total:	1680	1676	1729	1749	1785	1794	1809	1812	1869	1912	1919	1841	1941	1820
Parole Violators Confined	152	140	152	161	165	199	214	199	192	185	180	194	220	183
GRAND TOTAL	1832	1816	1881	1910	1950	1993	2023	2011	2061	2097	2099	2035	2161	2003



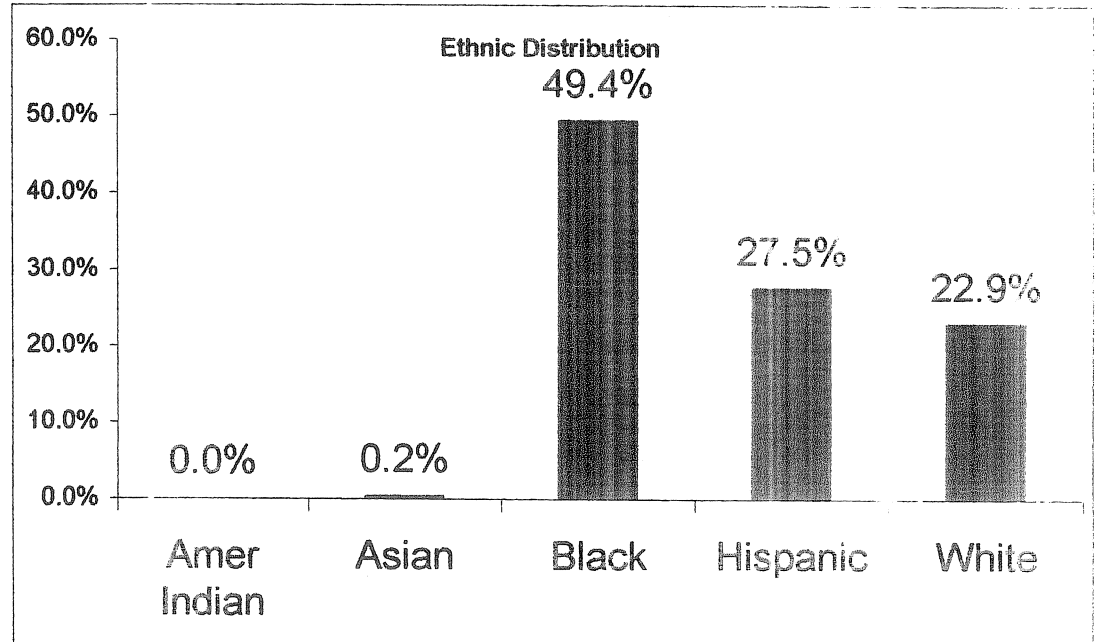
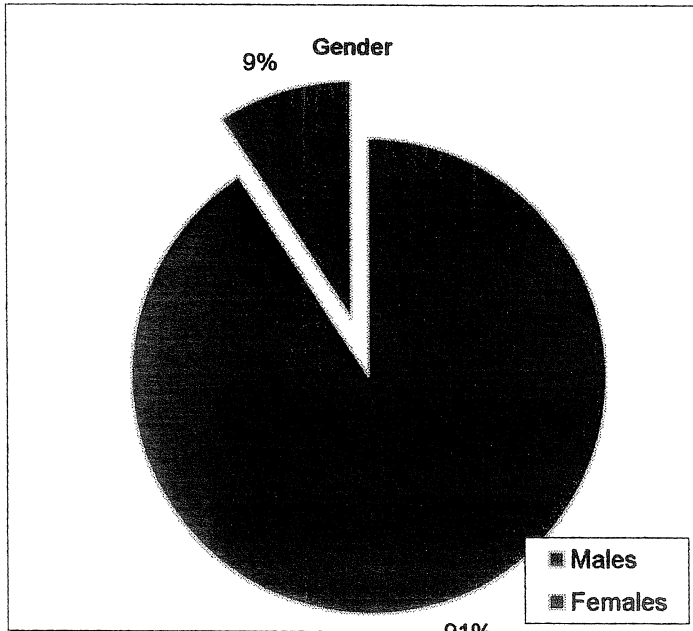
**Connecticut Board of Parole
Parole Supervision Caseload
April 30, 2001**

Distributions for this Latest Month



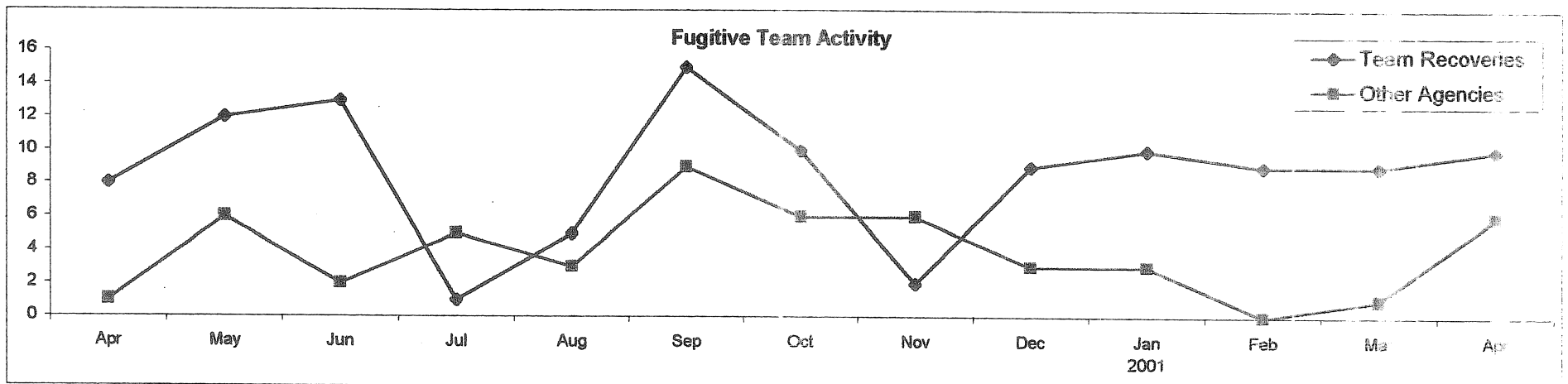
**Connecticut Board of Parole
Parole Supervision Caseload
April 30, 2001**

Distributions for this Latest Month



**Connecticut Board of Parole
Parole Supervision Caseload
April 30, 2001**

Unit Activities



**Connecticut Board of Parole
Parole Supervision Caseload
April 30, 2001**

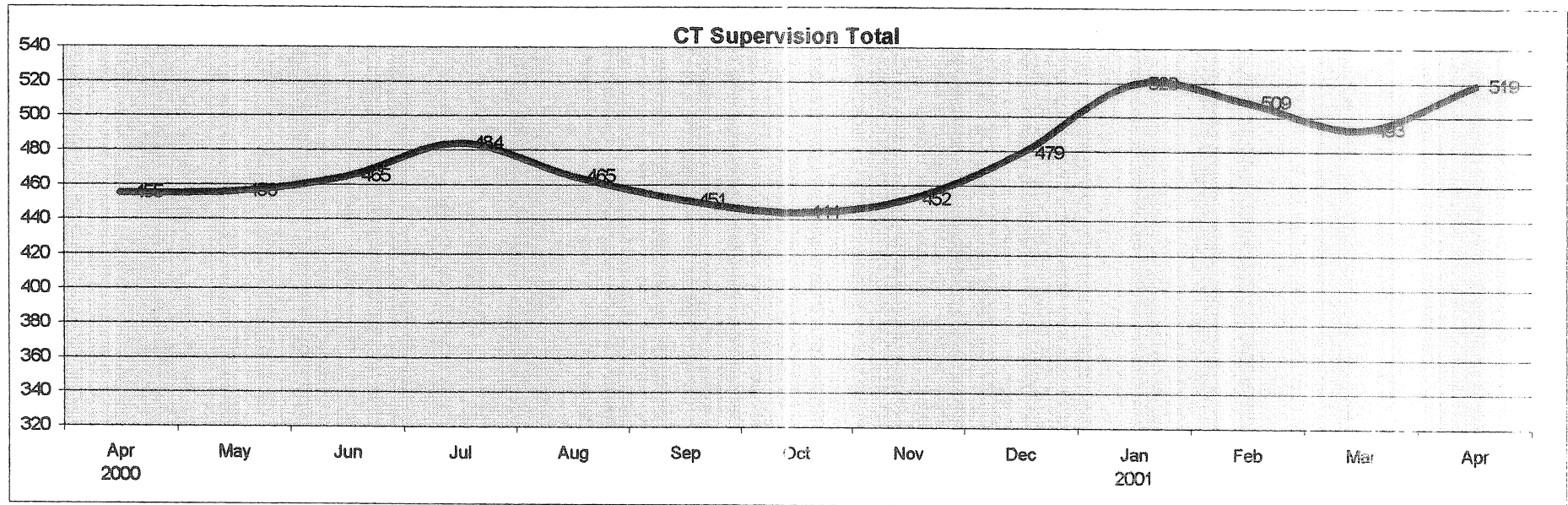
Parolee Employment Information

	2000										2001			
	Apr	May	Jun	Jul	Aug	Sep	Oct	Nov	Dec	Jan	Feb	Mar	Apr	
Number of Parolees Employed:	1257	1291	1288	1315	1343	1328	1315	1352	1387	1414	1426	1374	1455	
Parolees Unemployable:	116	120	133	118	105	127	144	123	140	158	153	141	168	
Proportion Employed:	90%	92%	92%	91%	90%	90%	89%	90%	90%	90%	90%	89%	89%	
Number Active in Parole Works:	60	47	61	58	62	72	77	77	76	116	107	100	95	
# Community Service Hours:	960	868	751	531	1042	764	655	508	372	778	691	811	1108	

Parole Supervision Caseload April 30, 2001

Bridgeport District Office Supervision Caseload

	2000									2001			
	Apr	May	Jun	Jul	Aug	Sep	Oct	Nov	Dec	Jan	Feb	Mar	Apr
CT Parolees Supervised in CT	406	407	411	427	415	406	402	406	426	462	442	425	449
Out Of State Parolees Supervised in CT	49	49	54	57	50	45	42	46	53	58	67	68	70
CT Supervision Total:	455	456	465	484	465	451	444	452	479	520	509	493	519
Parole Violators Confined	40	38	45	43	48	66	70	60	56	34	63	74	68
GRAND TOTAL	495	494	510	527	513	517	514	512	535	584	572	567	587

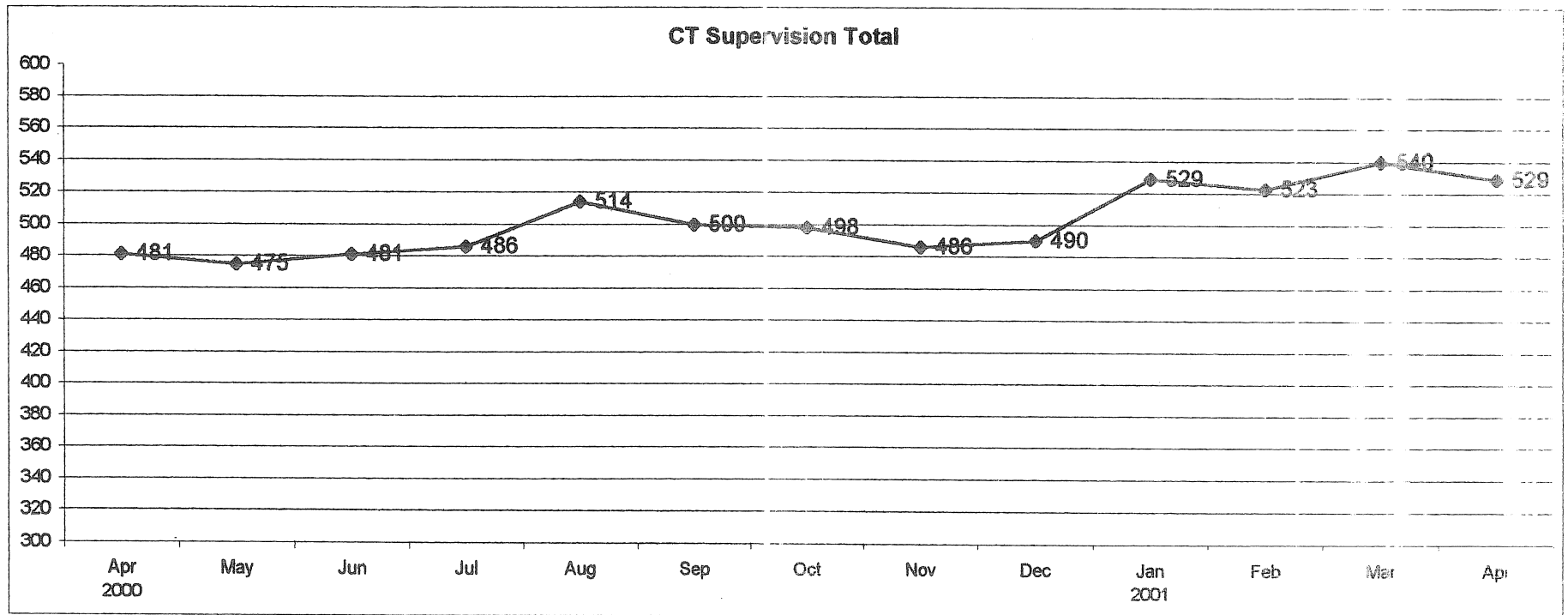


Parole Supervision Caseload

April 30, 2001

Hartford District Office Supervision Caseload

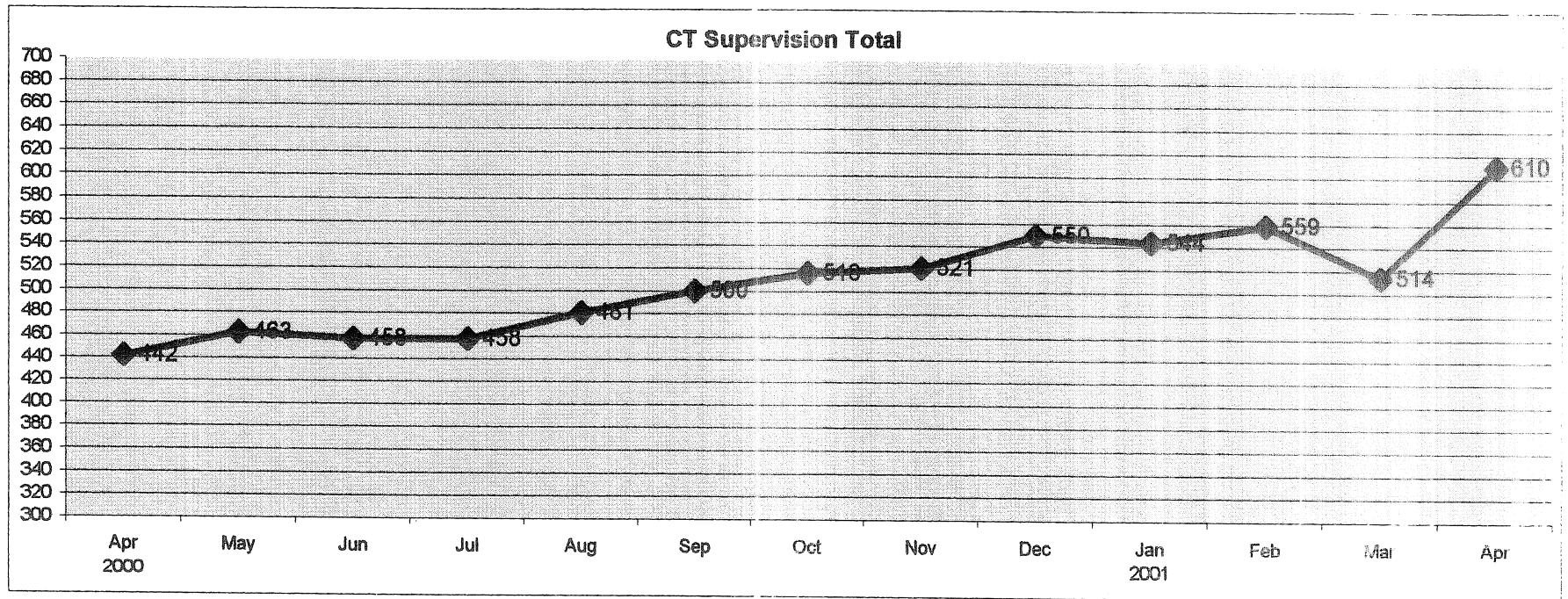
	2000										2001			
	Apr	May	Jun	Jul	Aug	Sep	Oct	Nov	Dec	Jan	Feb	Mar	Apr	
CT Parolees Supervised in CT	439	436	444	448	474	460	457	447	444	481	475	493	475	
Out Of State Parolees Supervised in CT	42	39	37	38	40	40	41	39	46	48	48	47	54	
CT Supervision Total:	481	475	481	486	514	500	498	486	490	529	523	540	529	
Parole Violators Confined	49	52	43	54	56	74	69	70	68	52	64	70	70	
GRAND TOTAL	530	527	529	540	570	574	567	556	558	591	587	610	599	



Parole Supervision Caseload April 30, 2001

New Haven District Office Supervision Caseload

	2000							2001					
	Apr	May	Jun	Jul	Aug	Sep	Oct	Nov	Dec	Jan	Feb	Mar	Apr
CT Parolees Supervised in CT	375	398	397	396	427	444	457	465	490	486	500	464	553
Out Of State Parolees Supervised in CT	67	65	61	62	54	56	59	56	60	58	59	50	57
CT Supervision Total:	442	463	458	458	481	500	516	521	550	544	559	514	610
Parole Violators Confined	55	40	48	46	46	46	63	58	60	49	47	39	39
GRAND TOTAL	497	503	506	504	527	546	579	579	610	593	606	553	649

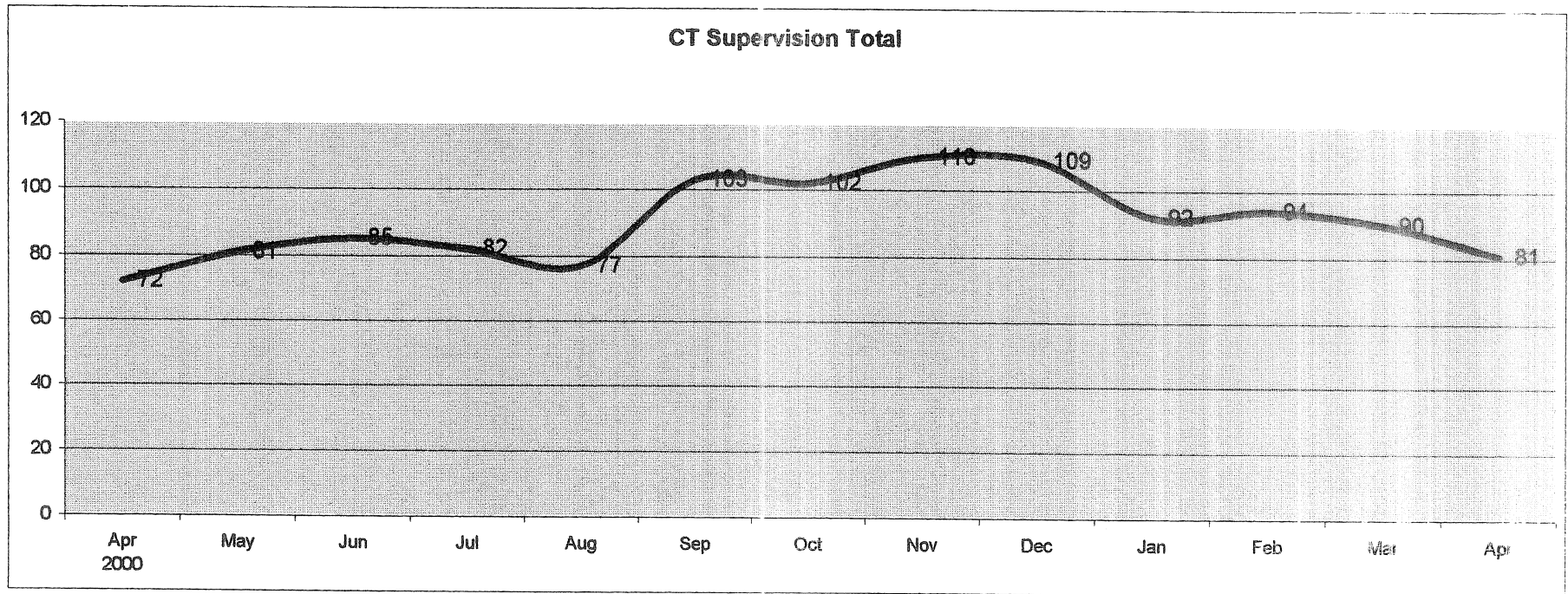


Parole Supervision Caseload

April 30, 2001

Special Management Supervision Caseload

		2000												
		Apr	May	Jun	Jul	Aug	Sep	Oct	Nov	Dec	Jan	Feb	Mar	Apr
CT Parolees Supervised in CT		59	67	71	68	63	89	85	93	89	77	79	75	69
Out Of State Parolees Supervised in CT		13	14	14	14	14	14	17	17	20	15	15	15	12
	CT Supervision Total:	72	81	85	82	77	103	102	110	109	92	94	90	81
Parole Violators Confined		5	5	3	5	4	5	6	7	6	7	5	6	10
	GRAND TOTAL	77	86	88	87	81	108	108	117	115	99	99	96	91

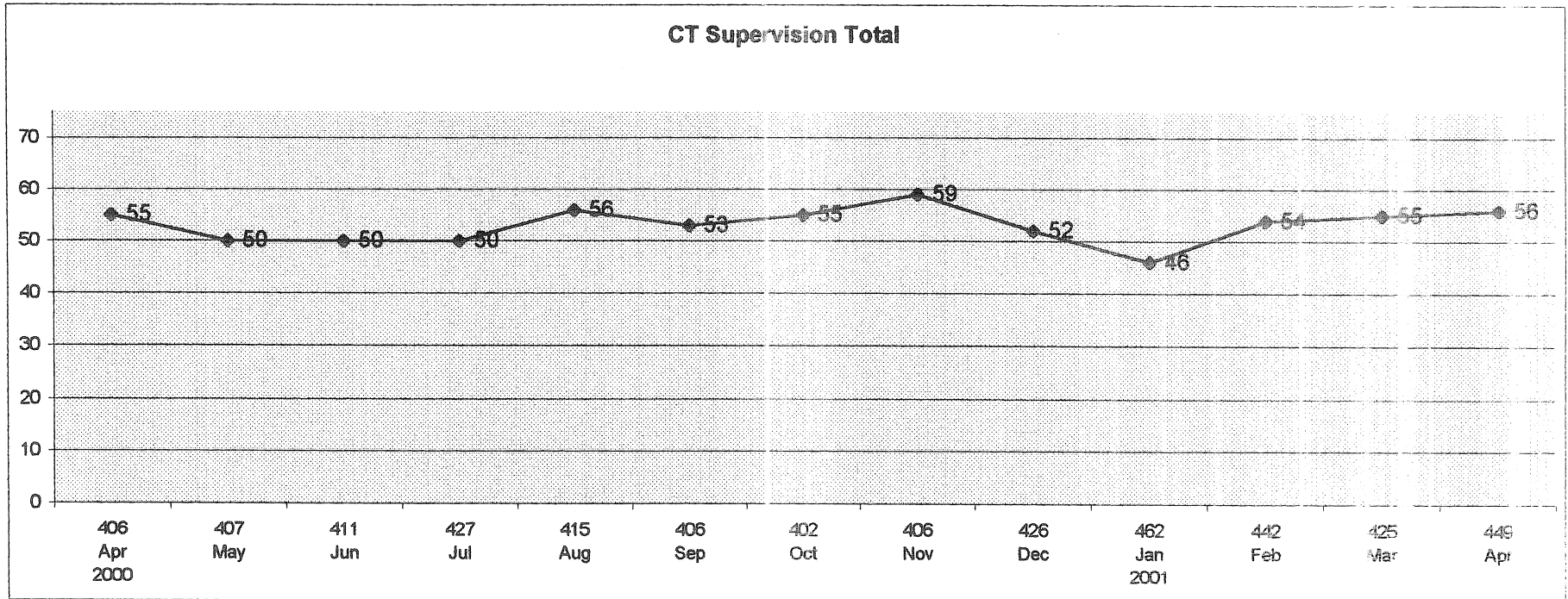


Parole Supervision Caseload

April 30, 2001

Zero Tolerance Caseload

	2000							2001						
	Apr	May	Jun	Jul	Aug	Sep	Oct	Nov	Dec	Jan	Feb	Mar	Apr	
CT Parolees Supervised in CT	55	50	50	50	56	53	55	59	52	44	52	55	56	
Out Of State Parolees Supervised in CT	0	0	0	0	0	0	0	0	0	2	2	0	0	
CT Supervision Total:	55	50	50	50	56	53	55	59	52	46	54	55	56	
Parole Violators Confined	3	5	3	13	11	8	6	4	2	3	1	5	5	
GRAND TOTAL	58	55	53	63	67	61	61	63	54	49	55	60	61	



Violation Reports

April 1, 2001 - April 30, 2001

<i>Office</i>	<i>Parole Officer</i>	<i>Absconder</i>	<i>Criminal</i>	<i>Technical</i>	<i>Total</i>
<i>Bridgeport</i>					
	Bouley	1		1	2
	Defeo			1	1
	Holmes		1		1
	Johnson	1			1
	O'Connor	2			2
	Tomaszewski		2		2
	Office Total	4	3	2	9
<i>Hartford</i>					
	Banas	2	1		3
	Boleski		2	1	3
	Casanova	2	1		3
	Corris	1			1
	Edwards			1	1
	Hyman	1	2	1	4
	Knapp	1	1		2
	Mills		1	3	4
	Sparks			1	1
	Office Total	7	8	7	22
<i>New Haven</i>					
	Corris			1	1
	Duca		2	1	3
	Greene	1	1		2
	Hill			1	1
	Hogan	2			2
	Runlett		1		1
	Wood		1		1
	Office Total	3	5	3	11

Special Management

Tuesday, May 08, 2001

<i>Office</i>	<i>Parole Officer</i>	<i>Absconder</i>	<i>Criminal</i>	<i>Technical</i>	<i>Total</i>
	Barwikowski		1		1
	Noto	1		2	3
	Szydlo	1		1	2
	Office Total	2	1	3	6
<i>Grand Total</i>		16	17	15	48

** Source: Hearings Division Warrant Requests and Interstate Reports*