


STATE OF CONNECTICUT

Connecticut Parole and Community Services  
**Monthly Report**



**FEBRUARY 2001**

*(FEBRUARY 2000 to FEBRUARY 2001)*

Prepared by  
*Jerry Stowell*

FOR  
BOARD OF PARDONS & PAROLES (BOPP)  
AND  
DEPARTMENT OF CORRECTION (DOC)  
Parole and Community Services Division

**Correctional Population and Parole Eligibility  
February 28, 2001**


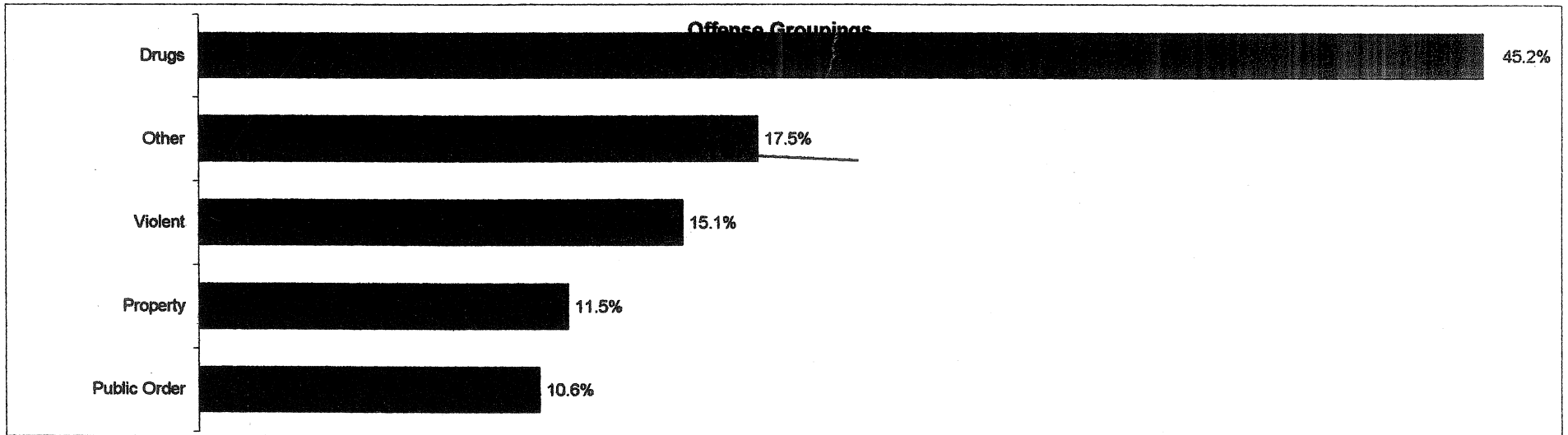
**Confined Population**

	<b>16,839</b>		
(Unsentenced and Special Inmates)	(3,258)	Balance	13,581
(Sentences 2 Years & Less, Cuscom, New Admits)	(4,198)	Balance	9,383
(Parole Ineligible, crime committed)	(646)	Balance	8,737
(SRG Classification)	(325)	Balance	8,412
(Wright Decision Cases)	(350)	Balance	8,062
(Level 5 Classification)	(65)	Balance	7,997
(Chronic Disciplinary Unit Classification)	(43)		

**Population Eligible for Parole Consideration 7,954**

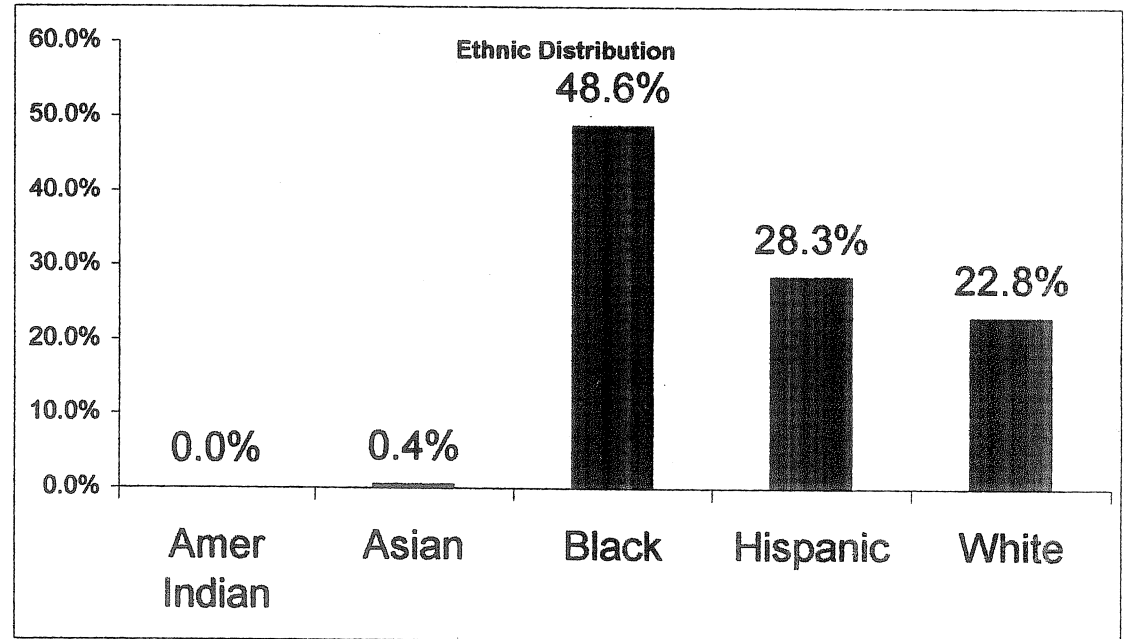
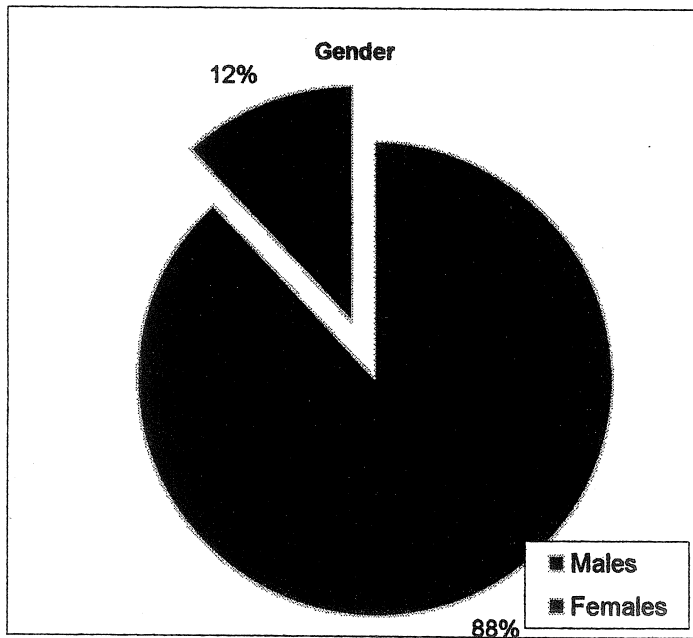
**Connecticut Board of Parole  
Parole Supervision Caseload  
February 28, 2001**

**Distributions for this Latest Month**



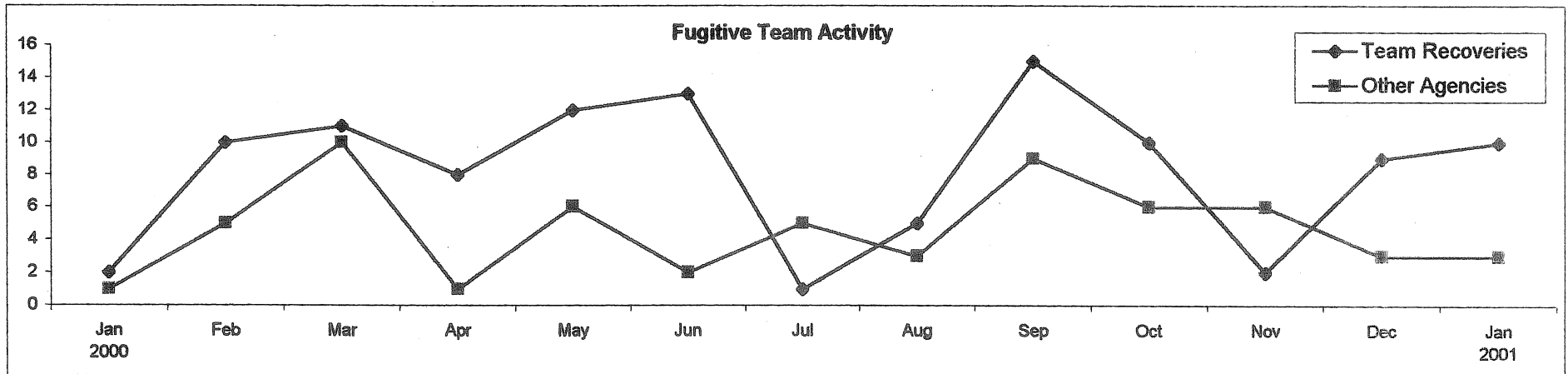
**Connecticut Board of Parole  
Parole Supervision Caseload  
February 28, 2001**

**Distributions for this Latest Month**



**Connecticut Board of Parole  
Parole Supervision Caseload  
February 28, 2001**

**Unit Activities**



**Connecticut Board of Parole  
Parole Supervision Caseload  
February 28, 2001**

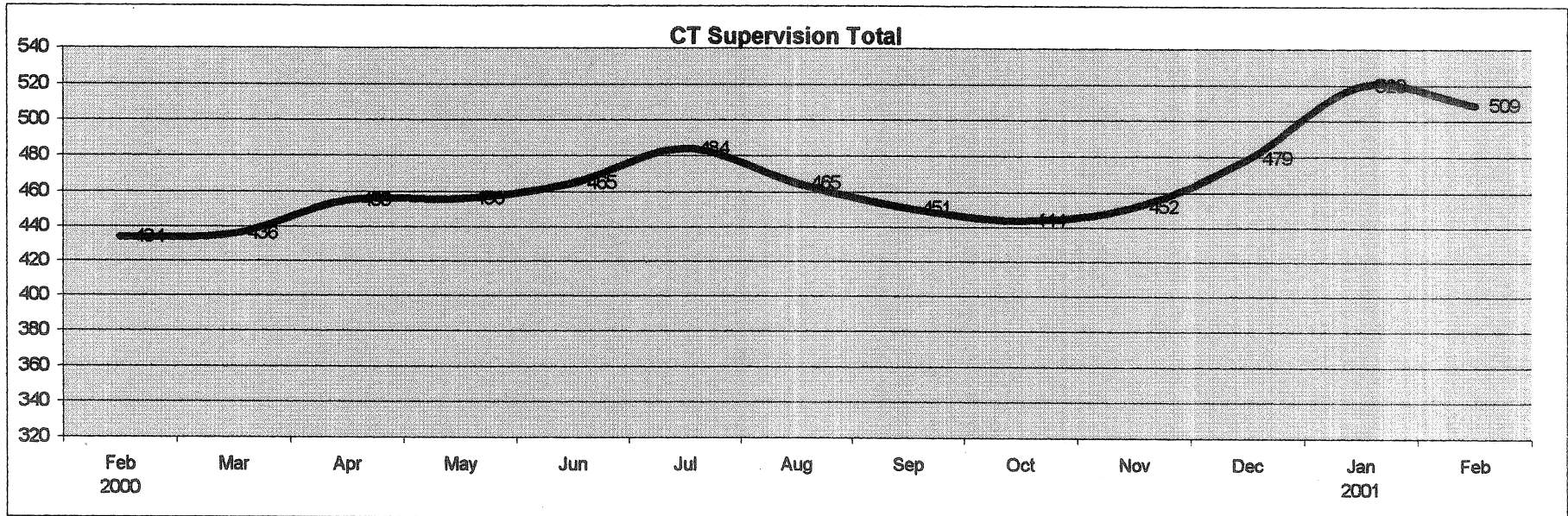
**Parolee Employment Information**

	<b>2000</b>											<b>2001</b>	
	<b>Feb</b>	<b>Mar</b>	<b>Apr</b>	<b>May</b>	<b>Jun</b>	<b>Jul</b>	<b>Aug</b>	<b>Sep</b>	<b>Oct</b>	<b>Nov</b>	<b>Dec</b>	<b>Jan</b>	<b>Feb</b>
<b>Number of Parolees Employed:</b>	1169	1180	1257	1291	1288	1315	1343	1328	1315	1352	1387	1414	1426
<b>Parolees Unemployable:</b>	99	117	116	120	133	118	105	127	144	123	140	158	153
<b>Proportion Employed:</b>	89%	90%	90%	92%	92%	91%	90%	90%	89%	90%	90%	90%	90%
<b>Number Active in Parole Works:</b>	69	51	60	47	61	58	62	72	77	77	76	116	107
<b># Community Service Hours:</b>	586	934	960	868	751	531	1042	764	655	508	372	778	691

## Parole Supervision Caseload February 28, 2001

### Bridgeport District Office Supervision Caseload

	2000												2001	
	Feb	Mar	Apr	May	Jun	Jul	Aug	Sep	Oct	Nov	Dec	Jan	Feb	
<b>CT Parolees Supervised in CT</b>	389	390	406	407	411	427	415	406	402	406	426	462	442	
<b>Out Of State Parolees Supervised in CT</b>	45	46	49	49	54	57	50	45	42	46	53	58	67	
<b>CT Supervision Total:</b>	<b>434</b>	<b>436</b>	<b>455</b>	<b>456</b>	<b>465</b>	<b>484</b>	<b>465</b>	<b>451</b>	<b>444</b>	<b>452</b>	<b>479</b>	<b>520</b>	<b>509</b>	
<b>Parole Violators Confined</b>	38	44	40	38	45	43	48	66	70	60	56	64	63	
<b>GRAND TOTAL</b>	<b>472</b>	<b>480</b>	<b>495</b>	<b>494</b>	<b>510</b>	<b>527</b>	<b>513</b>	<b>517</b>	<b>514</b>	<b>512</b>	<b>535</b>	<b>584</b>	<b>572</b>	

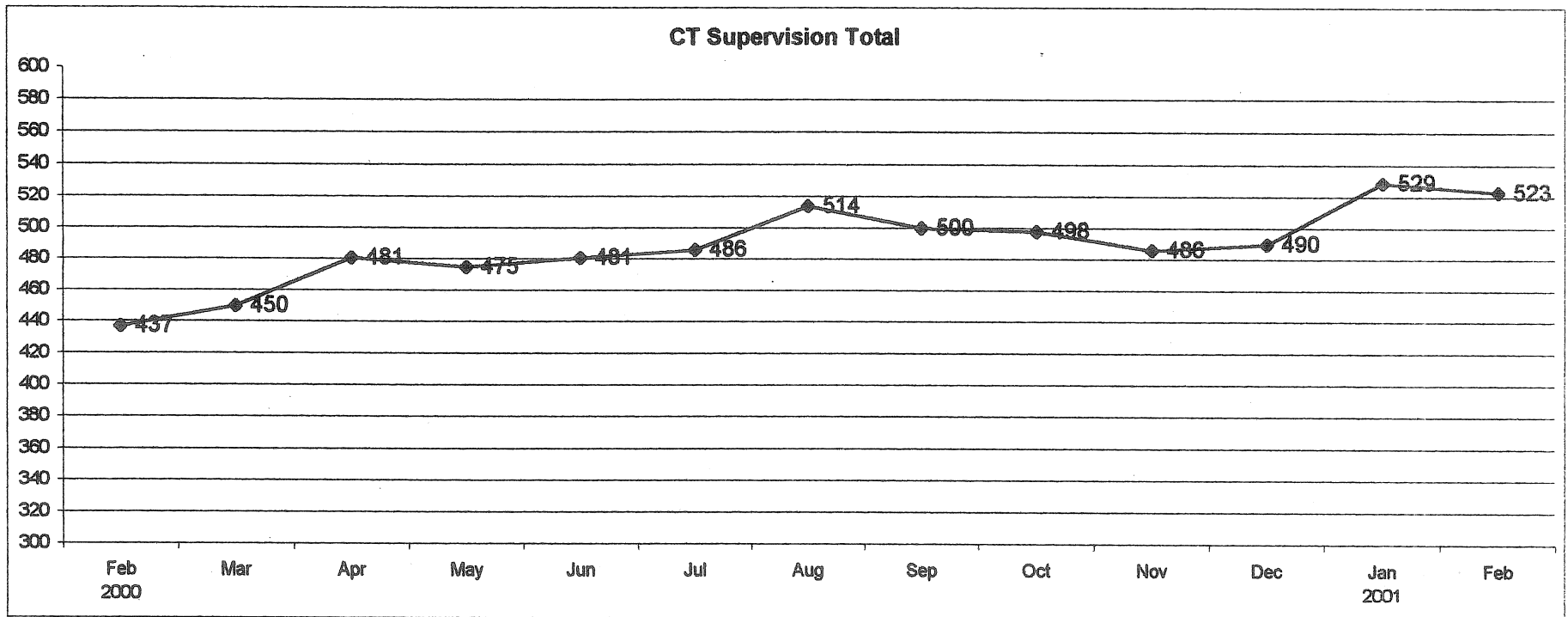


# Parole Supervision Caseload

## February 28, 2001

### Hartford District Office Supervision Caseload

	2000												2001	
	Feb	Mar	Apr	May	Jun	Jul	Aug	Sep	Oct	Nov	Dec	Jan	Feb	
CT Parolees Supervised in CT	398	410	439	436	444	448	474	460	457	447	444	481	475	
Out Of State Parolees Supervised in CT	39	40	42	39	37	38	40	40	41	39	46	48	48	
<b>CT Supervision Total:</b>	<b>437</b>	<b>450</b>	<b>481</b>	<b>475</b>	<b>481</b>	<b>486</b>	<b>514</b>	<b>500</b>	<b>498</b>	<b>486</b>	<b>490</b>	<b>529</b>	<b>523</b>	
<b>Parole Violators Confined</b>	<b>52</b>	<b>48</b>	<b>54</b>	<b>49</b>	<b>52</b>	<b>48</b>	<b>54</b>	<b>56</b>	<b>74</b>	<b>69</b>	<b>70</b>	<b>68</b>	<b>62</b>	
<b>GRAND TOTAL</b>	<b>489</b>	<b>498</b>	<b>535</b>	<b>524</b>	<b>533</b>	<b>534</b>	<b>568</b>	<b>556</b>	<b>572</b>	<b>555</b>	<b>560</b>	<b>597</b>	<b>585</b>	



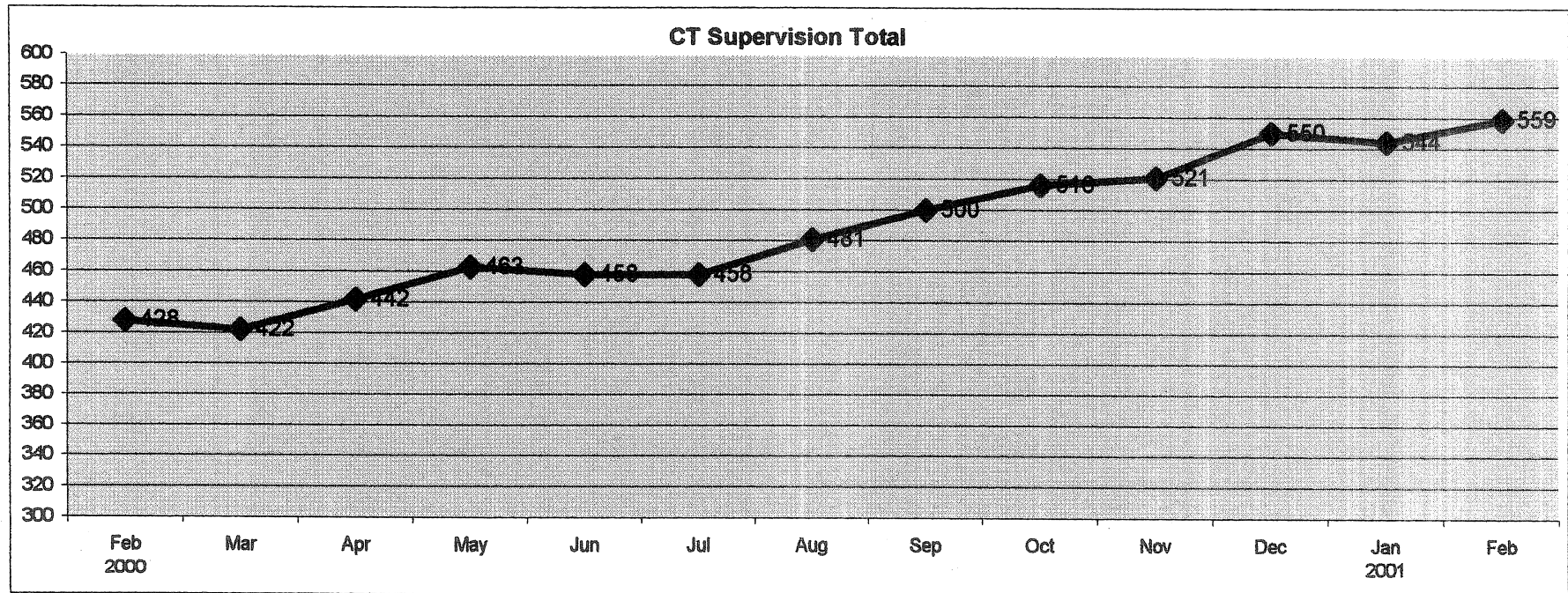


# Parole Supervision Caseload

## February 28, 2001

### New Haven District Office Supervision Caseload

	2000												2001	
	Feb	Mar	Apr	May	Jun	Jul	Aug	Sep	Oct	Nov	Dec	Jan	Feb	
CT Parolees Supervised in CT	363	357	375	398	397	396	427	444	457	465	490	486	500	
Out Of State Parolees Supervised in CT	65	65	67	65	61	62	54	56	59	56	60	58	59	
<b>CT Supervision Total:</b>	<b>428</b>	<b>422</b>	<b>442</b>	<b>463</b>	<b>458</b>	<b>458</b>	<b>481</b>	<b>500</b>	<b>516</b>	<b>521</b>	<b>550</b>	<b>544</b>	<b>559</b>	
Parole Violators Confined	63	57	66	55	40	48	46	46	46	63	58	60	49	
<b>GRAND TOTAL</b>	<b>63</b>	<b>479</b>	<b>508</b>	<b>518</b>	<b>498</b>	<b>506</b>	<b>527</b>	<b>546</b>	<b>562</b>	<b>584</b>	<b>608</b>	<b>604</b>	<b>608</b>	

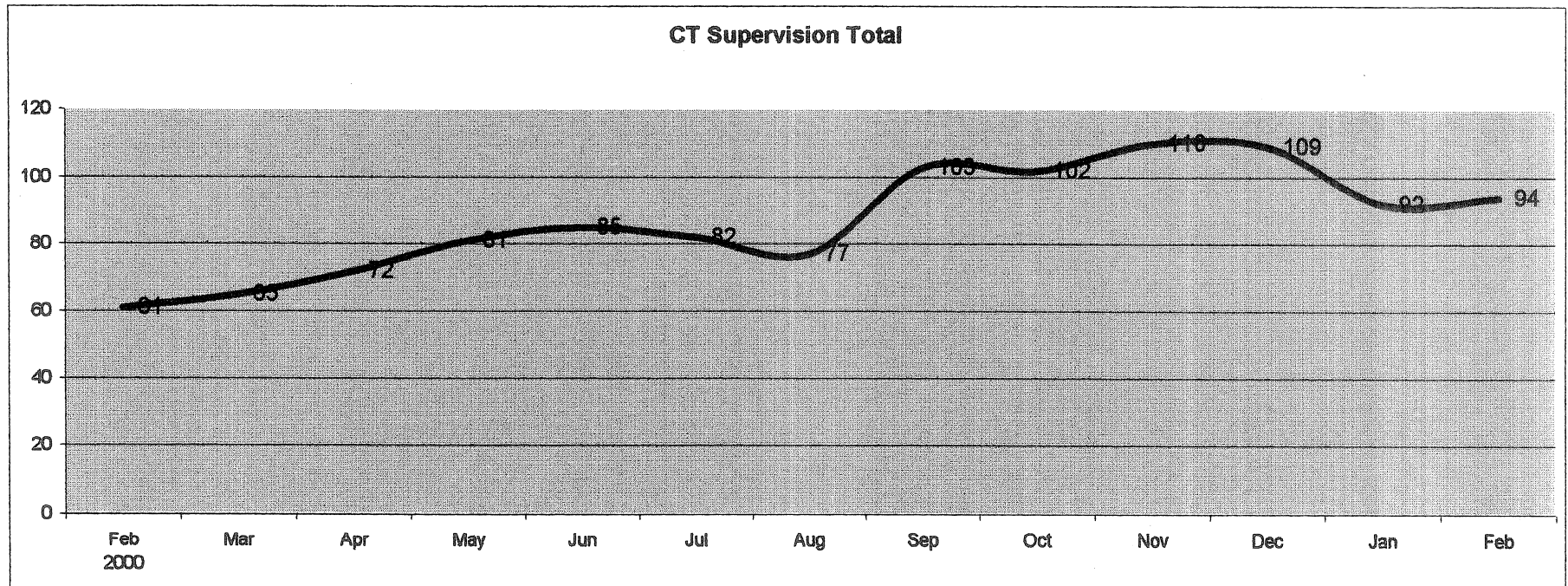


# Parole Supervision Caseload

## February 28, 2001

### Special Management Supervision Caseload

	2000													
	Feb	Mar	Apr	May	Jun	Jul	Aug	Sep	Oct	Nov	Dec	Jan	Feb	
CT Parolees Supervised in CT	51	53	59	67	71	68	63	89	85	93	89	77	79	
Out Of State Parolees Supervised in CT	10	12	13	14	14	14	14	14	17	17	20	15	15	
<b>CT Supervision Total:</b>	<b>61</b>	<b>65</b>	<b>72</b>	<b>81</b>	<b>85</b>	<b>82</b>	<b>77</b>	<b>103</b>	<b>102</b>	<b>110</b>	<b>109</b>	<b>92</b>	<b>94</b>	
Parole Violators Confined	6	5	5	5	3	5	4	5	6	7	6	7	5	
<b>GRAND TOTAL</b>	<b>67</b>	<b>70</b>	<b>77</b>	<b>86</b>	<b>88</b>	<b>87</b>	<b>81</b>	<b>108</b>	<b>108</b>	<b>117</b>	<b>115</b>	<b>99</b>	<b>99</b>	

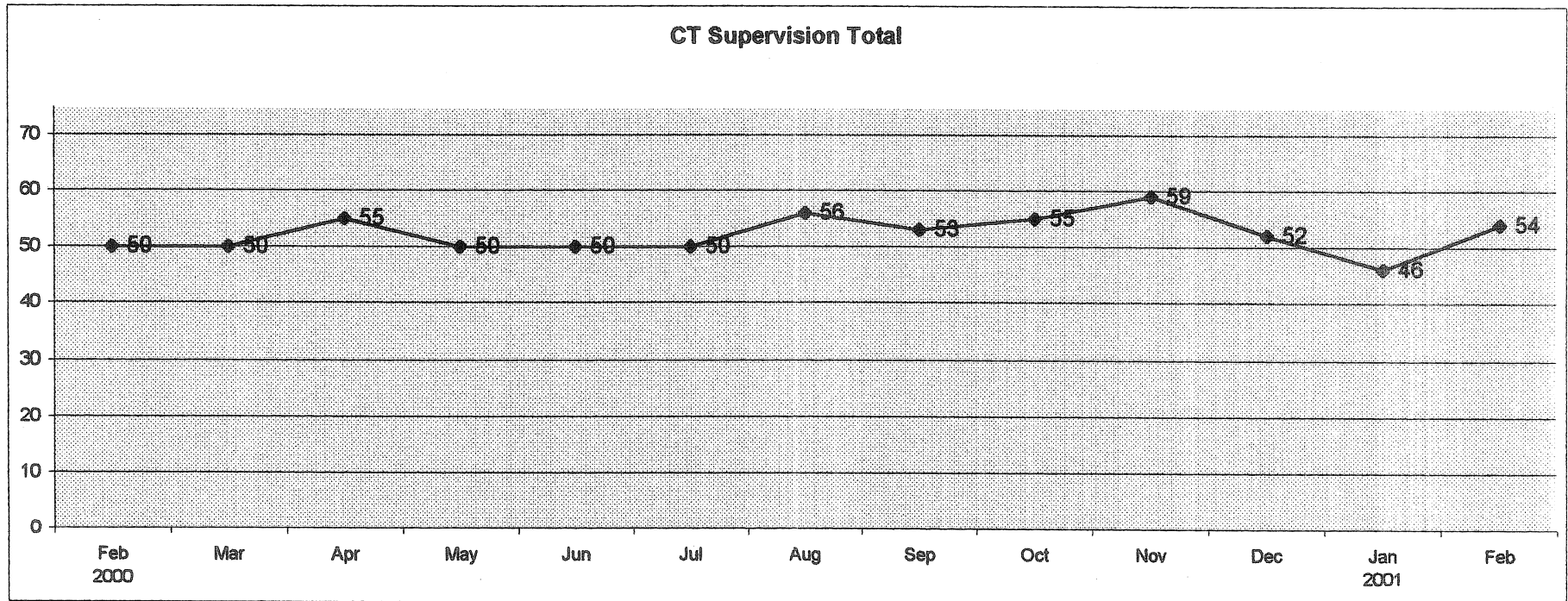


# Parole Supervision Caseload

## February 28, 2001

### Zero Tolerance Caseload

	2000												2001	
	Feb	Mar	Apr	May	Jun	Jul	Aug	Sep	Oct	Nov	Dec	Jan	Feb	
CT Parolees Supervised in CT	50	50	55	50	50	50	56	53	55	59	52	44	52	
Out Of State Parolees Supervised in CT	0	0	0	0	0	0	0	0	0	0	0	2	2	
<b>CT Supervision Total:</b>	<b>50</b>	<b>50</b>	<b>55</b>	<b>50</b>	<b>50</b>	<b>50</b>	<b>56</b>	<b>53</b>	<b>55</b>	<b>59</b>	<b>52</b>	<b>46</b>	<b>54</b>	
Parole Violators Confined	5	7	3	5	8	13	11	8	6	4	2	3	1	
<b>GRAND TOTAL</b>	<b>55</b>	<b>57</b>	<b>58</b>	<b>55</b>	<b>58</b>	<b>63</b>	<b>67</b>	<b>61</b>	<b>61</b>	<b>63</b>	<b>54</b>	<b>49</b>	<b>55</b>	



# Violation Reports

February 1, 2001 - February 28, 2001

Office	Parole Officer	Absconder	Criminal	Technical	Total
<i>Bridgeport</i>					
	Bouley		1		1
	Defeo	1			1
	DeLucia		1		1
	Emielita		1		1
	Holmes		1	1	2
	Johnson	1			1
	O'Reilly		3	1	4
	Runlett			1	1
	Tomaszewski			2	2
	Office Total	2	7	5	14
<i>Hartford</i>					
	Amaral	1			1
	Banas	1	1		2
	Casanova	1	2	1	4
	Corris		1		1
	Edwards		1		1
	Knapp	1			1
	Mills	2		2	4
	Sparks	1	1		2
	Office Total	7	6	3	16
<i>New Haven</i>					
	Amaral	1			1
	Duca		1		1
	Greene	1			1
	Hill	1	1	1	3
	Nelson	2		1	3
	Watts		1		1
	Wood			1	1

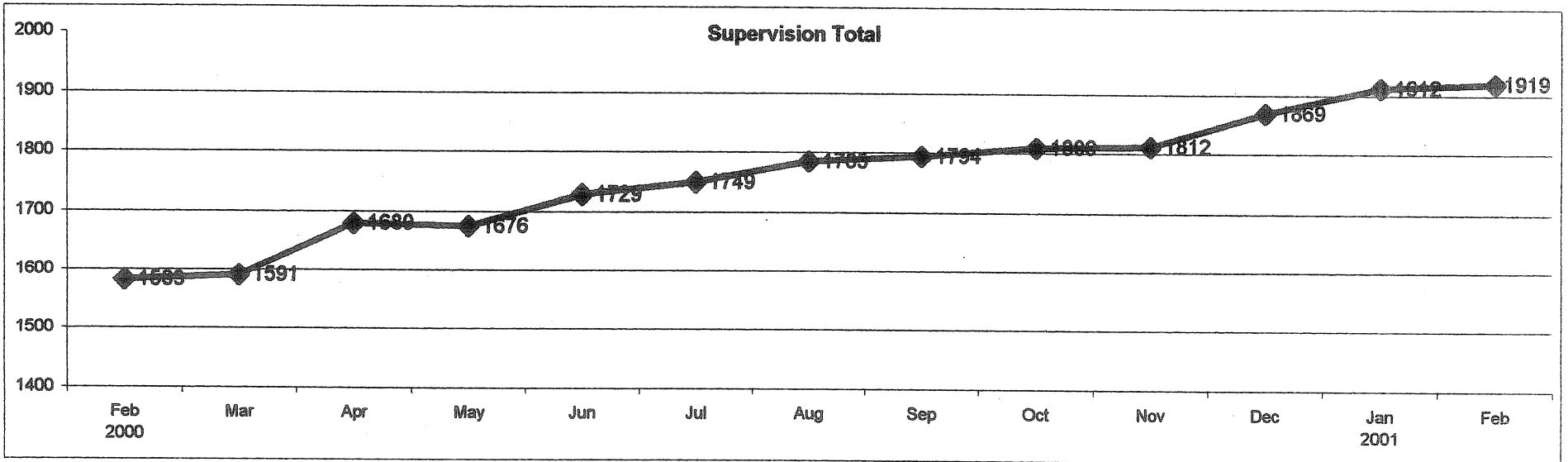
Wednesday, March 07, 2001

<i>Office</i>	<i>Parole Officer</i>	<i>Absconder</i>	<i>Criminal</i>	<i>Technical</i>	<i>Total</i>
	Office Total	5	3	3	11
<i>Special Management</i>					
	Barwikowski	1			1
	Noto		2	1	3
	Office Total	1	2	1	4
<b><i>Grand Total</i></b>		<b><i>15</i></b>	<b><i>18</i></b>	<b><i>12</i></b>	<b><i>45</i></b>

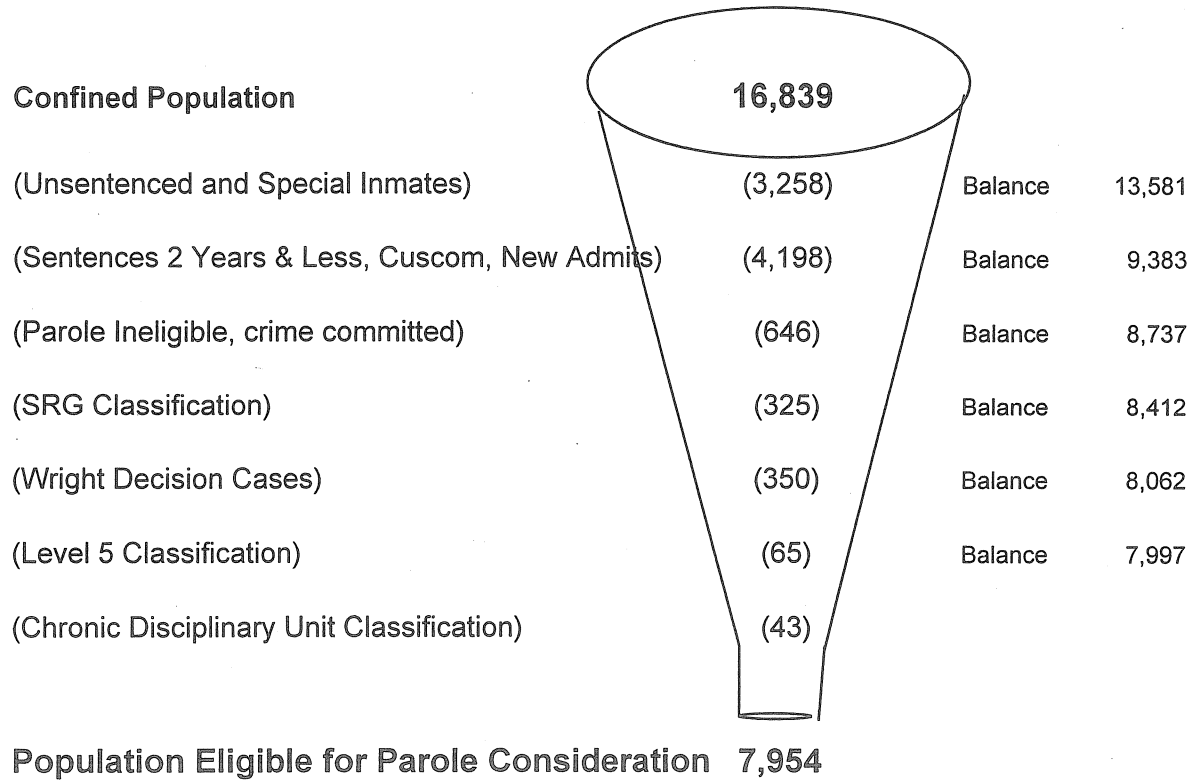
***\* Source: Hearings Division Warrant Requests and Interstate Reports***

## Connecticut Board of Parole Parole Supervision Caseload February 28, 2001

	2000											2001		12 Mo
	Feb	Mar	Apr	May	Jun	Jul	Aug	Sep	Oct	Nov	Dec	Jan	Feb	Avg.
CT Parolees Supervised in CT	1252	1260	1334	1358	1373	1389	1435	1452	1456	1470	1501	1550	1548	1427
Out Of State Parolees Supervised in CT	159	163	171	167	166	171	158	155	159	158	179	181	191	168
<b>CT Supervision Total:</b>	<b>1411</b>	<b>1423</b>	<b>1505</b>	<b>1525</b>	<b>1539</b>	<b>1560</b>	<b>1593</b>	<b>1607</b>	<b>1615</b>	<b>1628</b>	<b>1680</b>	<b>1731</b>	<b>1739</b>	<b>1595</b>
CT Parolees Supervised Out of State	172	168	175	151	190	189	192	187	194	184	189	181	180	182
<b>Supervision Total:</b>	<b>1583</b>	<b>1591</b>	<b>1680</b>	<b>1676</b>	<b>1729</b>	<b>1749</b>	<b>1785</b>	<b>1794</b>	<b>1809</b>	<b>1812</b>	<b>1869</b>	<b>1912</b>	<b>1919</b>	<b>1777</b>
Parole Violators Confined	154	176	152	140	152	161	165	199	214	199	192	185	180	176
<b>GRAND TOTAL</b>	<b>1737</b>	<b>1767</b>	<b>1832</b>	<b>1816</b>	<b>1881</b>	<b>1910</b>	<b>1950</b>	<b>1993</b>	<b>2023</b>	<b>2011</b>	<b>2061</b>	<b>2097</b>	<b>2099</b>	<b>1953</b>



**Correctional Population and Parole Eligibility  
February 28, 2001**

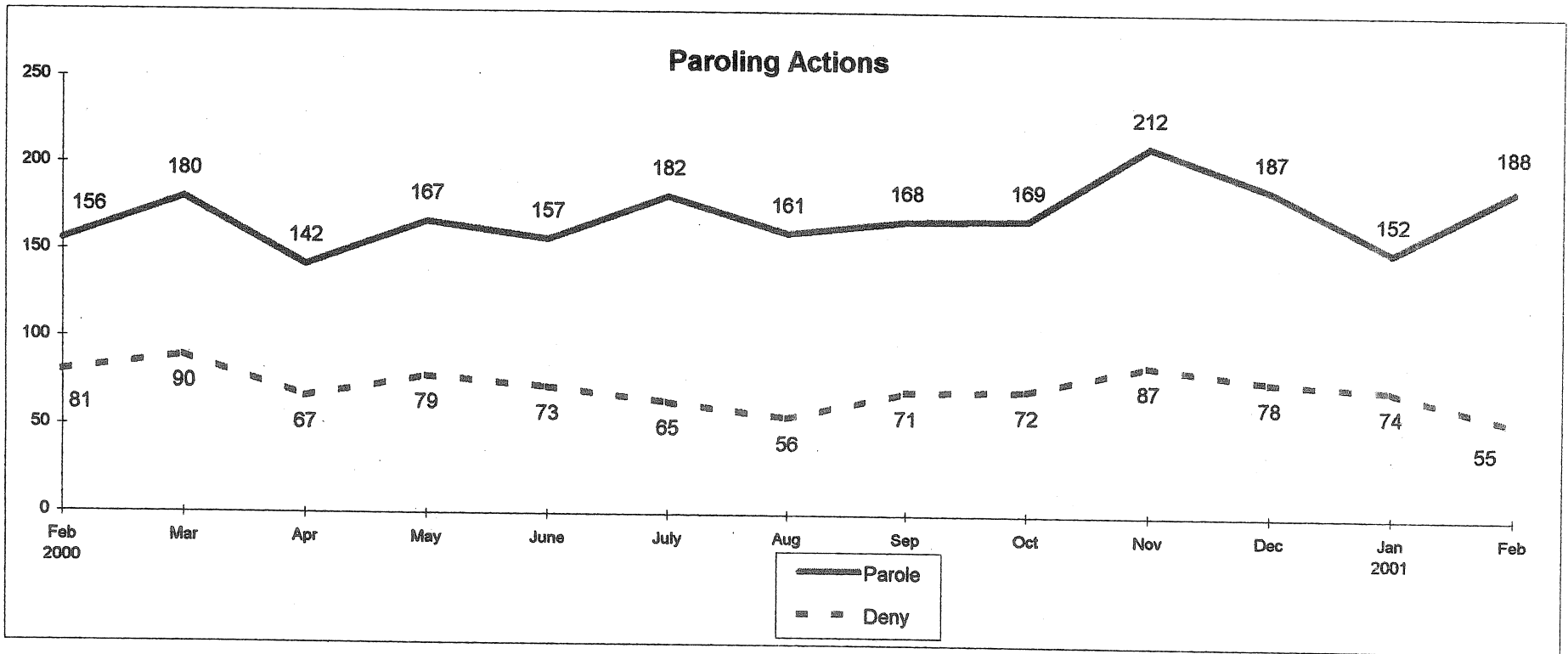


**Connecticut Board of Parole  
Hearings Division Monthly Statistics  
February 28, 2001**

	2000											2001		12 Mo.
	Feb	Mar	Apr	May	June	July	Aug	Sep	Oct	Nov	Dec	Jan	Feb	Totals
<b>Full Panel Actions</b>														
Parole	56	65	58	56	62	79	62	73	64	80	87	65	75	882
Deny	30	46	30	25	31	29	17	29	18	37	22	28	25	367
Medical Parole	0	0	0	0	0	0	0	2	0	0	0	0	0	2
Revoke	47	24	33	45	34	30	29	39	43	48	39	24	33	468
Revoke & Reparole	5	7	7	7	7	5	8	12	8	16	13	10	10	115
Rescind	9	9	10	22	20	10	11	10	1	9	11	10	8	140
Rescind & Reparole	7	13	9	9	13	16	13	10	8	19	18	13	10	158
Early Parole Discharge	0	0	0	0	0	0	0	0	0	0	0	0	0	0
<b>Total Full Panel Actions</b>	154	164	147	164	167	169	140	175	142	209	190	150	161	2132
<b>Administrative Review Actions</b>														
Parole	100	115	84	111	95	103	99	95	105	132	100	87	113	1339
Deny	51	44	37	54	42	36	39	42	54	50	56	46	30	581
<b>Total Admin. Review Actions</b>	151	159	121	165	137	139	138	137	159	182	156	133	143	1920
<b>Staff Actions</b>														
Case Review	35	39	27	58	21	26	32	35	23	36	27	35	24	418
Review & Reschedule	154	143	124	126	156	176	193	220	141	157	182	163	252	2187
Close Interest	53	54	69	75	51	53	68	84	79	59	63	44	93	845
<b>Total Actions</b>	547	559	488	588	532	563	571	651	544	643	618	525	673	7502
<b>Total Hearing Dates</b>	15	21	16	19	18	16	18	20	17	17	17	19	19	232
<b>Parole Grant Rate</b>														
Full Panels	65%	59%	66%	69%	67%	73%	78%	72%	78%	68%	80%	70%	75%	71%
Administrative Reviews	66%	72%	69%	67%	69%	74%	72%	69%	66%	73%	64%	65%	79%	70%

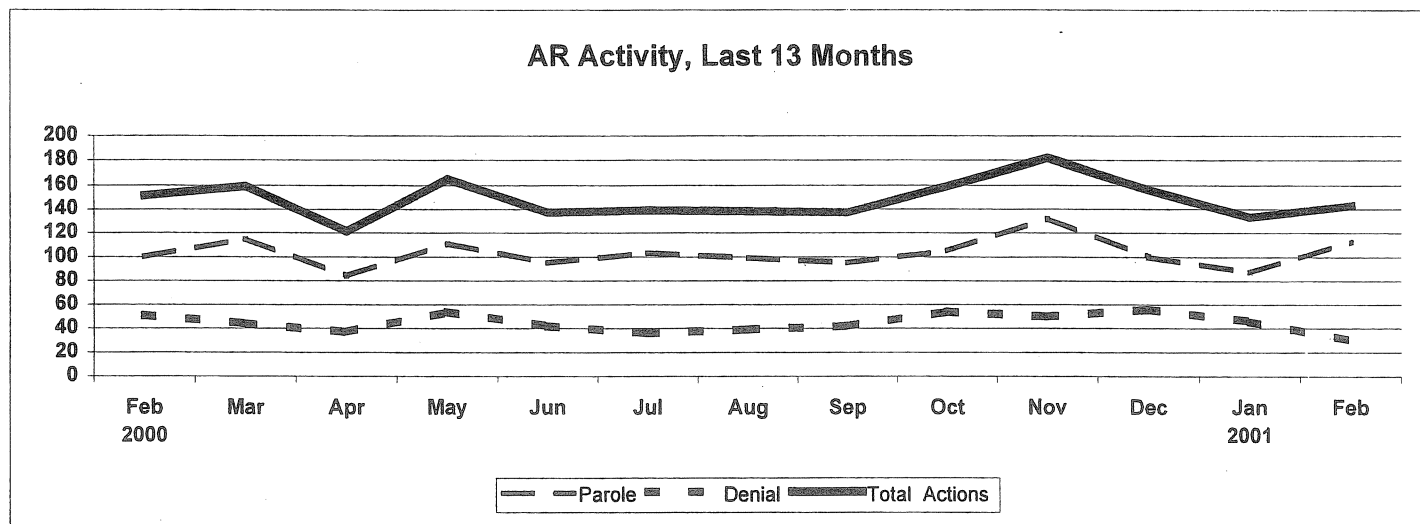


**Connecticut Board of Parole  
Hearings Division Monthly Statistics  
February 28, 2001**



**Connecticut Board of Parole  
Hearings Division Monthly Statistics  
Administrative Reviews  
February 28, 2001**

	2000											2001	
	Feb	Mar	Apr	May	Jun	Jul	Aug	Sep	Oct	Nov	Dec	Jan	Feb
<b>Parole</b>	100	115	84	111	95	103	99	95	105	132	100	87	113
<b>Denial</b>	51	44	37	54	42	36	39	42	54	50	56	46	30
<b>Medical Parole</b>	0	0	0	0	0	0	0	0	0	0	0	0	0
<b>Total Actions</b>	151	159	121	165	137	139	138	137	159	182	156	133	143



**Connecticut Board of Parole  
Hearings Division Monthly Statistics**

**Current Location**

**February 28, 2001**

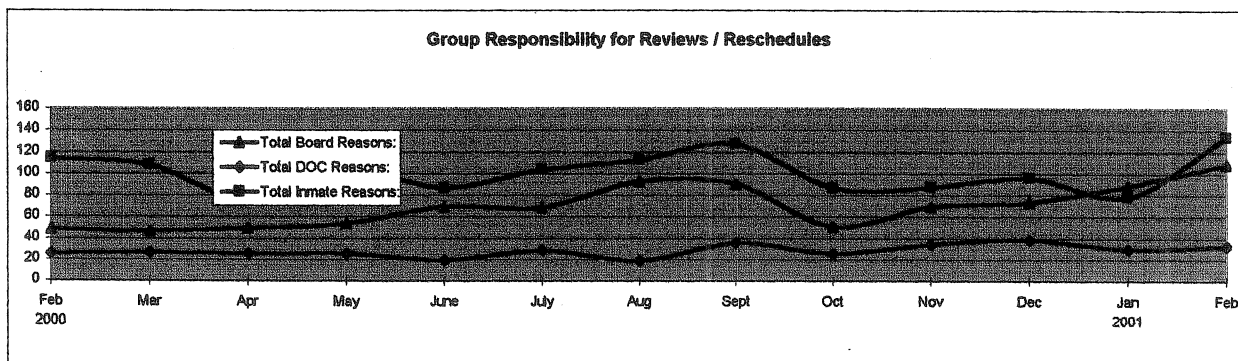
**Persons Granted Parole via Administrative Reviews**

**Granting Month**

Location	2000												2001		12 Mo.
	Feb	Mar	Apr	May	June	Jul	Aug	Sep	Oct	Nov	Dec	Jan	Feb	Total	
CT Parole Supervision	1	0	0	1	0	0	1	1	1	0	0	0	0	5	
Out-of State Parole Supervision	0	0	0	0	0	0	0	0	0	0	0	0	0	0	
Abscond from Parole	0	0	0	0	0	0	0	0	0	0	0	0	0	0	
Halfway House	6	5	2	7	3	3	5	4	8	3	6	3	5	55	
Confined in CT, to be Released	93	110	82	102	92	100	93	89	95	129	94	83	108	1162	
Confined, Out of State	0	0	0	1	0	0	0	1	1	0	0	0	0	3	
Furlough	0	0	0	0	0	0	0	0	0	0	0	0	0	0	
Escaped, Prior to Release	0	0	0	0	0	0	0	0	0	0	0	0	0	0	
Reconfined	0	0	0	0	0	13	0	1	0	0	0	0	0	14	
TS	0	0	0	0	0	0	0	0	0	0	0	0	0	0	
Discharged	0	0	0	0	0	0	0	1	0	1	0	1	0	3	
<b>Total</b>	<b>100</b>	<b>115</b>	<b>84</b>	<b>111</b>	<b>95</b>	<b>116</b>	<b>99</b>	<b>97</b>	<b>105</b>	<b>133</b>	<b>100</b>	<b>87</b>	<b>113</b>	<b>1242</b>	

**Connecticut Board of Parole  
Types of Review and Rescheduling Activities  
February 2001**

	2000											2001	
	Feb	Mar	Apr	May	June	July	Aug	Sept	Oct	Nov	Dec	Jan	Feb
<b>Inmate-Related Reasons:</b>													
<b>Regular Hearings</b>													
In Seg/Punitive Seg	4	8	3	2	3	4	5	7	7	3	10	4	7
Inmate's Request	0	0	0	0	0	0	0	2	0	1	0	0	1
Pending Charges	35	19	24	19	23	28	18	21	27	29	13	11	36
Pending DR	0	0	0	0	0	0	0	1	0	0	0	0	0
SRG Affiliation	26	25	11	18	22	30	23	20	23	15	21	17	41
Pending Waiver	0	0	0	0	0	0	0	0	0	0	0	0	0
85% Status	10	15	10	6	18	15	34	42	6	3	24	11	24
Case Review	35	39	27	58	21	26	32	35	23	36	27	35	24
<b>Revocation Hearings:</b>													
Attorney	2	0	0	0	0	0	0	0	0	1	0	0	1
Pending Charges	2	2	0	1	0	1	1	0	1	0	1	1	0
<b>Total Inmate Reasons:</b>	<b>114</b>	<b>108</b>	<b>75</b>	<b>104</b>	<b>87</b>	<b>104</b>	<b>113</b>	<b>128</b>	<b>87</b>	<b>88</b>	<b>96</b>	<b>79</b>	<b>134</b>
<b>DOC-Related Reasons</b>													
<b>Regular Hearings</b>													
Transportation	20	22	24	22	13	26	16	30	21	23	26	21	19
Awaiting MH Evaluation	6	5	2	4	7	3	3	6	5	12	13	9	14
<b>Total DOC Reasons:</b>	<b>26</b>	<b>27</b>	<b>26</b>	<b>26</b>	<b>20</b>	<b>29</b>	<b>19</b>	<b>36</b>	<b>26</b>	<b>35</b>	<b>39</b>	<b>30</b>	<b>33</b>
<b>Board-Related Reasons</b>													
<b>Regular Hearings</b>													
Additional Info	6	12	9	9	20	16	15	29	9	26	20	21	20
Additional Offense Info	19	13	17	8	17	13	13	13	12	14	9	21	16
Hearing Cancelled	0	1	0	0	0	0	0	0	0	0	0	8	12
Ineligible-PE date	4	5	7	10	13	8	17	22	9	13	24	17	37
No Parole Package	0	0	0	0	0	0	0	0	0	0	0	0	0
Awaiting Sex Offender Eval	5	6	4	6	1	1	5	9	8	7	7	12	6
Other	15	10	13	21	19	31	43	18	13	10	14	10	18
<b>Total Board Reasons:</b>	<b>49</b>	<b>47</b>	<b>50</b>	<b>54</b>	<b>70</b>	<b>69</b>	<b>93</b>	<b>91</b>	<b>51</b>	<b>70</b>	<b>74</b>	<b>89</b>	<b>109</b>
<b>All Reasons:</b>	<b>189</b>	<b>182</b>	<b>151</b>	<b>184</b>	<b>177</b>	<b>202</b>	<b>225</b>	<b>255</b>	<b>164</b>	<b>193</b>	<b>209</b>	<b>198</b>	<b>276</b>



**Parole Granting Rate  
February 1999 - February 2001**

	<b>Full Panel Hearings</b>	<b>Administrative Reviews</b>
<b>February</b>	67%	60%
<b>March</b>	53%	67%
<b>April</b>	58%	54%
<b>May</b>	64%	54%
<b>June</b>	66%	70%
<b>July</b>	64%	76%
<b>August</b>	71%	71%
<b>Septembe</b>	72%	65%
<b>October</b>	69%	75%
<b>November</b>	69%	60%
<b>December</b>	68%	69%
<b>January</b>	67%	76%
<b>February</b>	65%	66%
<b>March</b>	67%	67%
<b>April</b>	66%	69%
<b>May</b>	69%	67%
<b>June</b>	67%	69%
<b>July</b>	73%	74%
<b>August</b>	78%	72%
<b>Septembe</b>	72%	69%
<b>October</b>	78%	66%
<b>November</b>	68%	73%
<b>December</b>	80%	64%
<b>January</b>	70%	65%
<b>February</b>	75%	79%
<b>Average:</b>	68%	67%