


STATE OF CONNECTICUT

Connecticut Parole and Community Services
Monthly Report



JANUARY 2001

(JANUARY 2000 to JANUARY 2001)

Prepared by
Jerry Stowell

FOR
BOARD OF PARDONS & PAROLES (BOPP)
AND
DEPARTMENT OF CORRECTION (DOC)
Parole and Community Services Division

**Correctional Population and Parole Eligibility
January 31, 2001**

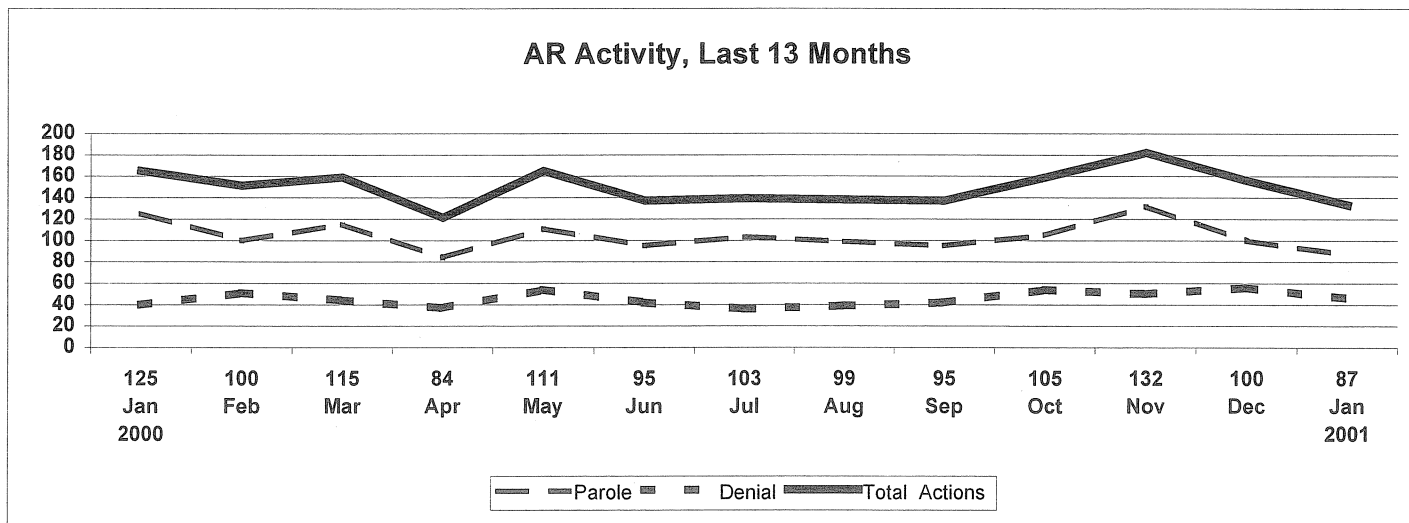
Confined Population	16,936		
(Unsentenced and Special Inmates)	(3,320)	Balance	13,616
(Sentences 2 Years & Less, Cuscom, New Admits)	(4,234)	Balance	9,382
(Parole Ineligible, crime committed)	(637)	Balance	8,745
(SRG Classification)	(313)	Balance	8,432
(Wright Decision Cases)	(354)	Balance	8,078
(Level 5 Classification)	(61)	Balance	8,017
(Chronic Disciplinary Unit Classification)	(22)		
Population Eligible for Parole Consideration	7,995		

**Connecticut Board of Parole
Hearings Division Monthly Statistics
January 31, 2001**

	2000												2001	12 Mo.
	Jan	Feb	Mar	Apr	May	June	July	Aug	Sep	Oct	Nov	Dec	Jan	Totals
Full Panel Actions														
Parole	66	56	65	58	56	62	79	62	73	64	80	87	65	873
Deny	32	30	46	30	25	31	29	17	29	18	37	22	28	374
Medical Parole	0	0	0	0	0	0	0	0	2	0	0	0	0	2
Revoke	27	47	24	33	45	34	30	29	39	43	48	39	24	462
Revoke & Reparole	15	5	7	7	7	7	5	8	12	8	16	13	10	120
Rescind	6	9	9	10	22	20	10	11	10	1	9	11	10	138
Rescind & Reparole	14	7	13	9	9	13	16	13	10	8	19	18	13	162
Early Parole Discharge	0	0	0	0	0	0	0	0	0	0	0	0	0	0
Total Full Panel Actions	160	154	164	147	164	167	169	140	175	142	209	190	150	2131
Administrative Review Actions														
Parole	125	100	115	84	111	95	103	99	95	105	132	100	87	1351
Deny	40	51	44	37	54	42	36	39	42	54	50	56	46	591
Total Admin. Review Actions	165	151	159	121	165	137	139	138	137	159	182	156	133	1942
Staff Actions														
Case Review	33	35	39	27	58	21	26	32	35	23	36	27	35	427
Review & Reschedule	138	154	143	124	126	156	176	193	220	141	157	182	163	2073
Close Interest	72	53	54	69	75	51	53	68	84	79	59	63	44	824
Total Actions	568	547	559	488	588	532	563	571	651	544	643	618	525	7397
Total Hearing Dates	18	15	21	16	19	18	16	18	20	17	17	17	19	231
Parole Grant Rate														
Full Panels	67%	65%	59%	66%	69%	67%	73%	78%	72%	78%	68%	80%	70%	70%
Administrative Reviews	76%	66%	72%	69%	67%	69%	74%	72%	69%	66%	73%	64%	65%	70%

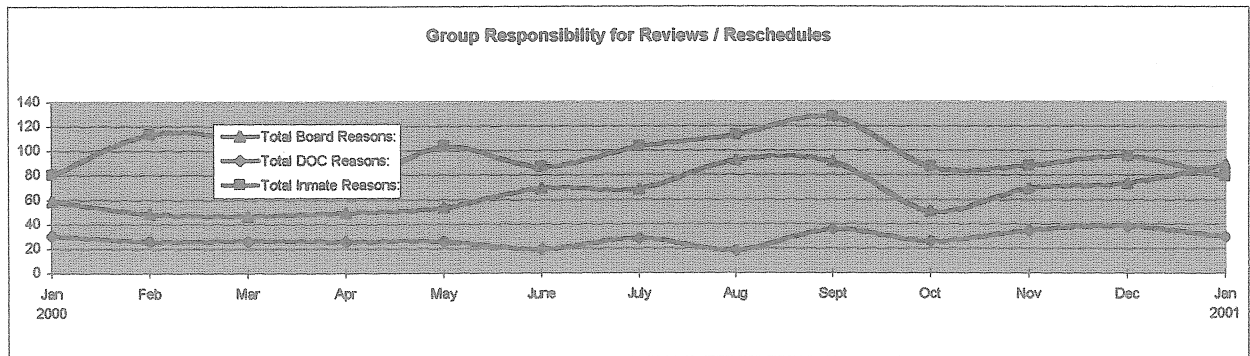
**Connecticut Board of Parole
Hearings Division Monthly Statistics
Administrative Reviews
January 31, 2001**

	2000												2001
	Jan	Feb	Mar	Apr	May	Jun	Jul	Aug	Sep	Oct	Nov	Dec	Jan
Parole	125	100	115	84	111	95	103	99	95	105	132	100	87
Denial	40	51	44	37	54	42	36	39	42	54	50	56	46
Medical Parole	0	0	0	0	0	0	0	0	0	0	0	0	0
Total Actions	165	151	159	121	165	137	139	138	137	159	182	156	133



**Connecticut Board of Parole
Types of Review and Rescheduling Activities
January 2001**

	2000												2001
	Jan	Feb	Mar	Apr	May	June	July	Aug	Sept	Oct	Nov	Dec	Jan
<u>Inmate-Related Reasons:</u>													
<u>Regular Hearings</u>													
In Seg/Punitive Seg	4	4	8	3	2	3	4	5	7	7	3	10	4
Inmate's Request	0	0	0	0	0	0	0	0	2	0	1	0	0
Pending Charges	20	35	19	24	19	23	28	18	21	27	29	13	11
Pending DR	0	0	0	0	0	0	0	0	1	0	0	0	0
SRG Affiliation	16	26	25	11	18	22	30	23	20	23	15	21	17
Pending Waiver	0	0	0	0	0	0	0	0	0	0	0	0	0
85% Status	7	10	15	10	6	18	15	34	42	6	3	24	11
Case Review	33	35	39	27	58	21	26	32	35	23	36	27	35
<u>Revocation Hearings:</u>													
Attorney	0	2	0	0	0	0	0	0	0	0	1	0	0
Pending Charges	1	2	2	0	1	0	1	1	0	1	0	1	1
Total Inmate Reasons:	81	114	108	75	104	87	104	113	128	87	88	96	79
<u>DOC-Related Reasons</u>													
<u>Regular Hearings</u>													
Transportation	26	20	22	24	22	13	26	16	30	21	23	26	21
Awaiting MH Evaluation	5	6	5	2	4	7	3	3	6	5	12	13	9
Total DOC Reasons:	31	26	27	26	26	20	29	19	36	26	35	39	30
<u>Board-Related Reasons</u>													
<u>Regular Hearings</u>													
Additional Info	13	6	12	9	9	20	16	15	29	9	26	20	21
Additional Offense Info	17	19	13	17	8	17	13	13	13	12	14	9	21
Hearing Cancelled	1	0	1	0	0	0	0	0	0	0	0	0	8
Ineligible-PE date	9	4	5	7	10	13	8	17	22	9	13	24	17
No Parole Package	0	0	0	0	0	0	0	0	0	0	0	0	0
Awaiting Sex Offender Eval	8	5	6	4	6	1	1	5	9	8	7	7	12
Other	11	15	10	13	21	19	31	43	18	13	10	14	10
Total Board Reasons:	59	49	47	50	54	70	69	93	91	51	70	74	89
All Reasons:	171	189	182	151	184	177	202	225	255	164	193	209	198

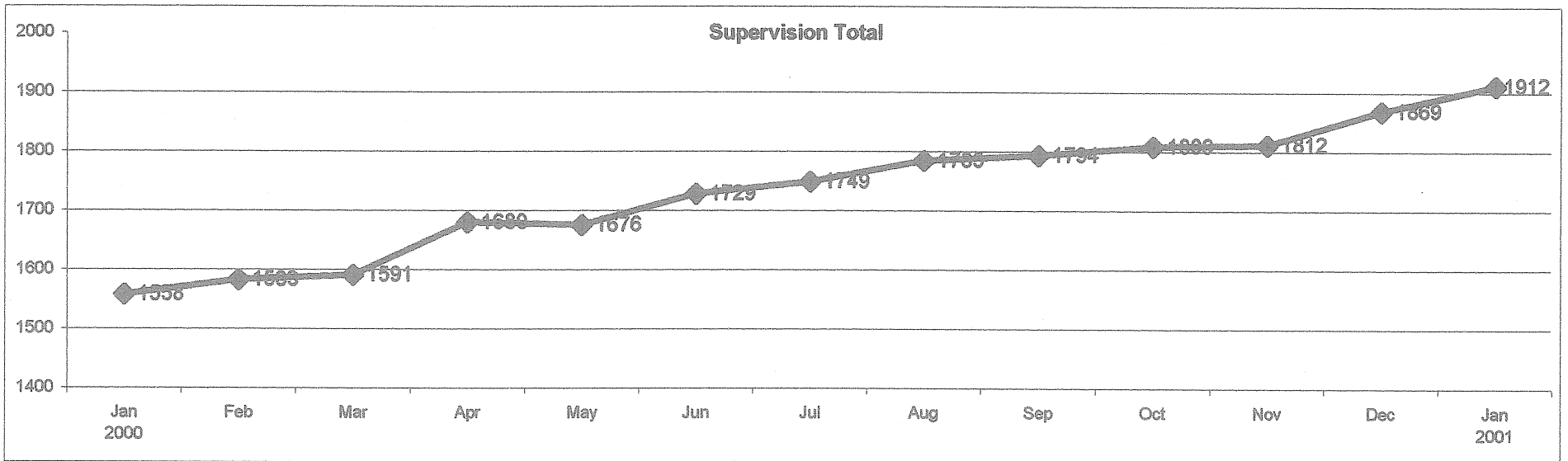


**Parole Granting Rate
February 1999 - January 2001**

	Full Panel Hearings	Administrative Reviews
February	67%	60%
March	53%	67%
April	58%	54%
May	64%	54%
June	66%	70%
July	64%	76%
August	71%	71%
Septembe	72%	65%
October	69%	75%
November	69%	60%
December	68%	69%
January	67%	76%
February	65%	66%
March	67%	67%
April	66%	69%
May	69%	67%
June	67%	69%
July	73%	74%
August	78%	72%
Septembe	72%	69%
October	78%	66%
November	68%	73%
December	80%	64%
January	70%	65%
Average:	68%	67%

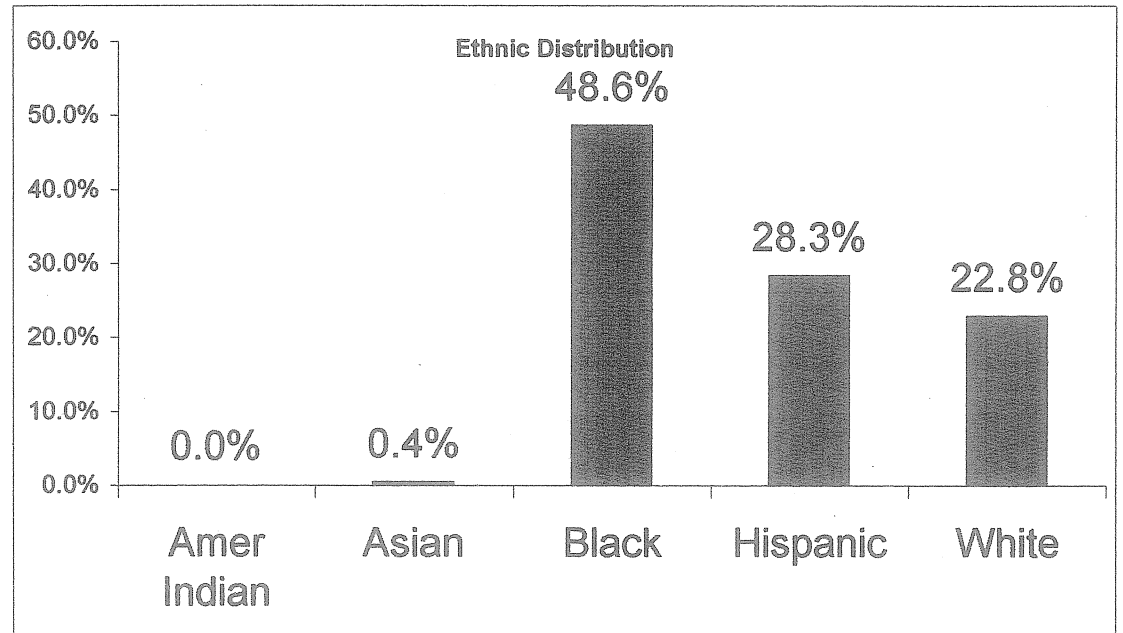
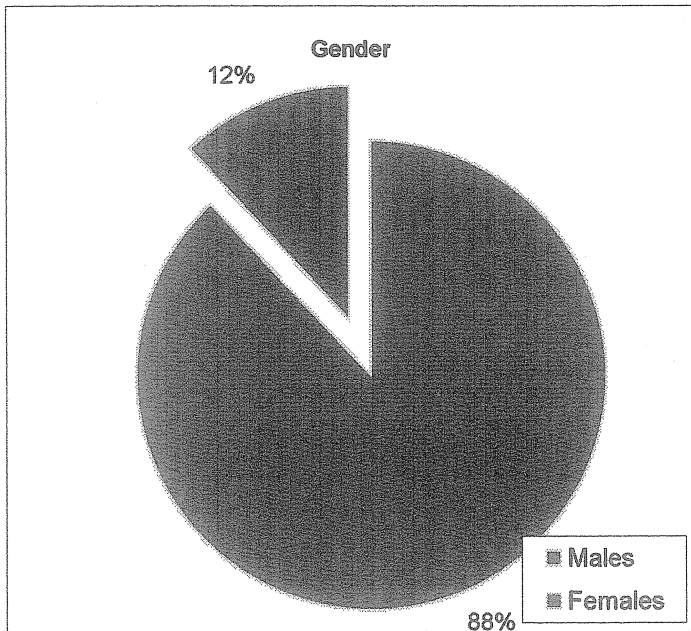
Connecticut Board of Parole Parole Supervision Caseload January 31, 2001

	2000												2001 12 Mo	
	Jan	Feb	Mar	Apr	May	Jun	Jul	Aug	Sep	Oct	Nov	Dec	Jan	Avg.
CT Parolees Supervised in CT	1233	1252	1260	1334	1358	1373	1389	1435	1452	1456	1470	1501	1550	1403
Out Of State Parolees Supervised in CT	157	159	163	171	167	166	171	158	155	159	158	179	181	166
CT Supervision Total:	1390	1411	1423	1505	1525	1539	1560	1593	1607	1615	1628	1680	1731	1568
CT Parolees Supervised Out of State	168	172	168	175	151	190	189	192	187	194	184	189	181	181
Supervision Total:	1558	1583	1591	1680	1676	1729	1749	1785	1794	1809	1812	1869	1912	1749
Parole Violators Confined	165	154	176	152	140	152	161	165	199	214	199	192	185	174
GRAND TOTAL	1723	1737	1767	1832	1816	1881	1910	1950	1993	2023	2011	2061	2097	1923




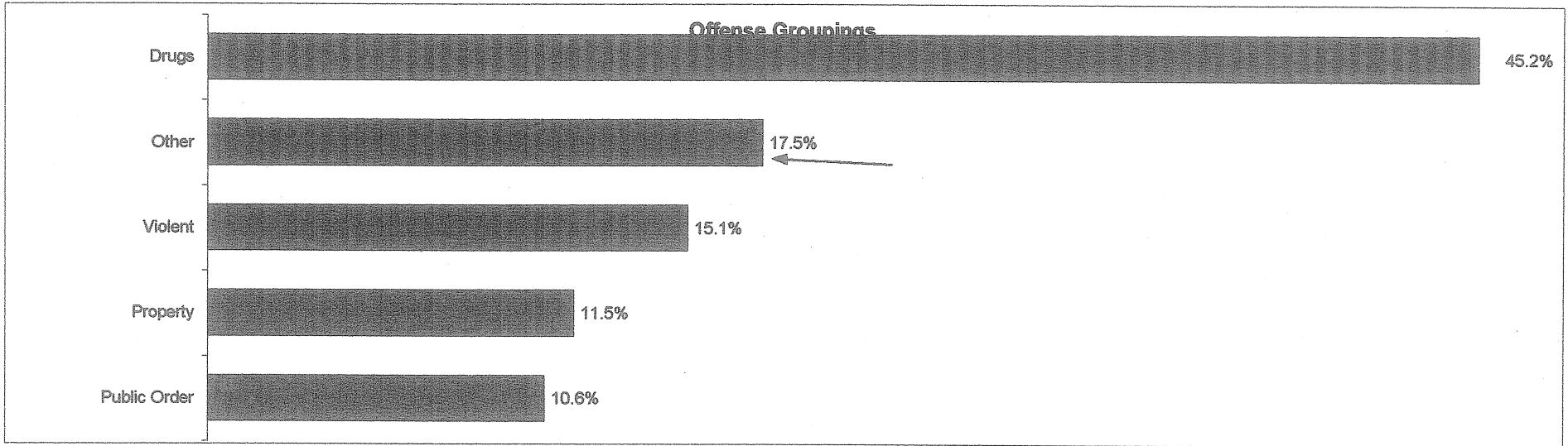
**Connecticut Board of Parole
Parole Supervision Caseload
January 31, 2001**

Distributions for this Latest Month



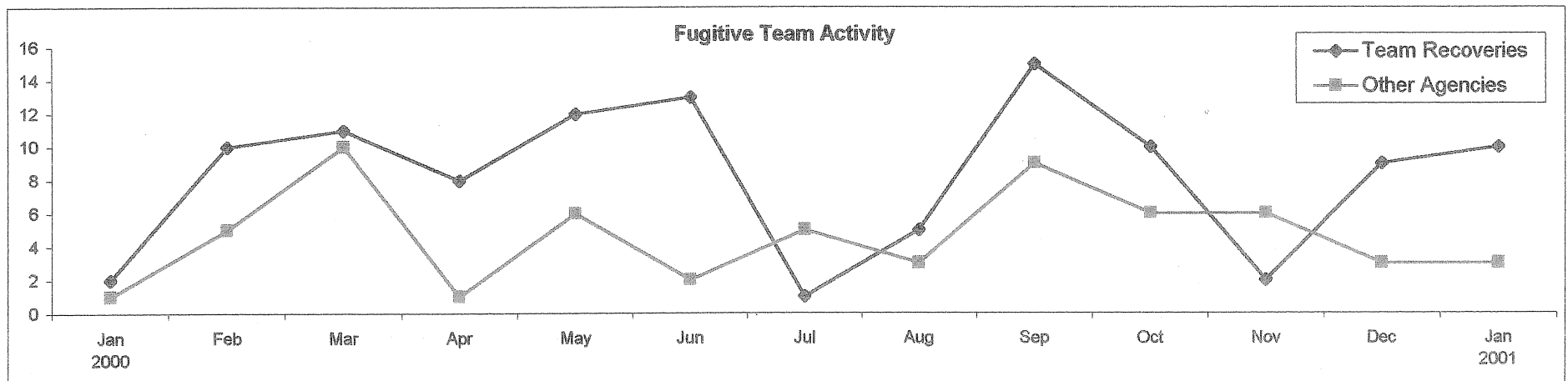
Connecticut Board of Parole Parole Supervision Caseload January 31, 2001

Distributions for this Latest Month



Connecticut Board of Parole
Parole Supervision Caseload
January 31, 2001

Unit Activities



**Connecticut Board of Parole
Parole Supervision Caseload
January 31, 2001**

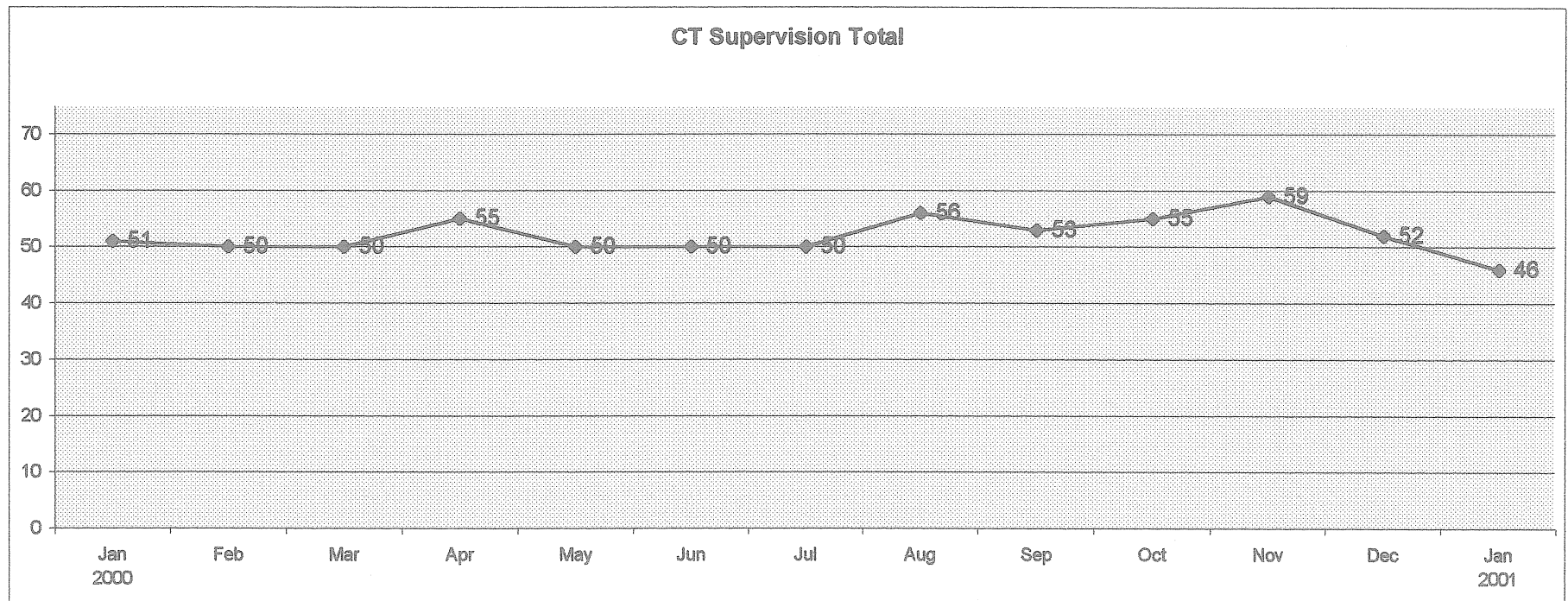
Parolee Employment Information

	2000												2001
	Jan	Feb	Mar	Apr	May	Jun	Jul	Aug	Sep	Oct	Nov	Dec	Jan
Number of Parolees Employed:	1176	1169	1180	1257	1291	1288	1315	1343	1328	1315	1352	1387	1414
Parolees Unemployable:	105	99	117	116	120	133	118	105	127	144	123	140	158
Proportion Employed:	92%	89%	90%	90%	92%	92%	91%	90%	90%	89%	90%	90%	90%
Number Active in Parole Works:	60	69	51	60	47	61	58	62	72	77	77	76	116
# Community Service Hours:	322	586	934	960	868	751	531	1042	764	655	508	372	778

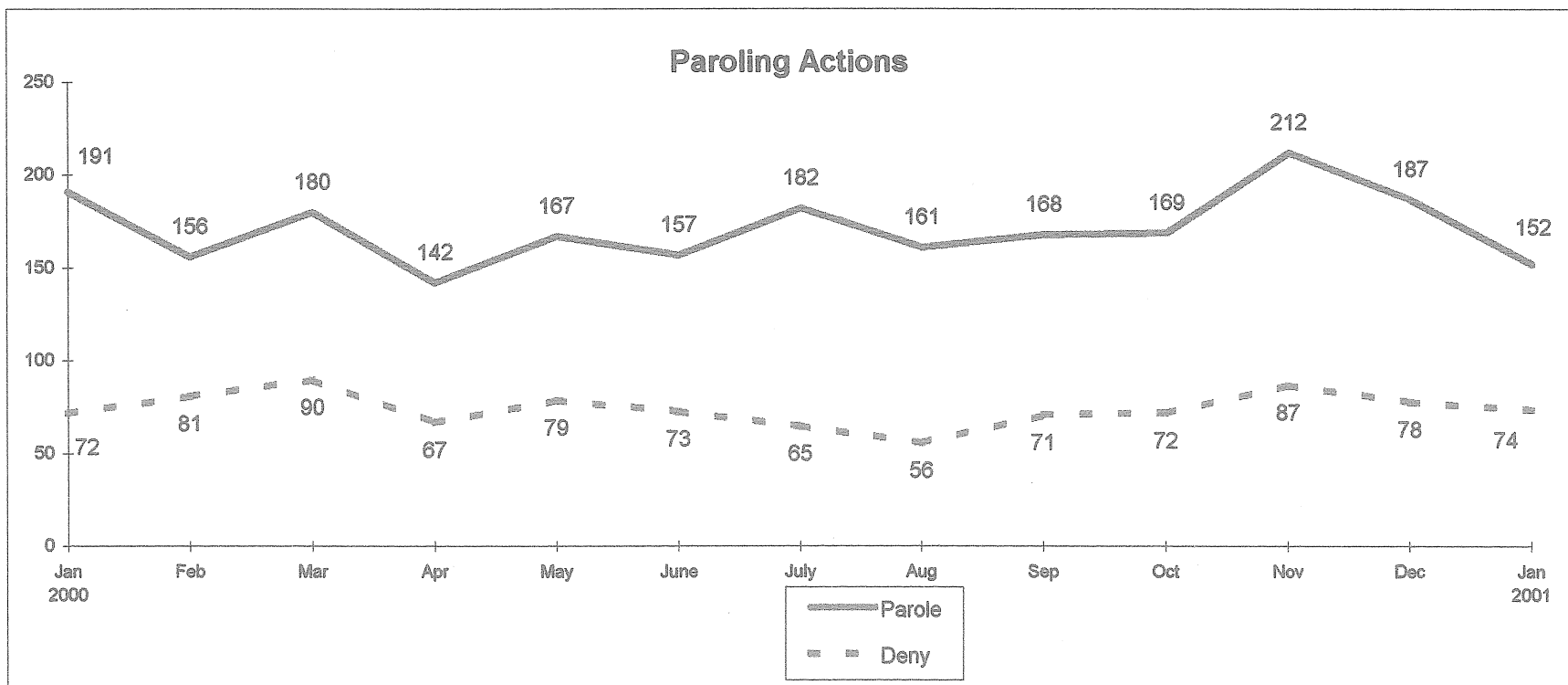
Parole Supervision Caseload January 31, 2001

Zero Tolerance Caseload

	2000												2001
	Jan	Feb	Mar	Apr	May	Jun	Jul	Aug	Sep	Oct	Nov	Dec	Jan
CT Parolees Supervised in CT	51	50	50	55	50	50	50	56	53	55	59	52	44
Out Of State Parolees Supervised in CT	0	0	0	0	0	0	0	0	0	0	0	0	2
CT Supervision Total:	51	50	50	55	50	50	50	56	53	55	59	52	46
Parole Violators Confined	5	5	7	3	5	8	13	11	8	6	4	2	3
GRAND TOTAL	56	55	57	58	55	58	63	67	61	61	63	54	49



Connecticut Board of Parole
Hearings Division Monthly Statistics
January 31, 2001

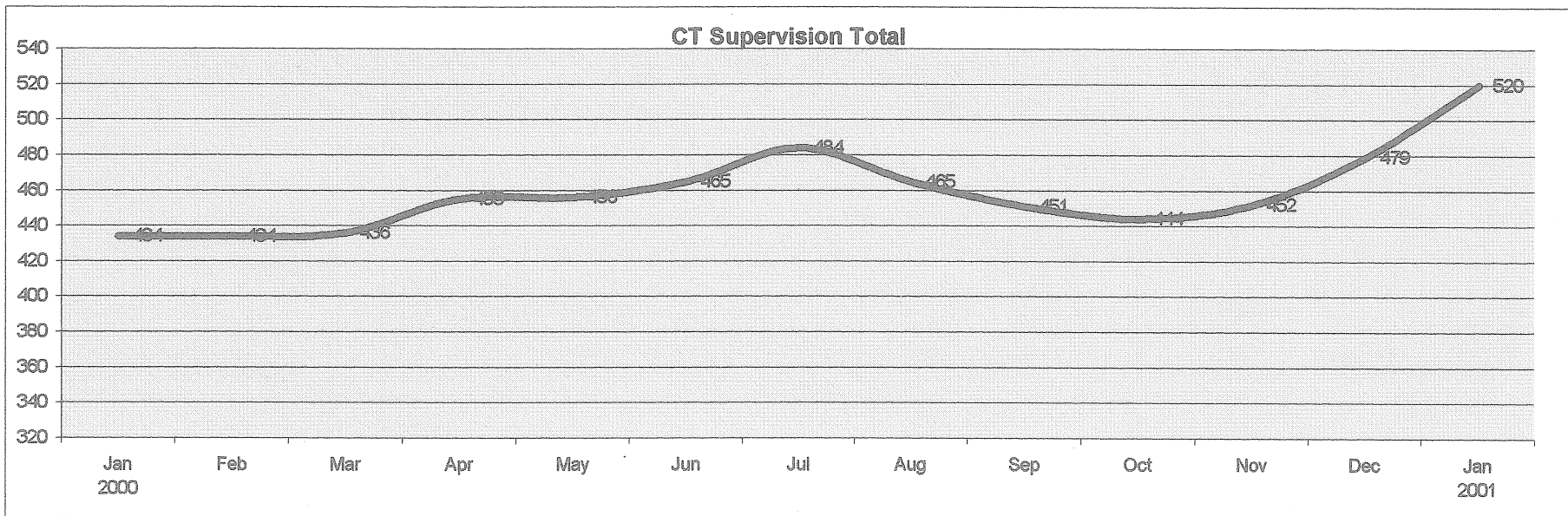


Parole Supervision Caseload

January 31, 2001

Bridgeport District Office Supervision Caseload

	2000												2001
	Jan	Feb	Mar	Apr	May	Jun	Jul	Aug	Sep	Oct	Nov	Dec	Jan
CT Parolees Supervised in CT	390	389	390	406	407	411	427	415	406	402	406	426	462
Out Of State Parolees Supervised in CT	44	45	46	49	49	54	57	50	45	42	46	53	58
CT Supervision Total:	434	434	436	455	456	465	484	465	451	444	452	479	520
Parole Violators Confined	41	38	44	40	38	45	43	48	66	70	60	56	64
GRAND TOTAL	475	472	480	495	494	510	527	513	517	514	512	535	584

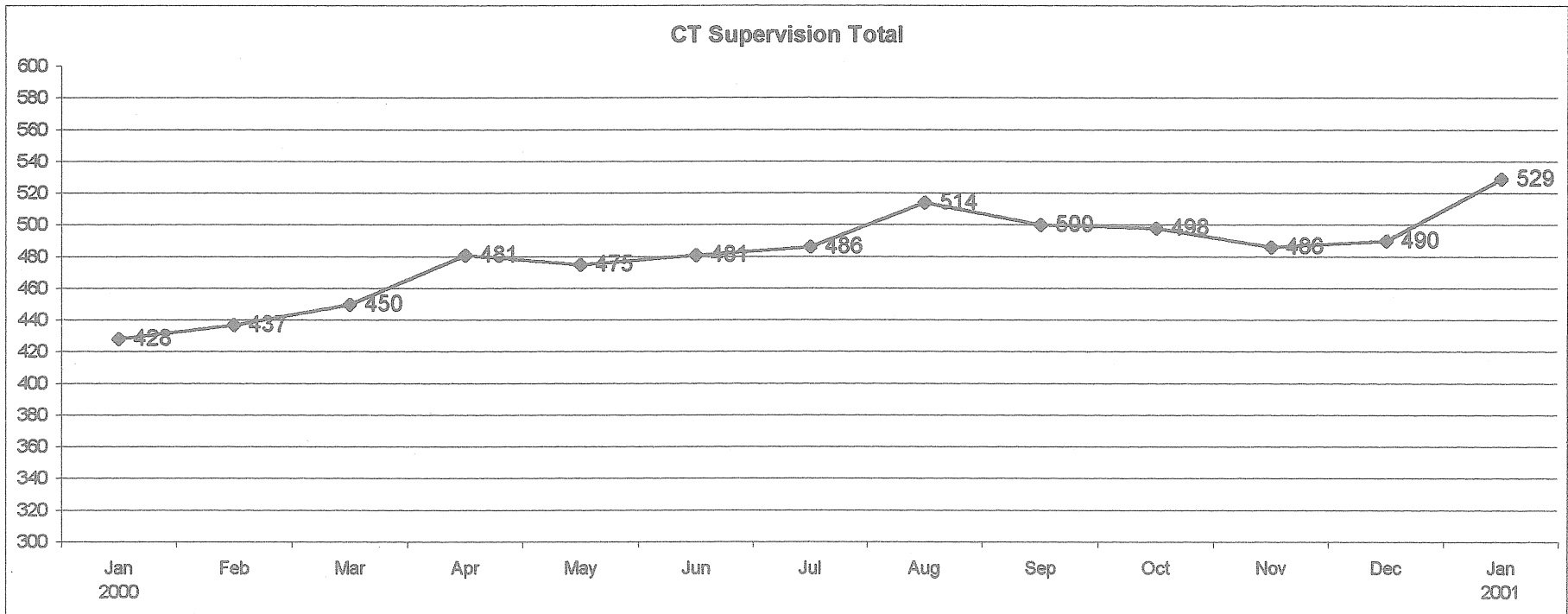


Parole Supervision Caseload

January 31, 2001

Hartford District Office Supervision Caseload

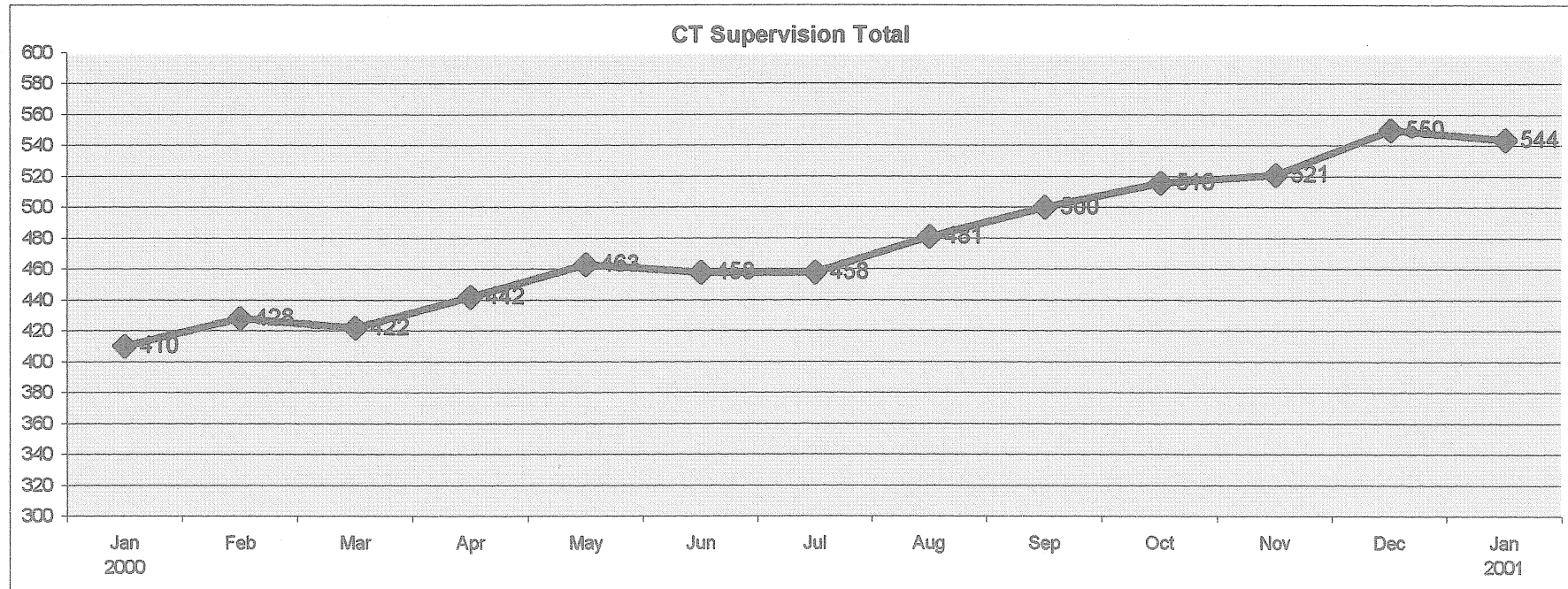
	2000												2001
	Jan	Feb	Mar	Apr	May	Jun	Jul	Aug	Sep	Oct	Nov	Dec	Jan
CT Parolees Supervised in CT	391	398	410	439	436	444	448	474	460	457	447	444	481
Out Of State Parolees Supervised in CT	37	39	40	42	39	37	38	40	40	41	39	46	48
CT Supervision Total:	428	437	450	481	475	481	486	514	500	498	486	490	529
Parole Violators Confined	57	52	48	54	49	52	48	54	56	74	69	70	68
GRAND TOTAL	485	489	498	535	524	533	534	568	556	572	555	560	597



Parole Supervision Caseload January 31, 2001

New Haven District Office Supervision Caseload

	2000												2001
	Jan	Feb	Mar	Apr	May	Jun	Jul	Aug	Sep	Oct	Nov	Dec	Jan
CT Parolees Supervised in CT	348	363	357	375	398	397	396	427	444	457	465	490	486
Out Of State Parolees Supervised in CT	62	65	65	67	65	61	62	54	56	59	56	60	58
CT Supervision Total:	410	428	422	442	463	458	458	481	500	516	521	550	544
Parole Violators Confined	63	57	66	55	40	48	46	46	46	63	58	60	49
GRAND TOTAL	473	485	488	497	503	506	504	527	546	579	579	610	593

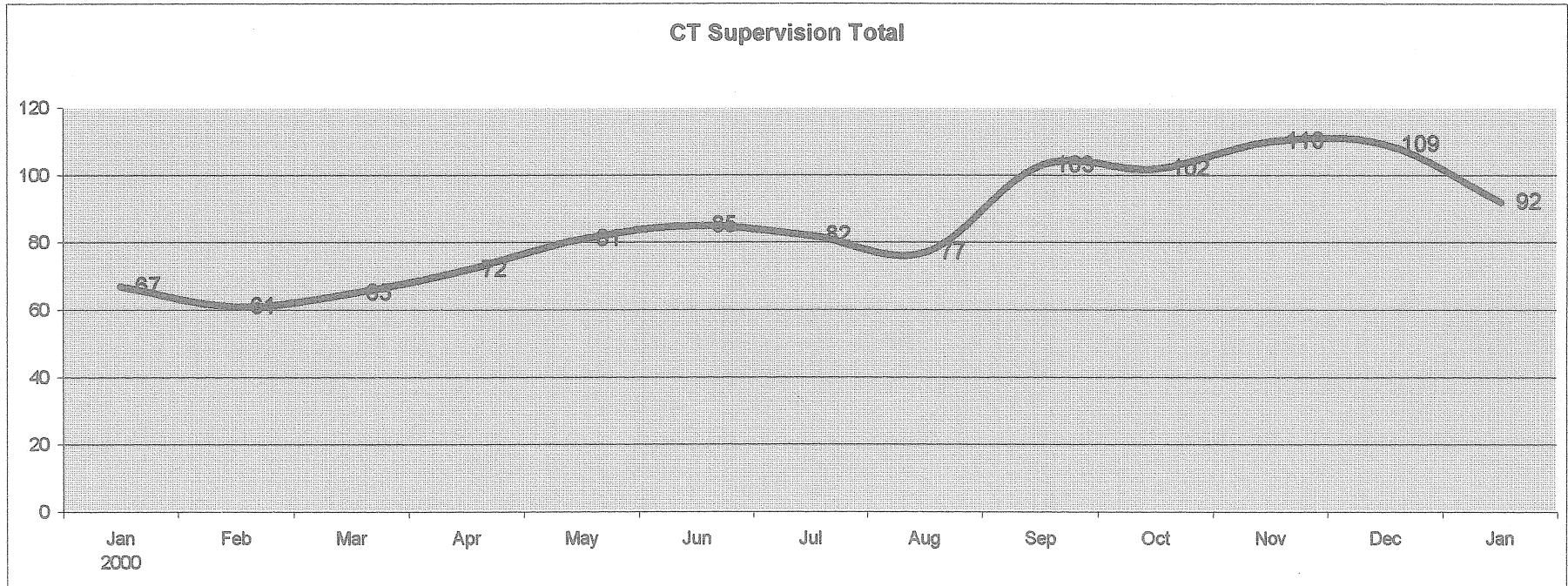


Parole Supervision Caseload

January 31, 2001

Special Management Supervision Caseload

	2000												Jan
	Jan	Feb	Mar	Apr	May	Jun	Jul	Aug	Sep	Oct	Nov	Dec	
CT Parolees Supervised in CT	53	51	53	59	67	71	68	63	89	85	93	89	77
Out Of State Parolees Supervised in CT	14	10	12	13	14	14	14	14	14	17	17	20	15
CT Supervision Total:	67	61	65	72	81	85	82	77	103	102	110	109	92
Parole Violators Confined	4	6	5	5	5	3	5	4	5	6	7	6	7
GRAND TOTAL	71	67	70	77	86	88	87	81	108	108	117	115	99



Violation Reports

January 31, 2001

<i>Office</i>	<i>Parole Officer</i>	<i>Absconder</i>	<i>Criminal</i>	<i>Technical</i>	<i>Total</i>
<i>Bridgeport</i>					
	Bouley		2		2
	Defeo	1	1		2
	DeLucia		1		1
	Emielita		2		2
	Holmes	1	1		2
	Johnson		2		2
	O'Connor			1	1
	Office Total	2	9	1	12
<i>Hartford</i>					
	Banas		1		1
	Boleski	1			1
	Casanova	1		1	2
	Corris			1	1
	Hyman	1			1
	Knapp		1		1
	Mills		2		2
	Sparks		1		1
	Office Total	3	5	2	10
<i>New Haven</i>					
	Amaral	1		1	2
	Duca			1	1
	Greene	1		1	2
	Haggan		1		1
	Hogan	1	1	2	4
	Krupa		1		1
	Nelson	1	2	1	4
	Runlett			1	1
	Watts		2		2

Thursday, February 08, 2001

<i>Office</i>	<i>Parole Officer</i>	<i>Absconder</i>	<i>Criminal</i>	<i>Technical</i>	<i>Total</i>
	Office Total	4	7	7	18
<i>Special Management</i>					
	Barry			1	1
	Barwikowski		1		1
	Noto		2		2
	Office Total		3	1	4
<hr/>					
<i>Grand Total</i>		9	24	11	44

** Source: Hearings Division Warrant Requests and Interstate Reports*