


STATE OF CONNECTICUT

Connecticut Parole and
Community Services

Monthly Report



December 2000
(December 1999 to December 2000)

Prepared by
Jerry Stowell

FOR
BOARD OF PARDONS & PAROLES (BOPP)
AND
DEPARTMENT OF CORRECTION (DOC)
Parole and Community Services Division

**Correctional Population and Parole Eligibility
December 31, 2000**

Confined Population	16,797		
(Unsentenced and Special Inmates)	(3,230)	Balance	13,567
(Sentences 2 Years & Less, Cuscom, New Admits)	(4,203)	Balance	9,364
(Parole Ineligible, crime committed)	(603)	Balance	8,761
(SRG Classification)	(314)	Balance	8,447
(Wright Decision Cases)	(351)	Balance	8,096
(Level 5 Classification)	(63)	Balance	8,033
(Chronic Disciplinary Unit Classification)	(38)		
Population Eligible for Parole Consideration	7,995		

**Connecticut Board of Parole
Parole Supervision Caseload
December 31, 2000**

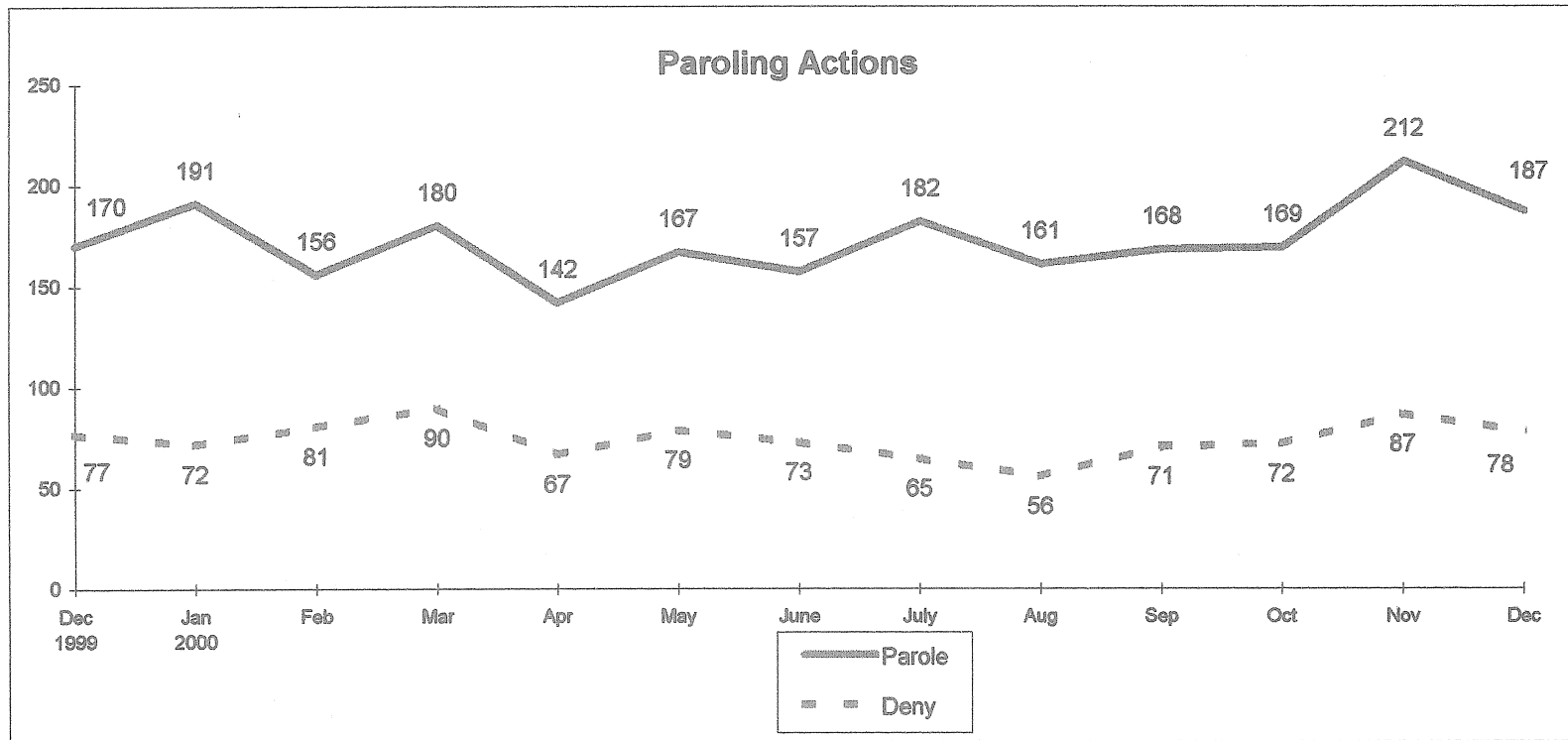
Parolee Employment Information

	1999 Dec	2000											
		Jan	Feb	Mar	Apr	May	Jun	Jul	Aug	Sep	Oct	Nov	Dec
Number of Parolees Employed:	1128	1176	1169	1180	1257	1291	1288	1315	1343	1328	1315	1352	1387
Parolees Unemployable:	110	105	99	117	116	120	133	118	105	127	144	123	140
Proportion Employed:	91%	92%	89%	90%	90%	92%	92%	91%	90%	90%	89%	90%	90%
Number Active in Parole Works:	50	60	69	51	60	47	61	58	62	72	77	77	76
# Community Service Hours:	490	322	586	934	960	868	751	531	1042	764	655	508	372

**Connecticut Board of Parole
Hearings Division Monthly Statistics
December 31, 2000**

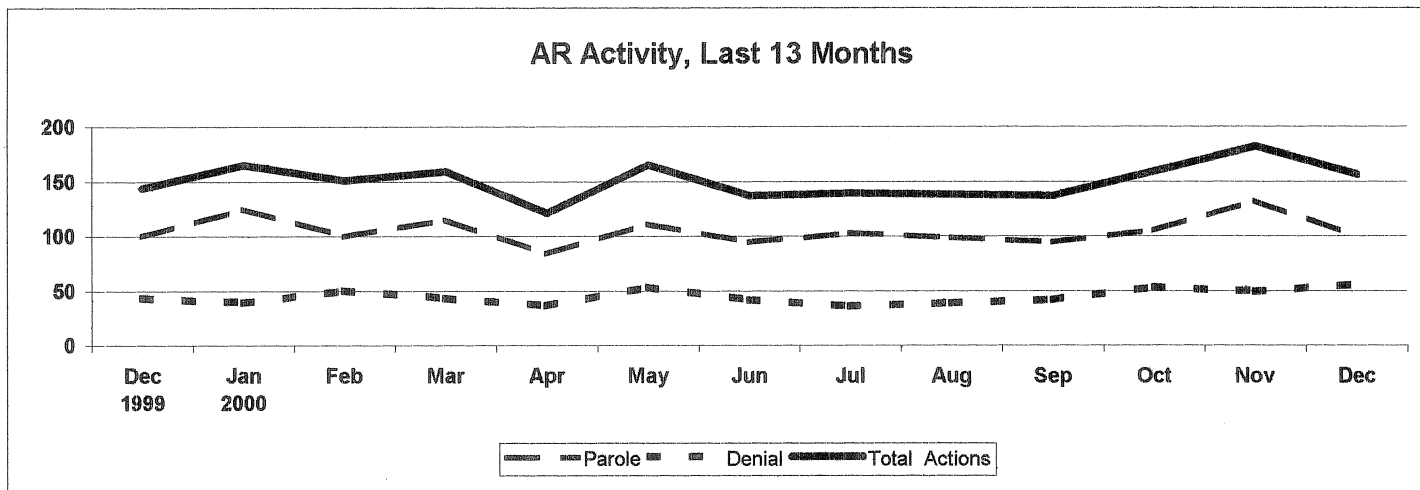
	1999	2000												12 Mo.
	Dec	Jan	Feb	Mar	Apr	May	June	July	Aug	Sep	Oct	Nov	Dec	Totals
Full Panel Actions														
Parole	70	66	56	65	58	56	62	79	62	73	64	80	87	808
Deny	33	32	30	46	30	25	31	29	17	29	18	37	22	346
Medical Parole	0	0	0	0	0	0	0	0	0	2	0	0	0	2
Revoke	22	27	47	24	33	45	34	30	29	39	43	48	39	438
Revoke & Reparole	13	15	5	7	7	7	7	5	8	12	8	16	13	110
Rescind	8	6	9	9	10	22	20	10	11	10	1	9	11	128
Rescind & Reparole	6	14	7	13	9	9	13	16	13	10	8	19	18	149
Early Parole Discharge	0	0	0	0	0	0	0	0	0	0	0	0	0	0
Total Full Panel Actions	152	160	154	164	147	164	167	169	140	175	142	209	190	1981
														0
Administrative Review Actions														0
Parole	100	125	100	115	84	111	95	103	99	95	105	132	100	1264
Deny	44	40	51	44	37	54	42	36	39	42	54	50	56	545
Total Admin. Review Actions	144	165	151	159	121	165	137	139	138	137	159	182	156	1809
														0
Staff Actions														0
Case Review	26	33	35	39	27	58	21	26	32	35	23	36	27	392
Review & Reschedule	195	138	154	143	124	126	156	176	193	220	141	157	182	1910
Close Interest	60	72	53	54	69	75	51	53	68	84	79	59	63	780
														0
Total Actions	577	568	547	559	488	588	532	563	571	651	544	643	618	6872
Total Hearing Dates	17	18	15	21	16	19	18	16	18	20	17	17	17	212
Parole Grant Rate														
Full Panels	68%	67%	65%	59%	66%	69%	67%	73%	78%	72%	78%	68%	80%	70%
Administrative Reviews	69%	76%	66%	72%	69%	67%	69%	74%	72%	69%	66%	73%	64%	70%

Connecticut Board of Parole
Hearings Division Monthly Statistics
December 31, 2000



**Connecticut Board of Parole
Hearings Division Monthly Statistics
Administrative Reviews
December 31, 2000**

	1999	2000											
	Dec	Jan	Feb	Mar	Apr	May	Jun	Jul	Aug	Sep	Oct	Nov	Dec
Parole	100	125	100	115	84	111	95	103	99	95	105	132	100
Denial	44	40	51	44	37	54	42	36	39	42	54	50	56
Medical Parole	0	0	0	0	0	0	0	0	0	0	0	0	0
Total Actions	144	165	151	159	121	165	137	139	138	137	159	182	156



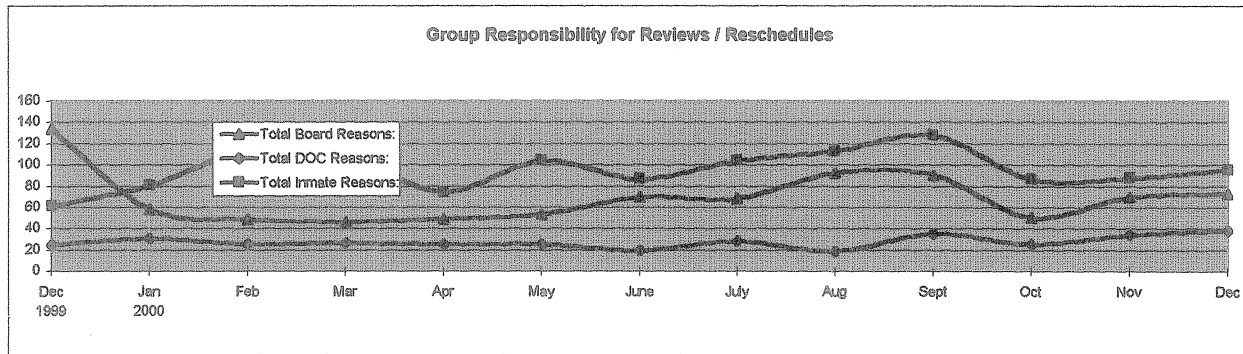
Connecticut Board of Parole
Hearings Division Monthly Statistics
Current Location
December 31, 2000
Persons Granted Parole via Administrative Reviews

Granting Month

Location	Granting Month												12 Mo.	
	1999 Dec	2000											Total	
	Dec	Jan	Feb	Mar	Apr	May	June	Jul	Aug	Sep	Oct	Nov	Dec	Total
CT Parole Supervision	0	2	1	0	0	1	0	0	1	1	1	0	0	7
Out-of State Parole Supervision	0	0	0	0	0	0	0	0	0	0	0	0	0	0
Abscond from Parole	0	0	0	0	0	0	0	0	0	0	0	0	0	0
Halfway House	4	7	6	5	2	7	3	3	5	4	8	3	6	59
Confined in CT, to be Released	95	115	93	110	82	102	92	100	93	89	95	129	94	1194
Confined, Out of State	0	0	0	0	0	1	0	0	0	1	1	0	0	3
Furlough	0	0	0	0	0	0	0	0	0	0	0	0	0	0
Escaped, Prior to Release	1	0	0	0	0	0	0	0	0	0	0	0	0	0
Reconfined	0	0	0	0	0	0	0	13	0	1	0	0	0	14
TS	0	0	0	0	0	0	0	0	0	0	0	0	0	0
Discharged	0	0	0	0	0	0	0	0	0	1	0	1	0	2
Total	100	124	100	115	84	111	95	116	99	97	105	133	100	1279

**Connecticut Board of Parole
Types of Review and Rescheduling Activities
December 2000**

	1999 Dec	2000 Jan	Feb	Mar	Apr	May	June	July	Aug	Sept	Oct	Nov	Dec
<u>Inmate-Related Reasons:</u>													
<u>Regular Hearings</u>													
In Seg/Punitive Seg	2	4	4	8	3	2	3	4	5	7	7	3	10
Inmate's Request	1	0	0	0	0	0	0	0	0	2	0	1	0
Pending Charges	10	20	35	19	24	19	23	28	18	21	27	29	13
Pending DR	0	0	0	0	0	0	0	0	0	1	0	0	0
SRG Affiliation	16	16	26	25	11	18	22	30	23	20	23	15	21
Pending Waiver	0	0	0	0	0	0	0	0	0	0	0	0	0
85% Status	6	7	10	15	10	6	18	15	34	42	6	3	24
Case Review	26	33	35	39	27	58	21	26	32	35	23	36	27
<u>Revocation Hearings:</u>													
Attorney	0	0	2	0	0	0	0	0	0	0	0	1	0
Pending Charges	1	1	2	2	0	1	0	1	1	0	1	0	1
Total Inmate Reasons:	62	81	114	108	75	104	87	104	113	126	87	88	96
<u>DOC-Related Reasons</u>													
<u>Regular Hearings</u>													
Transportation	22	26	20	22	24	22	13	26	16	30	21	23	26
Awaiting MH Evaluation	3	5	6	5	2	4	7	3	3	6	5	12	13
Total DOC Reasons:	25	31	26	27	26	26	20	29	19	36	26	35	39
<u>Board-Related Reasons</u>													
<u>Regular Hearings</u>													
Additional Info	14	13	6	12	9	9	20	16	15	29	9	26	20
Additional Offense Info	18	17	19	13	17	8	17	13	13	13	12	14	9
Hearing Cancelled	58	1	0	1	0	0	0	0	0	0	0	0	0
Ineligible-PE date	15	9	4	5	7	10	13	8	17	22	9	13	24
No Parole Package	0	0	0	0	0	0	0	0	0	0	0	0	0
Awaiting Sex Offender Eval	8	8	5	6	4	6	1	1	5	9	8	7	7
Other	21	11	15	10	13	21	19	31	43	18	13	10	14
Total Board Reasons:	134	59	49	47	50	54	70	69	93	91	51	70	74
All Reasons:	221	171	189	182	151	184	177	202	225	255	164	193	209

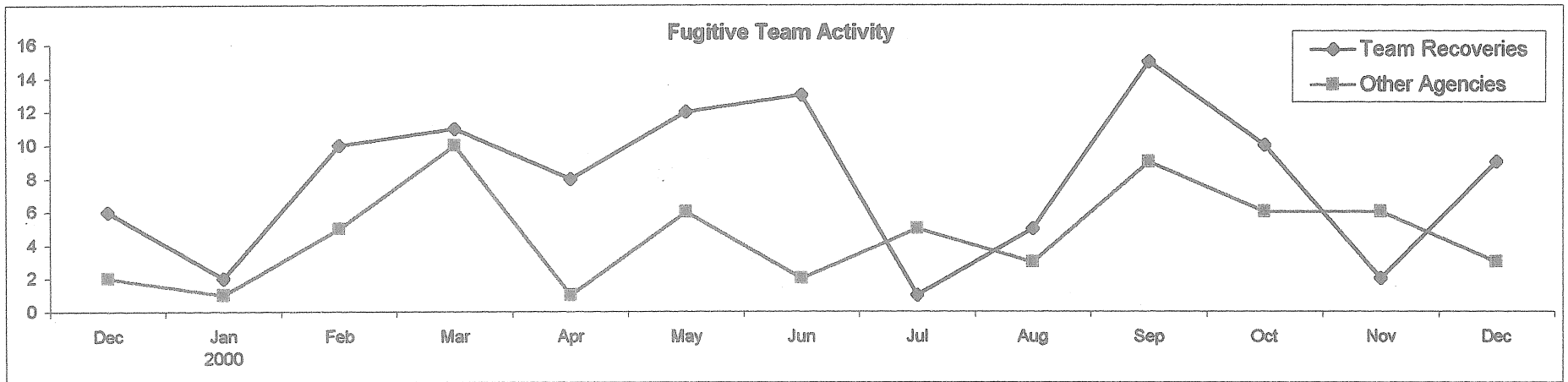


**Parole Granting Rate
February 1999 - December 2000**

	Full Panel Hearings	Administrative Reviews
February	67%	60%
March	53%	67%
April	58%	54%
May	64%	54%
June	66%	70%
July	64%	76%
August	71%	71%
Septembe	72%	65%
October	69%	75%
November	69%	60%
December	68%	69%
January	67%	76%
February	65%	66%
March	67%	67%
April	66%	69%
May	69%	67%
June	67%	69%
July	73%	74%
August	78%	72%
Septembe	72%	69%
October	78%	66%
November	68%	73%
December	80%	64%
Average:	68%	68%

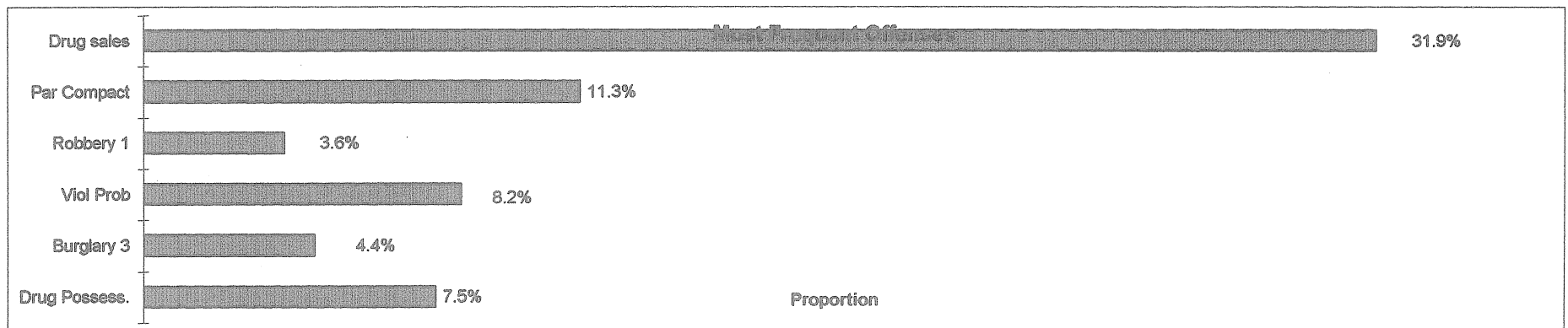
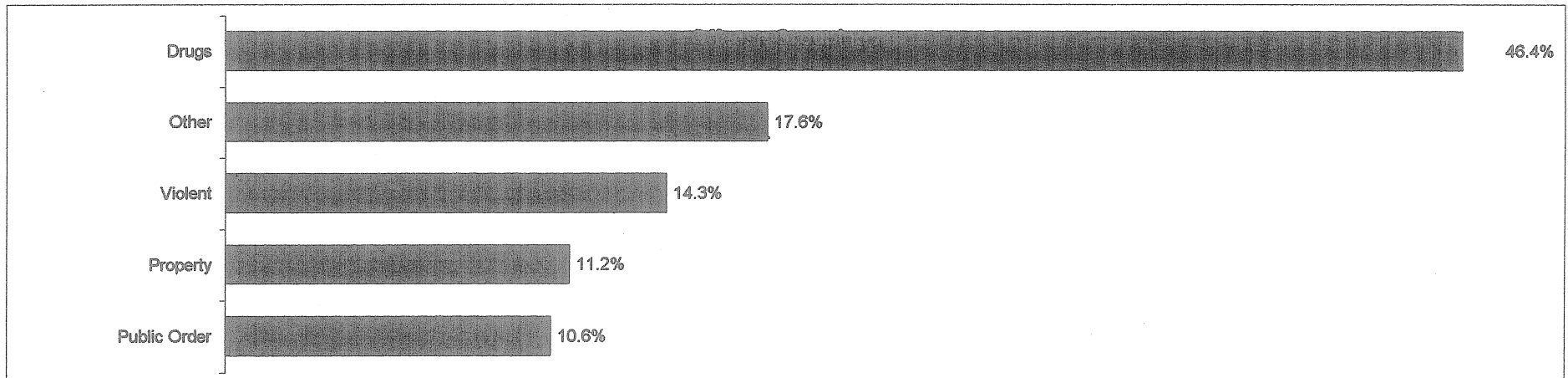
**Connecticut Board of Parole
Parole Supervision Caseload
December 31, 2000**

Unit Activities



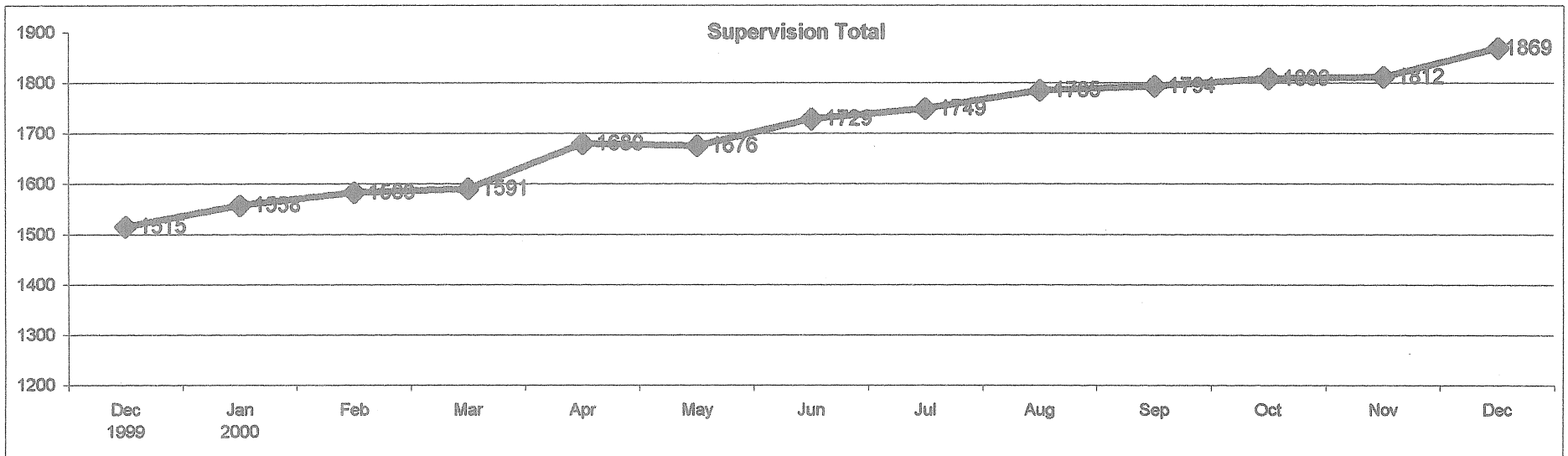
**Connecticut Board of Parole
Parole Supervision Caseload
December 31, 2000**

Distributions for this Latest Month



Connecticut Board of Parole Parole Supervision Caseload December 31, 2000

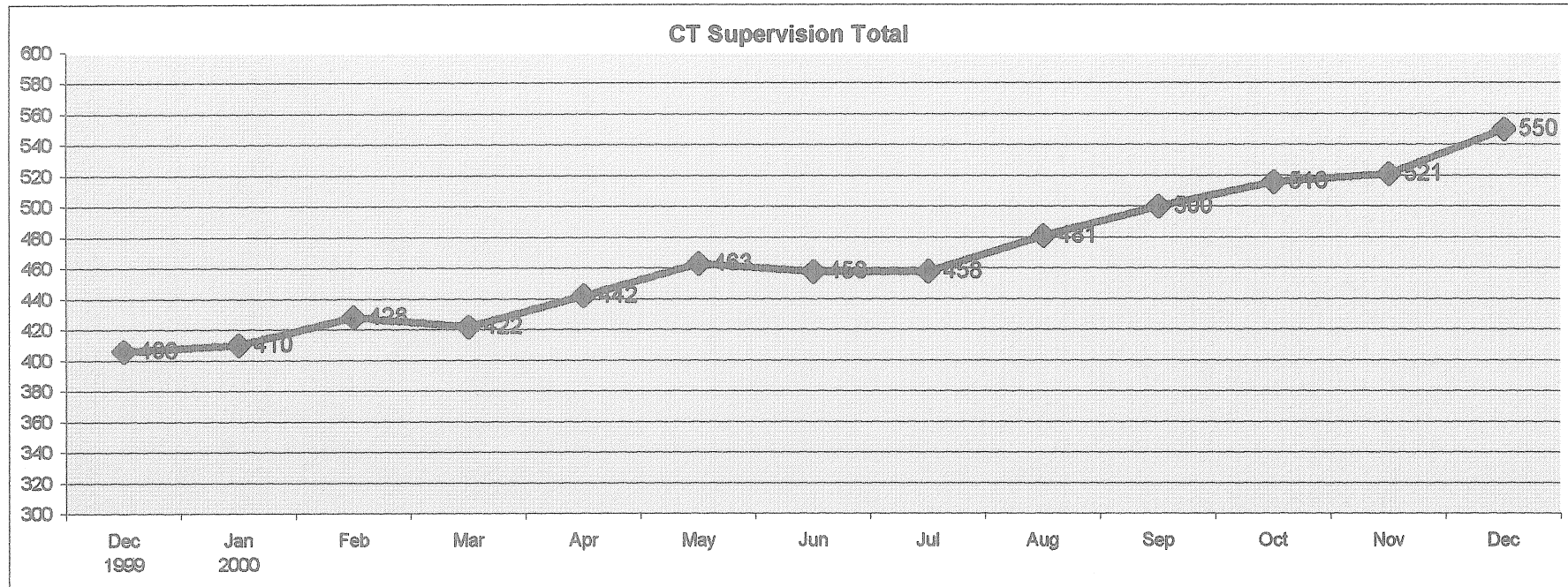
	1999 Dec	2000 Jan	Feb	Mar	Apr	May	Jun	Jul	Aug	Sep	Oct	Nov	Dec	12 Mo Avg.
CT Parolees Supervised in CT	1199	1233	1252	1260	1334	1358	1373	1389	1435	1452	1456	1470	1501	1351
Out Of State Parolees Supervised in CT	151	157	159	163	171	167	166	171	158	155	159	158	179	161
CT Supervision Total:	1350	1390	1411	1423	1505	1525	1539	1560	1593	1607	1615	1628	1680	1512
CT Parolees Supervised Out of State	165	168	172	168	175	151	190	189	192	187	194	184	189	178
Supervision Total:	1515	1558	1583	1591	1680	1676	1729	1749	1785	1794	1809	1812	1869	1690
Parole Violators Confined	177	165	154	176	152	140	152	161	165	199	214	199	192	171
GRAND TOTAL	1692	1723	1737	1767	1832	1816	1881	1910	1950	1993	2023	2011	2061	1848



Parole Supervision Caseload December 31, 2000

New Haven District Office Supervision Caseload

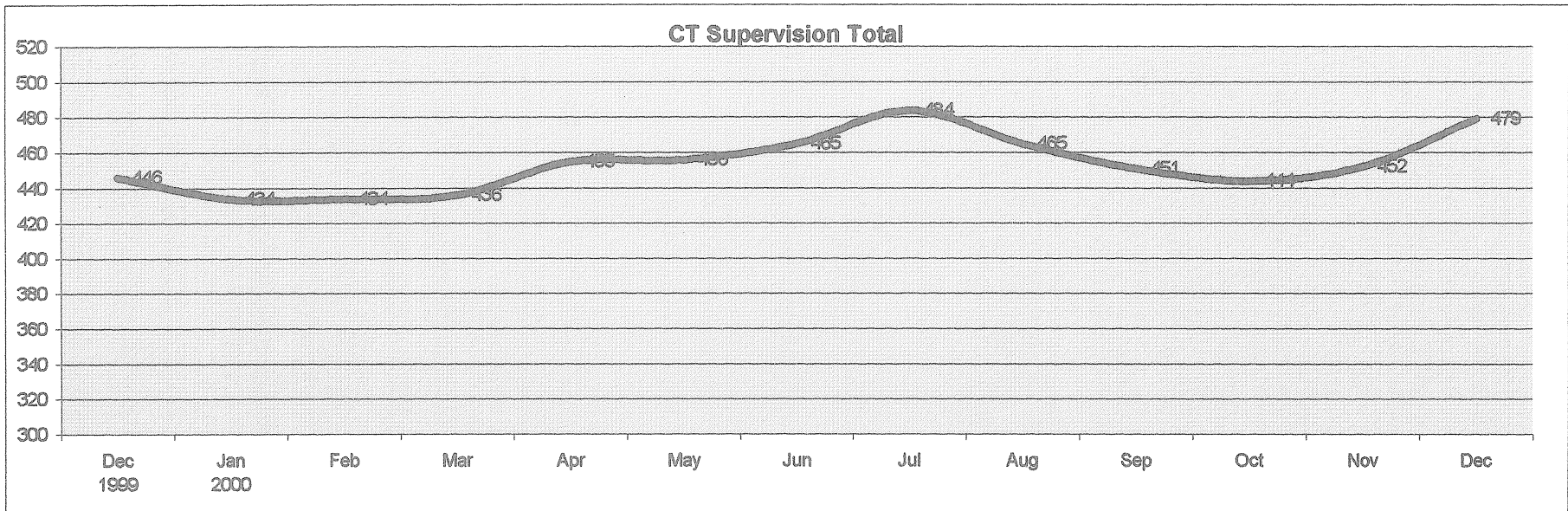
	1999	2000											
	Dec	Jan	Feb	Mar	Apr	May	Jun	Jul	Aug	Sep	Oct	Nov	Dec
CT Parolees Supervised in CT	348	348	363	357	375	398	397	396	427	444	457	465	490
Out Of State Parolees Supervised in CT	58	62	65	65	67	65	61	62	54	56	59	56	60
CT Supervision Total:	406	410	428	422	442	463	458	458	481	500	516	521	550
Parole Violators Confined	70	63	57	66	55	40	48	46	46	46	63	58	60
GRAND TOTAL	476	473	485	488	497	503	506	504	527	546	579	579	610



Parole Supervision Caseload December 31, 2000

Bridgeport District Office Supervision Caseload

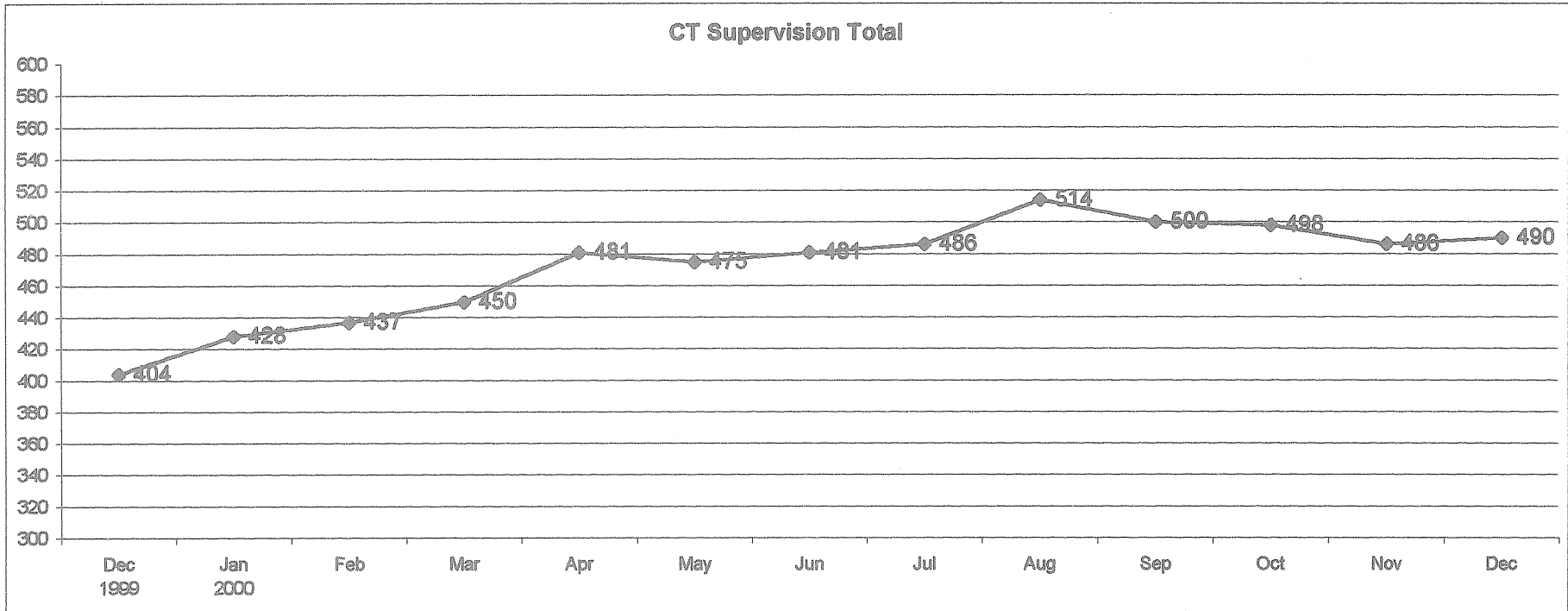
	1999	2000											
	Dec	Jan	Feb	Mar	Apr	May	Jun	Jul	Aug	Sep	Oct	Nov	Dec
CT Parolees Supervised in CT	389	390	389	390	406	407	411	427	415	406	402	406	426
Out Of State Parolees Supervised in CT	57	44	45	46	49	49	54	57	50	45	42	46	53
CT Supervision Total:	446	434	434	436	455	456	465	484	465	451	444	452	479
 Parole Violators Confined	 40	 41	 38	 44	 40	 38	 45	 43	 48	 66	 70	 60	 56
GRAND TOTAL	486	475	472	480	495	494	510	527	513	517	514	512	535



Parole Supervision Caseload December 31, 2000

Hartford District Office Supervision Caseload

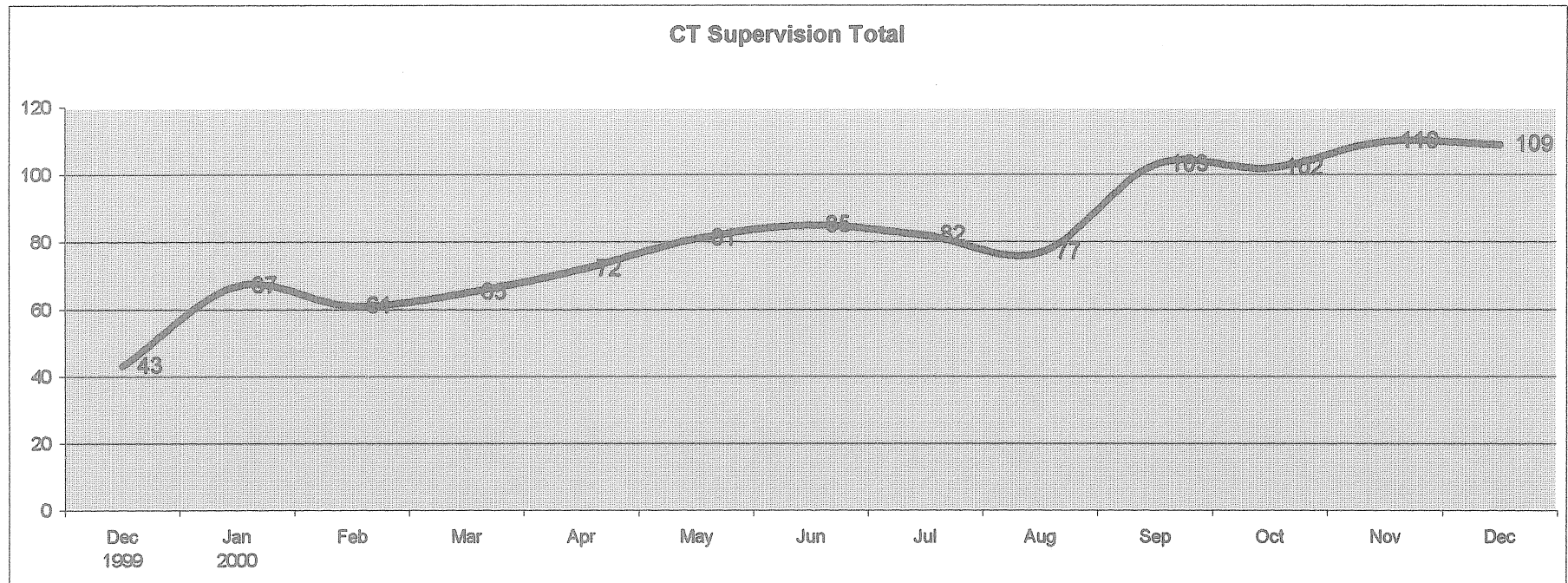
	1999	2000											
	Dec	Jan	Feb	Mar	Apr	May	Jun	Jul	Aug	Sep	Oct	Nov	Dec
CT Parolees Supervised in CT	368	391	398	410	439	436	444	448	474	460	457	447	444
Out Of State Parolees Supervised in CT	36	37	39	40	42	39	37	38	40	40	41	39	46
CT Supervision Total:	404	428	437	450	481	475	481	486	514	500	498	486	490
Parole Violators Confined	45	57	52	48	54	49	52	48	54	56	74	69	70
GRAND TOTAL	449	485	489	498	535	524	533	534	568	556	572	555	560



Parole Supervision Caseload December 31, 2000

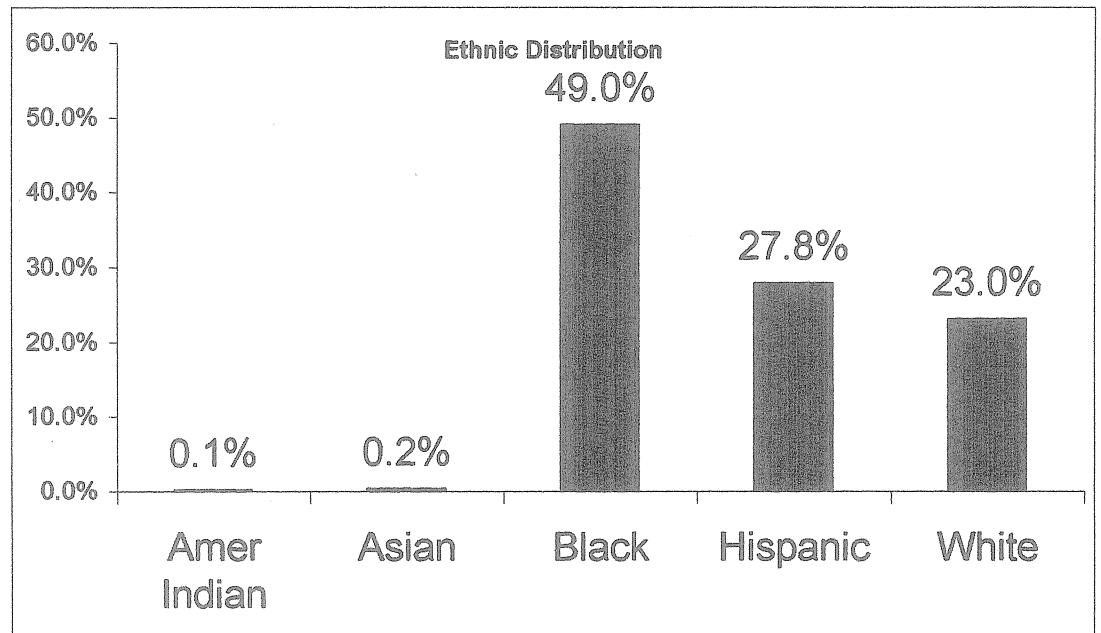
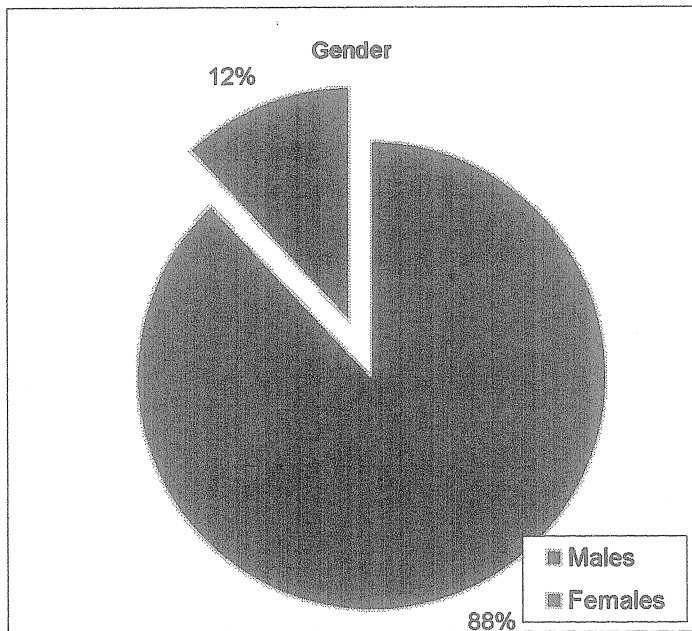
Special Management Supervision Caseload

	1999	2000											
	Dec	Jan	Feb	Mar	Apr	May	Jun	Jul	Aug	Sep	Oct	Nov	Dec
CT Parolees Supervised in CT	43	53	51	53	59	67	71	68	63	89	85	93	89
Out Of State Parolees Supervised in CT	0	14	10	12	13	14	14	14	14	14	17	17	20
CT Supervision Total:	43	67	61	65	72	81	85	82	77	103	102	110	109
Parole Violators Confined	4	4	6	5	5	5	3	5	4	5	6	7	6
GRAND TOTAL	47	71	67	70	77	86	88	87	81	108	108	117	115



**Connecticut Board of Parole
Parole Supervision Caseload
December 31, 2000**

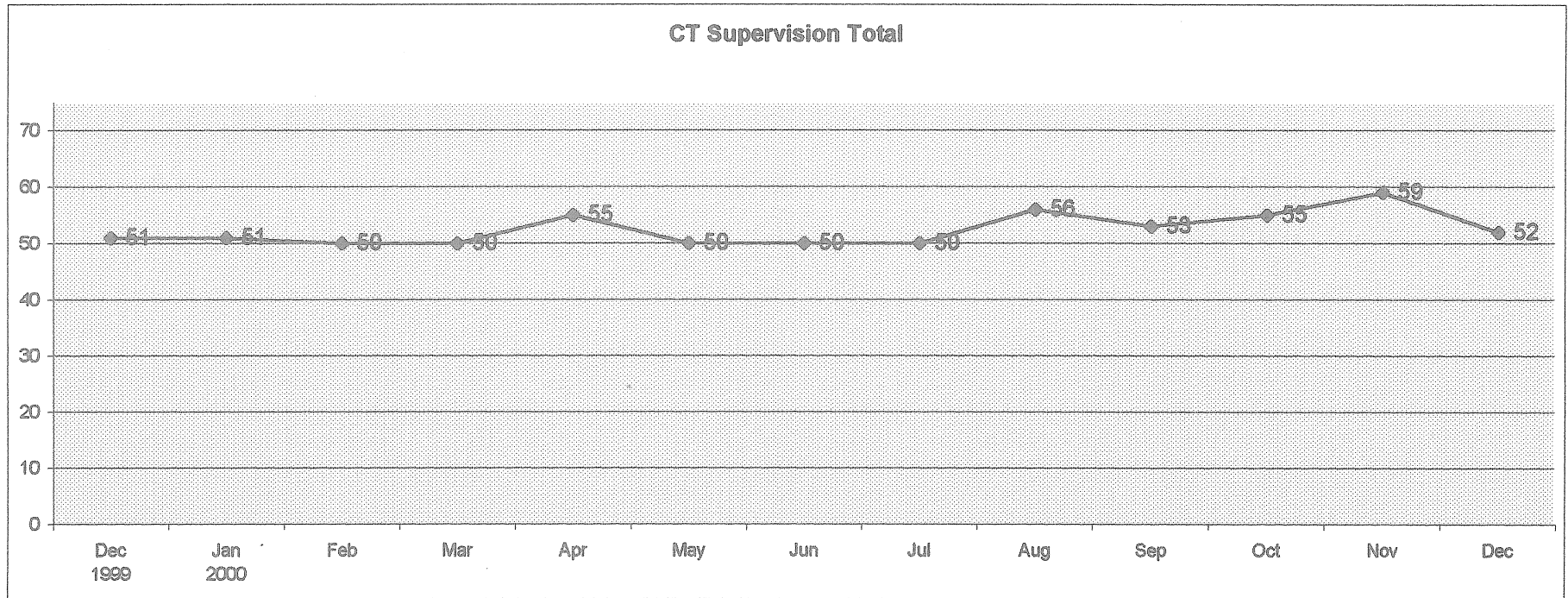
Distributions for this Latest Month



Parole Supervision Caseload December 31, 2000

Zero Tolerance Caseload

	1999	2000											
	Dec	Jan	Feb	Mar	Apr	May	Jun	Jul	Aug	Sep	Oct	Nov	Dec
CT Parolees Supervised in CT	51	51	50	50	55	50	50	50	56	53	55	59	52
Out Of State Parolees Supervised in CT	0	0	0	0	0	0	0	0	0	0	0	0	0
CT Supervision Total:	51	51	50	50	55	50	50	50	56	53	55	59	52
Parole Violators Confined	6	5	5	7	3	5	8	13	11	8	6	4	2
GRAND TOTAL	57	56	55	57	58	55	58	63	67	61	61	63	54



Violation Reports

December, 2000

Office	Parole Officer	Absconder	Criminal	Technical	Total
<i>Bridgeport</i>					
	Defeo	1	5		6
	DeLucia	1	4		5
	Holmes		1		1
	O'Connor			1	1
	O'Reilly		1	1	2
	Runlett			1	1
	Tomaszewski		1		1
	Office Total	2	12	3	17
<i>Hartford</i>					
	Banas		3		3
	Boleski		1		1
	Casanova	1	2	2	5
	Corris		1	1	2
	Edwards		2		2
	Knapp	1	1		2
	Mills	1	2	1	4
	Sparks		4		4
	Office Total	3	16	4	23
<i>New Haven</i>					
	Amaral		1	1	2
	Duca			1	1
	Fleming			2	2
	Krupa		1		1
	Nelson	1			1
	Runlett		1		1
	Watts		1		1
	Wood	2			2
	Office Total	3	4	4	11

Wednesday, January 10, 2001

<i>Office</i>	<i>Parole Officer</i>	<i>Absconder</i>	<i>Criminal</i>	<i>Technical</i>	<i>Total</i>
<i>Special Management</i>					
	Barry			1	1
	Barwikowski			2	2
	Noto	1		2	3
	Pacheco		1		1
	Office Total	1	1	5	7
<i>Grand Total</i>		9	33	16	58

** Source: Hearings Division Warrant Requests and Interstate Reports*