


STATE OF CONNECTICUT

Connecticut Parole and
Community Services

Monthly Report



November 2000
(November 1999 to November 2000)

Prepared by
Jerry Stowell

FOR
BOARD OF PARDONS & PAROLES (BOPP)
AND
DEPARTMENT OF CORRECTION (DOC)
Parole and Community Services Division

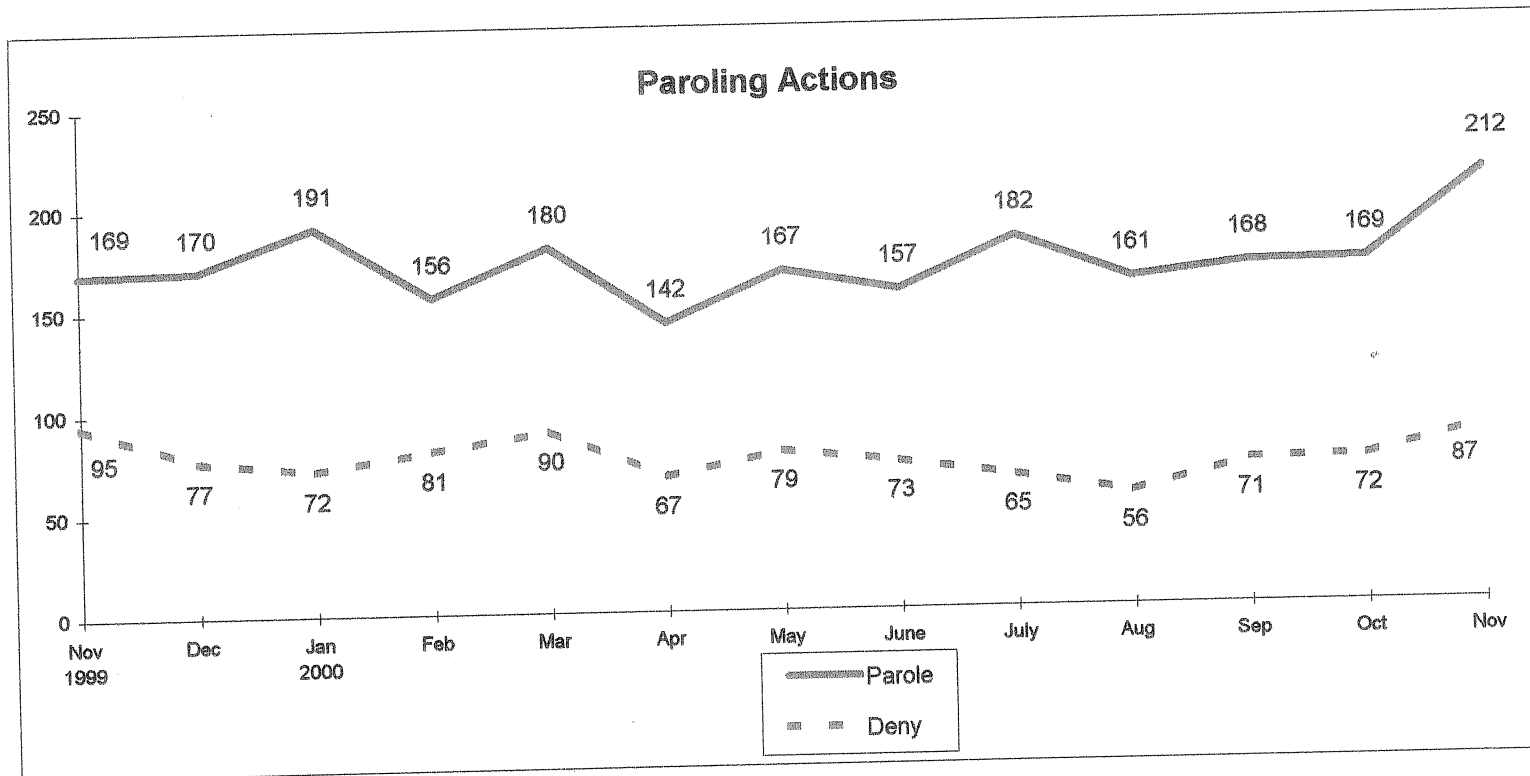
**Correctional Population and Parole Eligibility
November 30, 2000**

Confined Population	16,805		
(Unsentenced and Special Inmates)	(3,178)	Balance	13,627
(Sentences 2 Years & Less, Cuscom, New Admits)	(4,260)	Balance	9,367
(Parole Ineligible, crime committed)	(600)	Balance	8,767
(SRG Classification)	(318)	Balance	8,449
(Wright Decision Cases)	(346)	Balance	8,103
(Level 5 Classification)	(64)	Balance	8,039
(Chronic Disciplinary Unit Classification)	(44)		
Population Eligible for Parole Consideration	7,995		

**Connecticut Board of Parole
Hearings Division Monthly Statistics
November 30, 2000**

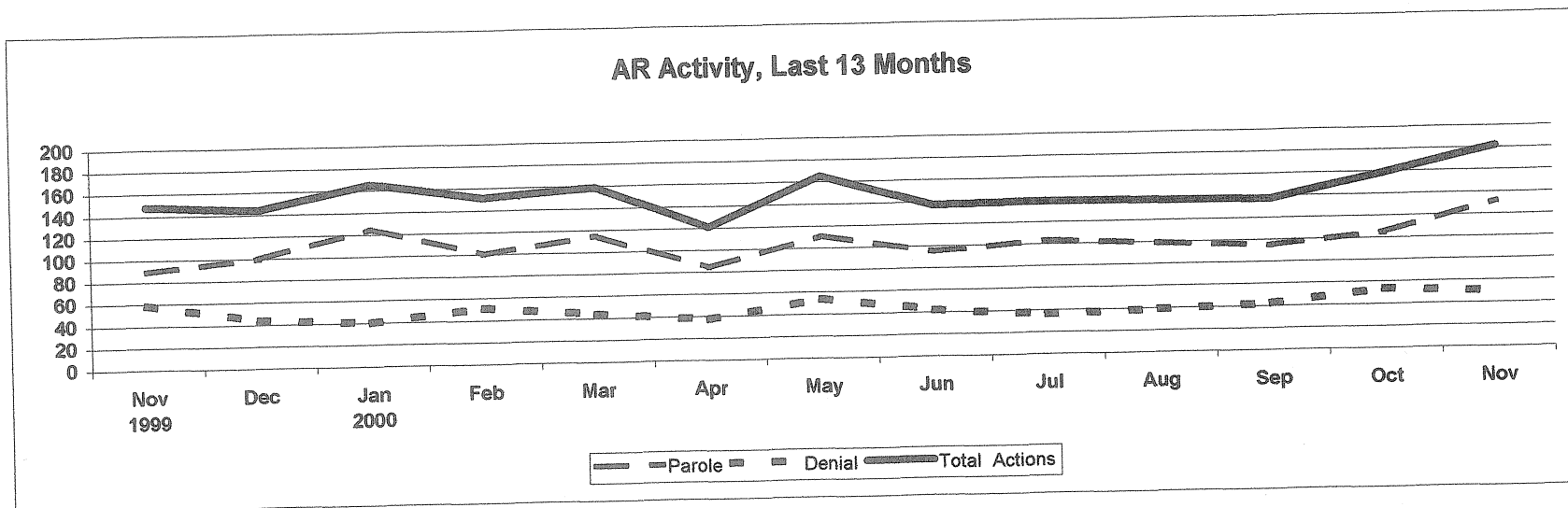
	1999		2000										12 Mo.	
	Nov	Dec	Jan	Feb	Mar	Apr	May	June	July	Aug	Sep	Oct	Nov	Totals
Full Panel Actions														
Parole	80	70	66	56	65	58	56	62	79	62	73	64	80	791
Deny	36	33	32	30	46	30	25	31	29	17	29	18	37	356
Medical Parole	0	0	0	0	0	0	0	0	0	0	2	0	0	2
Revoke	28	22	27	47	24	33	45	34	30	29	39	43	48	401
Revoke & Reparole	17	13	15	5	7	7	7	7	5	8	12	8	16	111
Rescind	6	8	6	9	9	10	22	20	10	11	10	1	9	122
Rescind & Reparole	3	6	14	7	13	9	9	13	16	13	10	8	19	121
Early Parole Discharge	0	0	0	0	0	0	0	0	0	0	0	0	0	0
Total Full Panel Actions	170	152	160	154	164	147	164	167	169	140	175	142	209	1904
Administrative Review Actions														
Parole	89	100	125	100	115	84	111	95	103	99	95	105	132	1221
Deny	59	44	40	51	44	37	54	42	36	39	42	54	50	542
Total Admin. Review Actions	148	144	165	151	159	121	165	137	139	138	137	159	182	1763
Staff Actions														
Case Review	24	26	33	35	39	27	58	21	26	32	35	23	35	379
Review & Reschedule	191	195	138	154	143	124	126	156	176	193	220	141	158	1957
Close Interest	72	60	72	53	54	69	75	51	53	68	84	79	59	790
Total Actions	605	577	568	547	559	488	588	532	563	571	651	544	643	6793
Total Hearing Dates	16	17	18	15	21	16	19	18	16	18	20	17	17	211
Parole Grant Rate														
Full Panels	69%	68%	67%	65%	59%	66%	69%	67%	73%	78%	72%	78%	68%	69%
Administrative Reviews	60%	69%	76%	66%	72%	69%	67%	69%	74%	72%	69%	66%	73%	69%

Connecticut Board of Parole
Hearings Division Monthly Statistics
November 30, 2000



**Connecticut Board of Parole
Hearings Division Monthly Statistics
Administrative Reviews
November 30, 2000**

	1999		2000										
	Nov	Dec	Jan	Feb	Mar	Apr	May	Jun	Jul	Aug	Sep	Oct	Nov
Parole	89	100	125	100	115	84	111	95	103	99	95	105	132
Denial	59	44	40	51	44	37	54	42	36	39	42	54	50
Medical Parole	0	0	0	0	0	0	0	0	0	0	0	0	0
Total Actions	148	144	165	151	159	121	165	137	139	138	137	159	182



**Connecticut Board of Parole
Hearings Division Monthly Statistics
Current Location**

November 30, 2000

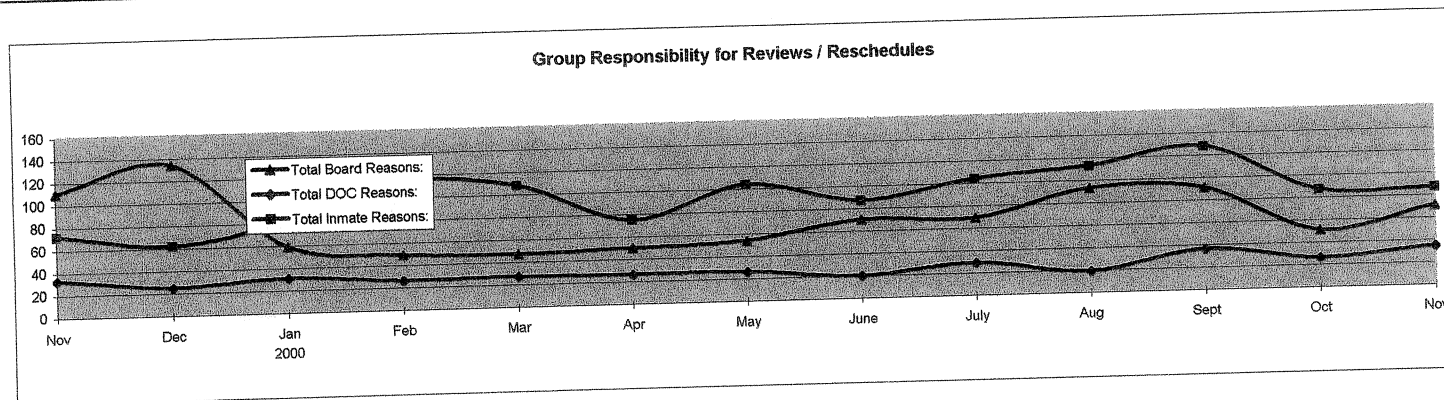
Persons Granted Parole via Administrative Reviews

Granting Month

Location	1999		2000											12 Mo.
	Nov	Dec	Jan	Feb	Mar	Apr	May	June	Jul	Aug	Sep	Oct	Nov	Total
CT Parole Supervision	1	0	2	1	0	0	1	0	0	1	1	1	0	8
Out-of State Parole Supervision	0	0	0	0	0	0	0	0	0	0	0	0	0	0
Abscond from Parole	0	0	0	0	0	0	0	0	0	0	0	0	0	0
Halfway House	5	4	7	6	5	2	7	3	3	5	4	8	3	62
Confined in CT, to be Released	82	95	115	93	110	82	102	92	100	93	89	95	129	1277
Confined, Out of State	1	0	0	0	0	0	1	0	0	0	2	1	0	5
Furlough	0	0	0	0	0	0	0	0	0	0	0	0	0	0
Escaped, Prior to Release	0	1	0	0	0	0	0	0	0	0	0	0	0	1
Reconfined	0	0	0	0	0	0	0	0	13	0	1	0	0	14
TS	0	0	0	0	0	0	0	0	0	0	0	0	0	0
Discharged	0	0	0	0	0	0	0	0	0	0	1	0	1	2
Total	89	100	124	100	115	84	111	95	116	99	98	105	133	1369

**Connecticut Board of Parole
Types of Review and Rescheduling Activities
November 2000**

	Nov	Dec	2000 Jan	Feb	Mar	Apr	May	June	July	Aug	Sept	Oct	Nov
<u>Inmate-Related Reasons:</u>													
<u>Regular Hearings</u>													
In Seg/Punitive Seg	2	2	4	4	8	3	2	3	4	5	7	7	3
Inmate's Request	0	1	0	0	0	0	0	0	0	0	2	0	1
Pending Charges	17	10	20	35	19	24	19	23	28	18	21	27	29
Pending DR	0	0	0	0	0	0	0	0	0	0	1	0	0
SRG Affiliation	12	16	16	26	25	11	18	22	30	23	20	23	15
Pending Waiver	0	0	0	0	0	0	0	0	0	0	0	0	0
85% Status	15	6	7	10	15	10	6	18	15	34	42	6	3
Case Review	24	26	33	35	39	27	58	21	26	32	35	23	35
<u>Revocation Hearings:</u>													
Attorney	0	0	0	2	0	0	0	0	0	0	0	0	1
Pending Charges	2	1	1	2	2	0	1	0	1	1	0	1	0
Total Inmate Reasons:	72	62	81	114	108	75	104	87	104	113	128	87	87
<u>DOC-Related Reasons</u>													
<u>Regular Hearings</u>													
Transportation	25	22	26	20	22	24	22	13	26	16	30	21	23
Awaiting MH Evaluation	8	3	5	6	5	2	4	7	3	3	6	5	12
Total DOC Reasons:	33	25	31	26	27	26	26	20	29	19	36	26	35
<u>Board-Related Reasons</u>													
<u>Regular Hearings</u>													
Additional Info	15	14	13	6	12	9	9	20	16	15	29	9	26
Additional Offense Info	11	18	17	19	13	17	8	17	13	13	13	12	14
Hearing Cancelled	38	58	1	0	1	0	0	0	0	0	0	0	0
Ineligible-PE date	10	15	9	4	5	7	10	13	8	17	22	9	14
No Parole Package	0	0	0	0	0	0	0	0	0	0	0	0	0
Awaiting Sex Offender Eval	15	8	8	5	6	4	6	1	1	5	9	8	7
Other	21	21	11	15	10	13	21	19	31	43	18	13	10
Total Board Reasons:	110	134	59	49	47	50	54	70	69	93	91	51	71
All Reasons:	215	221	171	189	182	151	184	177	202	225	255	164	193

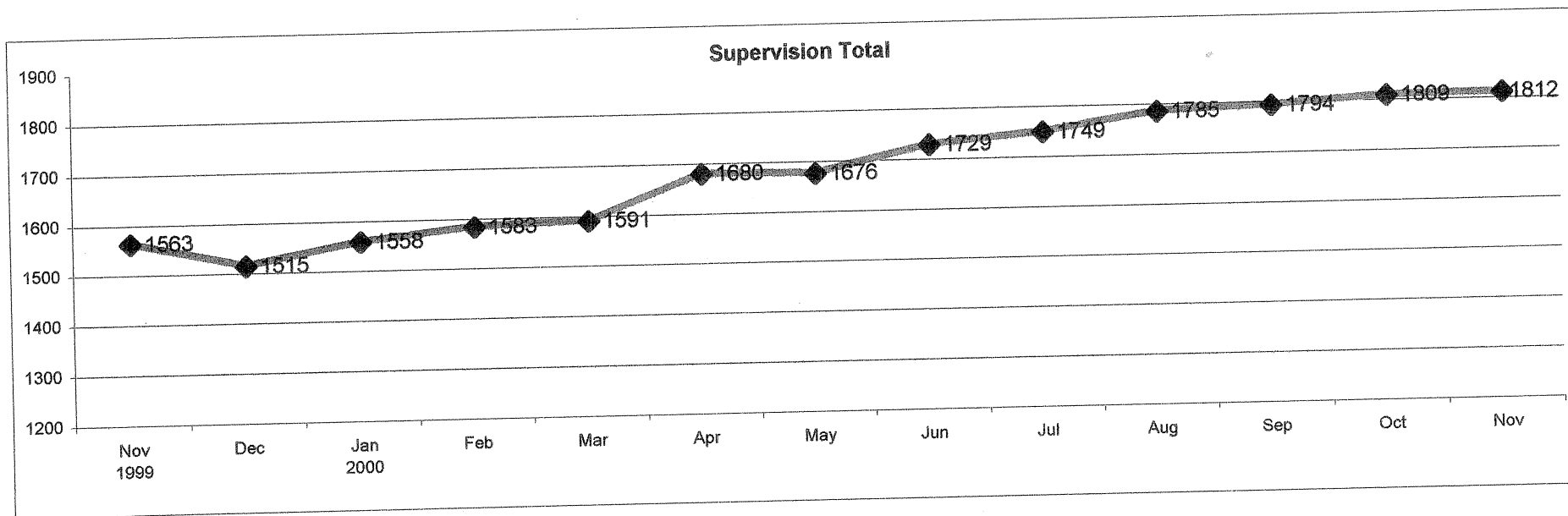


**Parole Granting Rate
February 1999 - November 2000**

	Full Panel Hearings	Administrativ Reviews
February	67%	60%
March	53%	67%
April	58%	54%
May	64%	54%
June	66%	70%
July	64%	76%
August	71%	71%
Septembe	72%	65%
October	69%	75%
November	69%	60%
December	68%	69%
January	67%	76%
February	65%	66%
March	67%	67%
April	66%	69%
May	69%	67%
June	67%	69%
July	73%	74%
August	78%	72%
Septembe	72%	69%
October	78%	66%
November	68%	73%
Average:	68%	68%



Connecticut Board of Parole Parole Supervision Caseload November 30, 2000

	1999		2000										12 Mo	
	Nov	Dec	Jan	Feb	Mar	Apr	May	Jun	Jul	Aug	Sep	Oct	Nov	Avg.
CT Parolees Supervised in CT	1153	1199	1233	1252	1260	1334	1358	1373	1389	1435	1452	1456	1470	1336
Out Of State Parolees Supervised in CT	164	151	157	159	163	171	167	166	171	158	155	159	158	161
CT Supervision Total:	1317	1350	1390	1411	1423	1505	1525	1539	1560	1593	1607	1615	1628	1497
CT Parolees Supervised Out of State	246	165	168	172	168	175	151	190	189	192	187	194	184	183
Supervision Total:	1563	1515	1558	1583	1591	1680	1676	1729	1749	1785	1794	1809	1812	1680
Parole Violators Confined	146	177	165	154	176	152	140	152	161	165	199	214	199	169
GRAND TOTAL	1709	1692	1723	1737	1767	1832	1816	1881	1910	1950	1993	2023	2011	1836



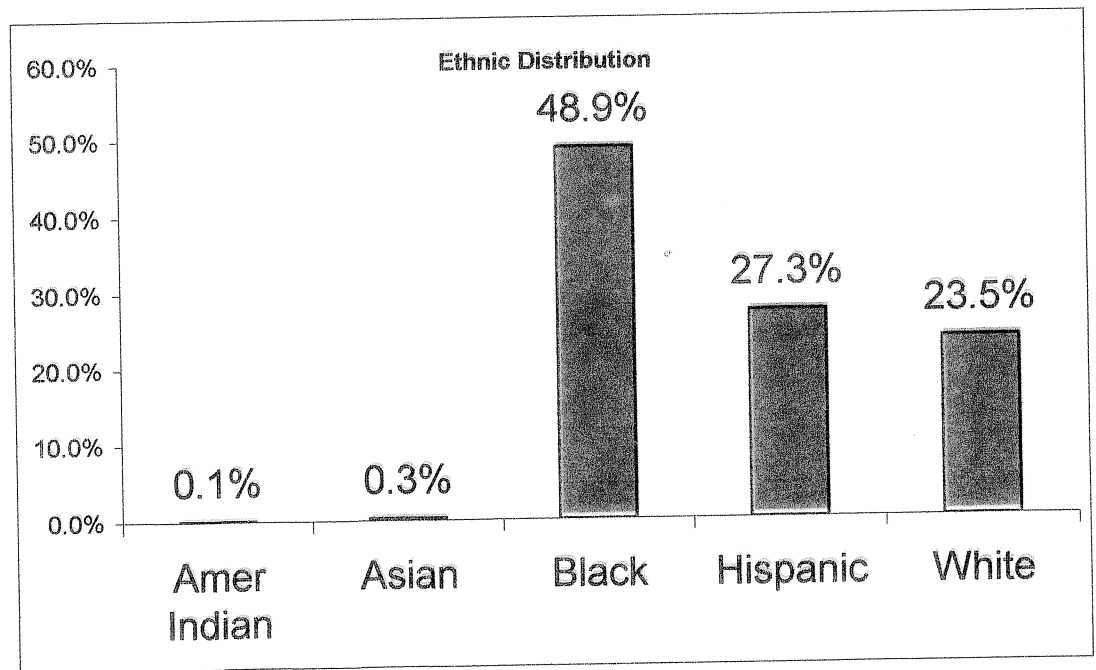
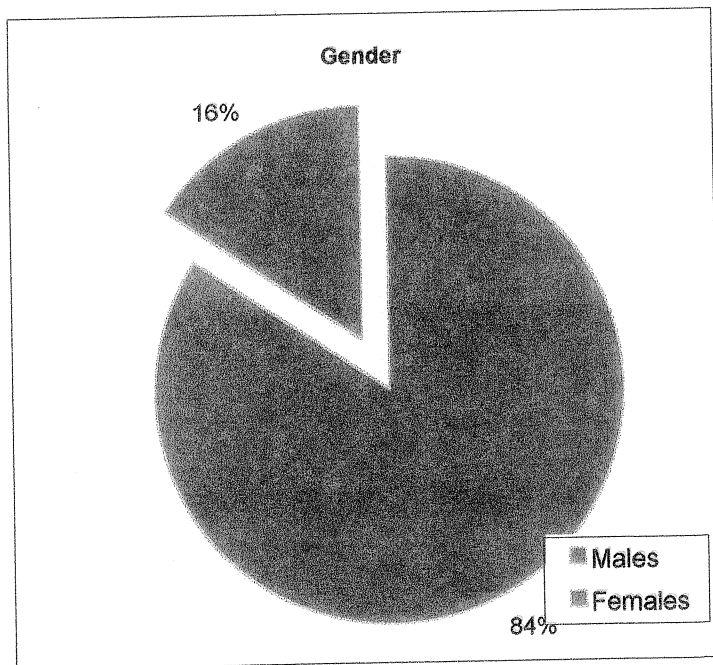
**Connecticut Board of Parole
Parole Supervision Caseload
November 30, 2000**

Distributions for this Latest Month



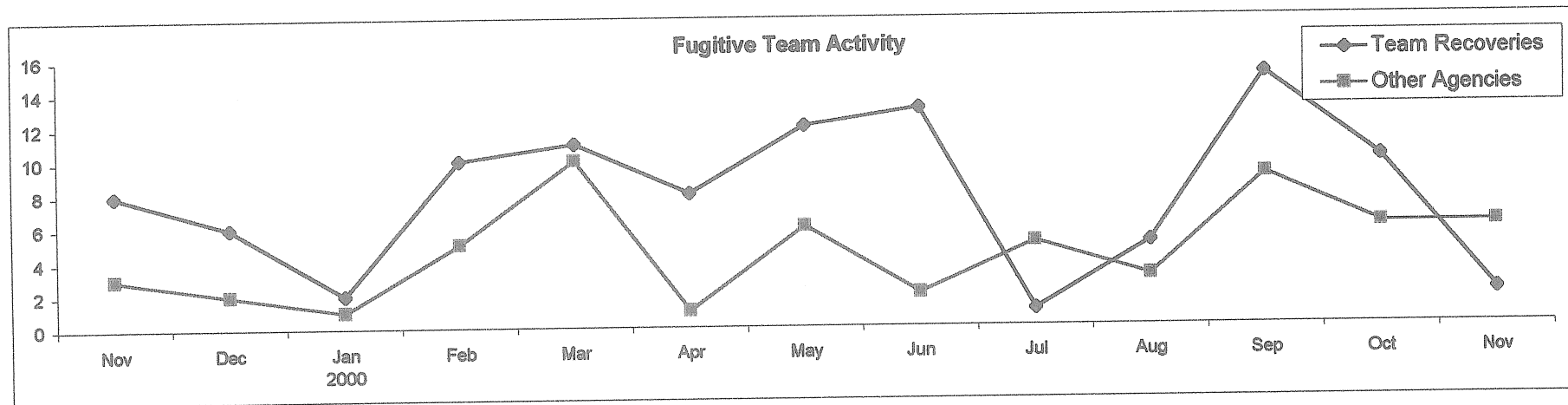
**Connecticut Board of Parole
Parole Supervision Caseload
November 30, 2000**

Distributions for this Latest Month



**Connecticut Board of Parole
Parole Supervision Caseload
November 30, 2000**

Unit Activities



**Connecticut Board of Parole
Parole Supervision Caseload
November 30, 2000**

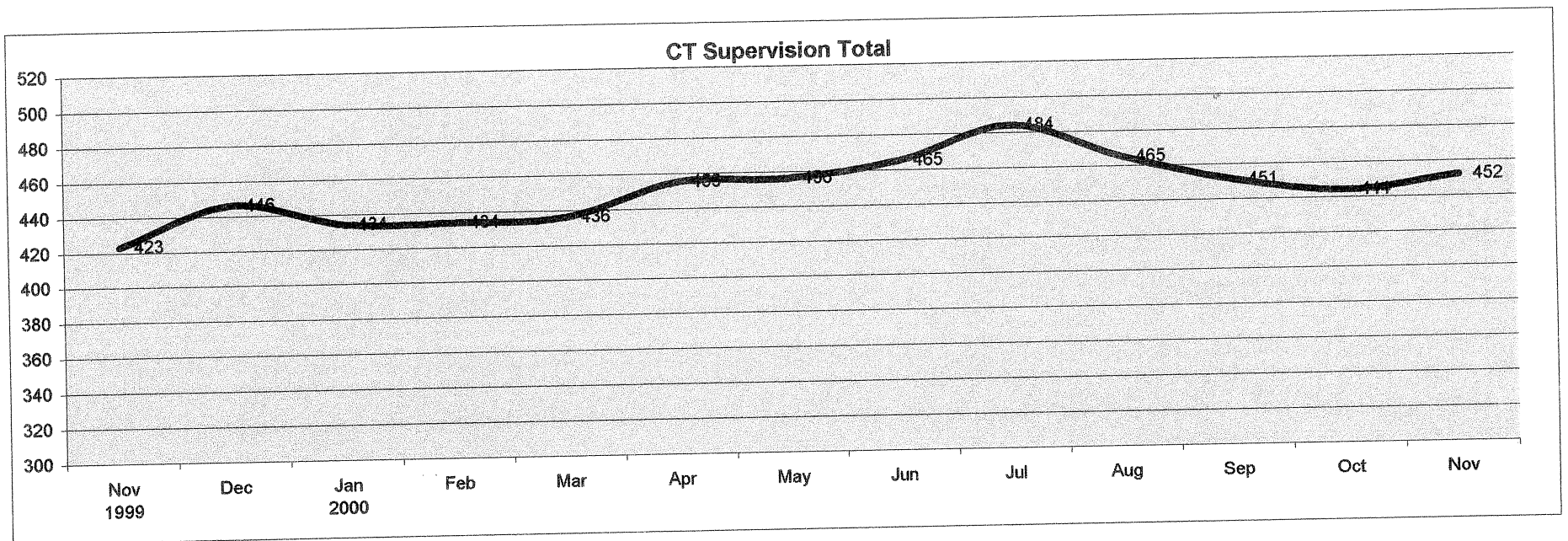
Parolee Employment Information

	1999 Nov	Dec	2000 Jan	Feb	Mar	Apr	May	Jun	Jul	Aug	Sep	Oct	Nov
Number of Parolees Employed:	1097	1128	1176	1169	1180	1257	1291	1288	1315	1343	1328	1315	1352
Parolees Unemployable:	105	110	105	99	117	116	120	133	118	105	127	144	123
Proportion Employed:	91%	91%	92%	89%	90%	90%	92%	92%	91%	90%	90%	89%	90%
Number Active in Parole Works:	40	50	60	69	51	60	47	61	58	62	72	77	77
# Community Service Hours:	258	490	322	586	934	960	868	751	531	1042	764	655	508

Parole Supervision Caseload November 30, 2000

Bridgeport District Office Supervision Caseload

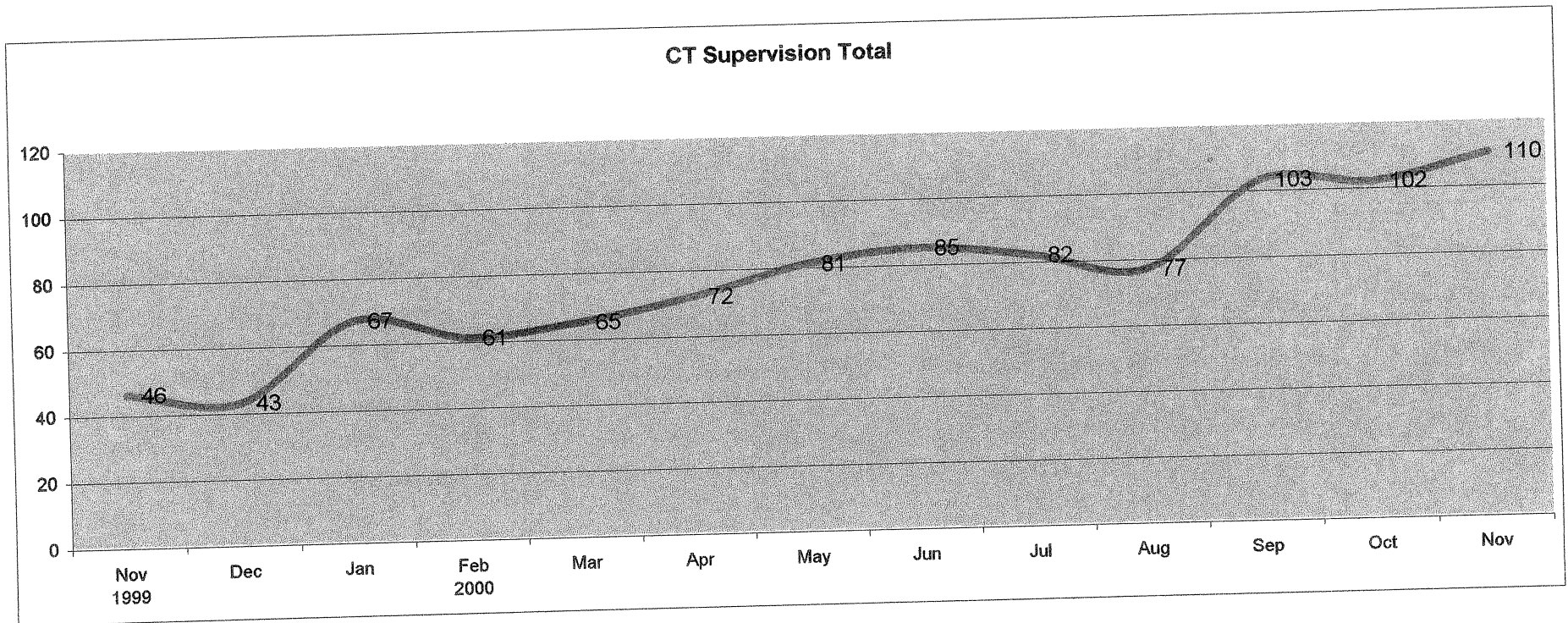
	1999		2000										
	Nov	Dec	Jan	Feb	Mar	Apr	May	Jun	Jul	Aug	Sep	Oct	Nov
CT Parolees Supervised in CT	368	389	390	389	390	406	407	411	427	415	406	402	406
Out Of State Parolees Supervised in CT	55	57	44	45	46	49	49	54	57	50	45	42	46
CT Supervision Total:	423	446	434	434	436	455	456	465	484	465	451	444	452
Parole Violators Confined	43	40	41	38	44	40	38	45	43	48	66	70	60
GRAND TOTAL	466	486	475	472	480	495	494	510	527	513	517	514	512



Parole Supervision Caseload November 30, 2000

Special Management Supervision Caseload

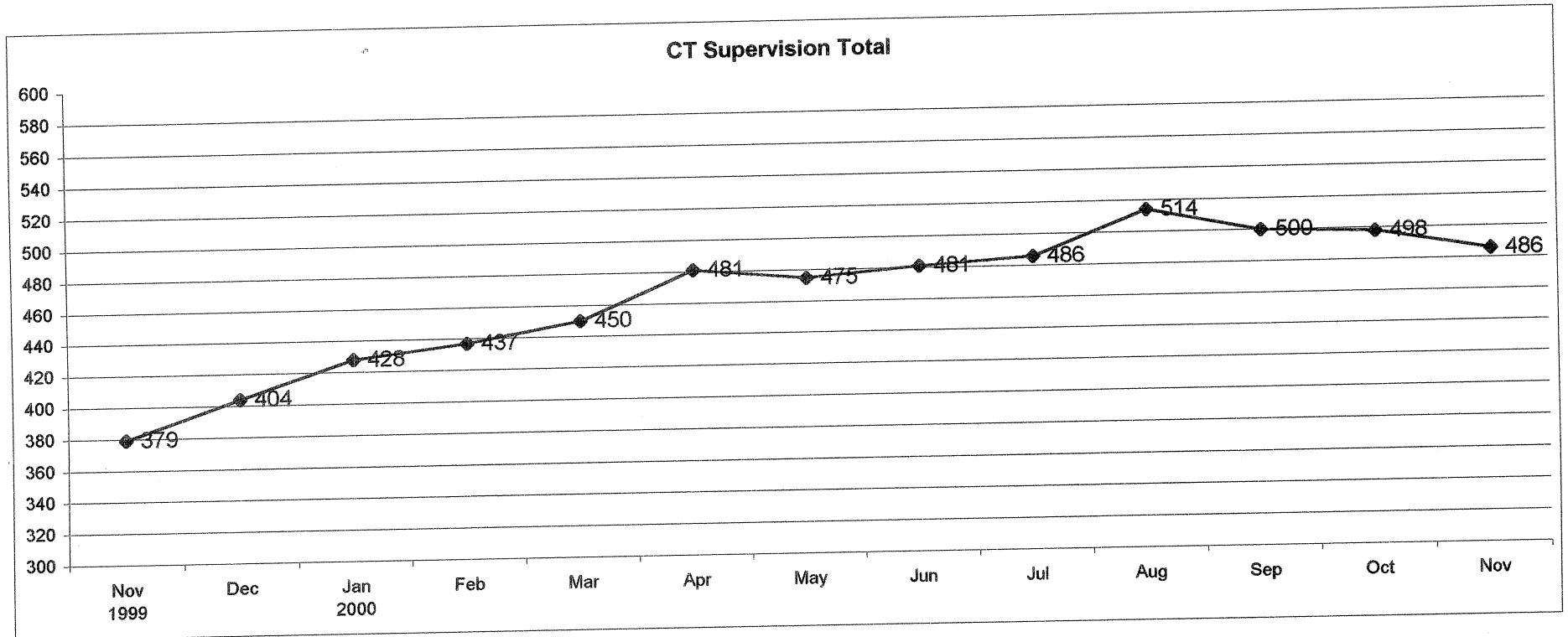
	1999		2000										
	Nov	Dec	Jan	Feb	Mar	Apr	May	Jun	Jul	Aug	Sep	Oct	Nov
CT Parolees Supervised in CT	36	43	53	51	53	59	67	71	68	63	89	85	93
Out Of State Parolees Supervised in CT	10	0	14	10	12	13	14	14	14	14	14	17	17
CT Supervision Total:	46	43	67	61	65	72	81	85	82	77	103	102	110
Parole Violators Confined	2	4	4	6	5	5	5	3	5	4	5	6	7
GRAND TOTAL	48	47	71	67	70	77	86	88	87	81	108	108	117



Parole Supervision Caseload November 30, 2000

Hartford District Office Supervision Caseload

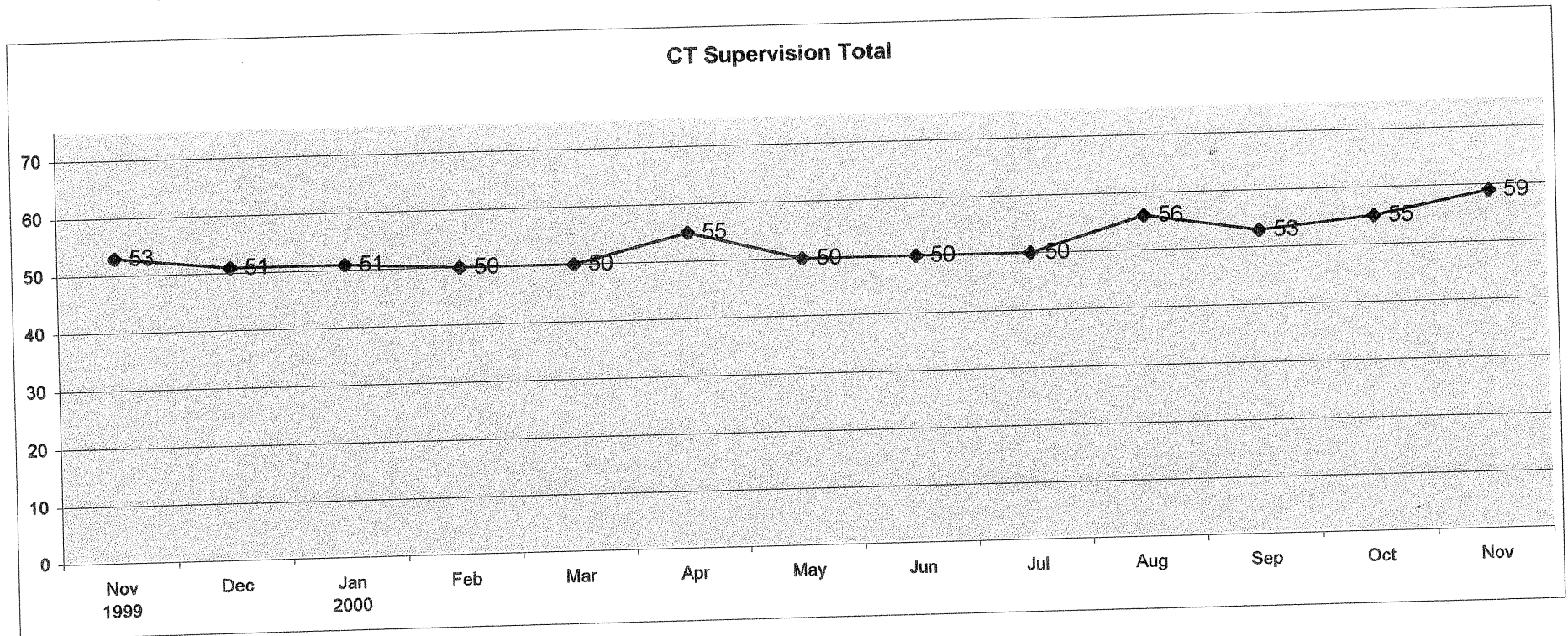
	1999		2000										
	Nov	Dec	Jan	Feb	Mar	Apr	May	Jun	Jul	Aug	Sep	Oct	Nov
CT Parolees Supervised in CT	343	368	391	398	410	439	436	444	448	474	460	457	447
Out Of State Parolees Supervised in CT	36	36	37	39	40	42	39	37	38	40	40	41	39
CT Supervision Total:	379	404	428	437	450	481	475	481	486	514	500	498	486
Parole Violators Confined	54	45	57	52	48	54	49	52	48	54	56	74	70
GRAND TOTAL	433	449	485	489	498	535	524	533	534	568	556	572	556



Parole Supervision Caseload November 30, 2000

Zero Tolerance Caseload

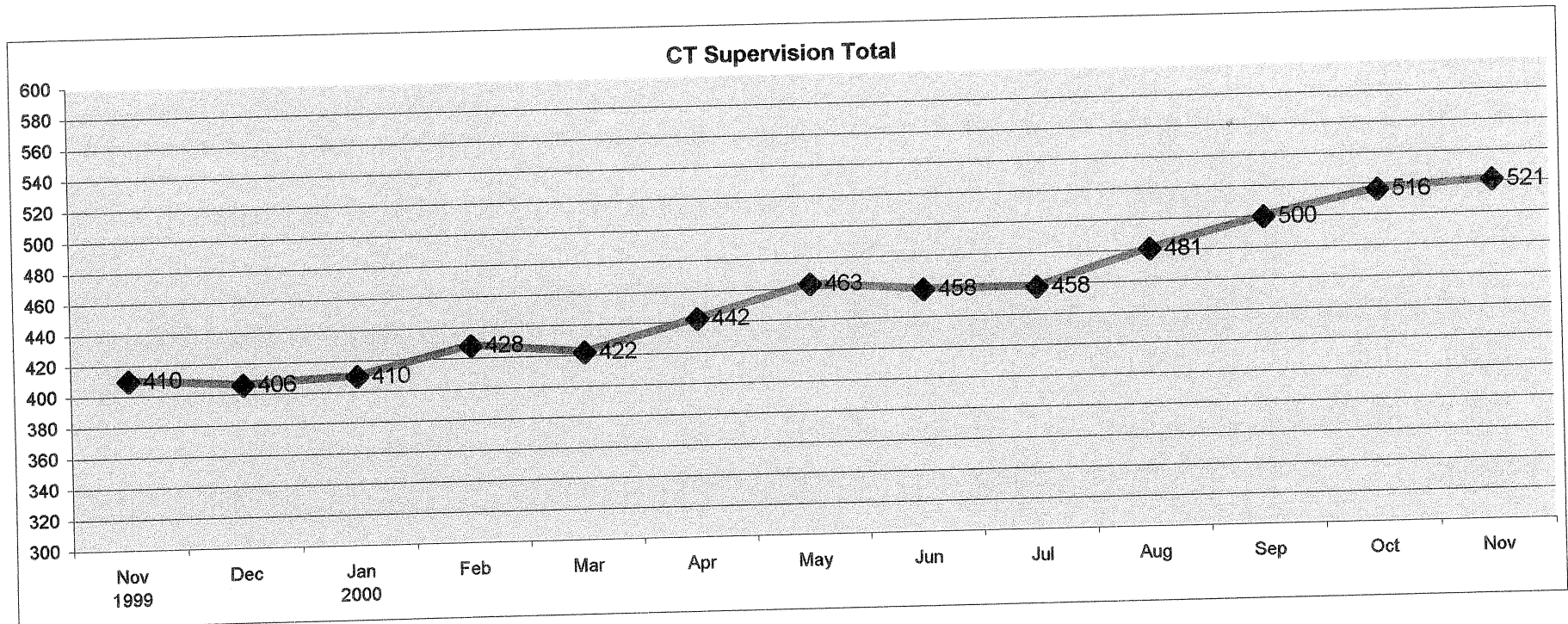
	1999	2000												
	Nov	Dec	Jan	Feb	Mar	Apr	May	Jun	Jul	Aug	Sep	Oct	Nov	
CT Parolees Supervised in CT	53	51	51	50	50	55	50	50	50	50	56	53	55	59
Out Of State Parolees Supervised in CT	0	0	0	0	0	0	0	0	0	0	0	0	0	0
CT Supervision Total:	53	51	51	50	50	55	50	50	50	50	56	53	55	59
Parole Violators Confined	6	6	5	5	7	3	5	8	13	11	8	6	4	4
GRAND TOTAL	59	57	56	55	57	58	55	58	63	67	61	61	63	63



Parole Supervision Caseload November 30, 2000

New Haven District Office Supervision Caseload

	1999	2000											
	Nov	Dec	Jan	Feb	Mar	Apr	May	Jun	Jul	Aug	Sep	Oct	Nov
CT Parolees Supervised in CT	347	348	348	363	357	375	398	397	396	427	444	457	465
Out Of State Parolees Supervised in CT	63	58	62	65	65	67	65	61	62	54	56	59	56
CT Supervision Total:	410	406	410	428	422	442	463	458	458	481	500	516	521
Parole Violators Confined	56	70	63	57	66	55	40	48	46	46	46	63	58
GRAND TOTAL	466	476	473	485	488	497	503	506	504	527	546	579	579



Violation Reports

November, 2000

<i>Office</i>	<i>Parole Officer</i>	<i>Absconder</i>	<i>Criminal</i>	<i>Technical</i>	<i>Total</i>
<i>Bridgeport</i>					
	DeLucia	1	1		2
	Emielita		2		2
	Holmes		1		1
	Johnson		3		3
	O'Connor	1	1	1	3
	O'Reilly		1		1
	Tomaszewski		1		1
	Office Total	2	10	1	13
<i>Hartford</i>					
	Boleski		2	1	3
	Casanova			1	1
	Corris			1	1
	Edwards	1	2		3
	Hyman	2		1	3
	Mills	2		1	3
	Sparks		2	1	3
	Office Total	5	6	6	17
<i>New Haven</i>					
	Duca	1		3	4
	Haggan		2	2	4
	Kelly	1	2	1	4
	Krupa			1	1
	Nelson	1		1	2
	Runlett		1	1	2
	Watts	1	1		2
	Wood		1		1
	Office Total	4	7	9	20

Special Management

Wednesday, December 13, 2000

<i>Office</i>	<i>Parole Officer</i>	<i>Absconder</i>	<i>Criminal</i>	<i>Technical</i>	<i>Total</i>
	Barry		1	1	2
	Barwikowski			1	1
	Szydlo		2		2
	Office Total		3	2	5
<i>Grand Total</i>		<i>11</i>	<i>26</i>	<i>18</i>	<i>55</i>

** Source: Hearings Division Warrant Requests and Interstate Reports*