


STATE OF CONNECTICUT

Connecticut Parole and  
Community Services

**Monthly Report**

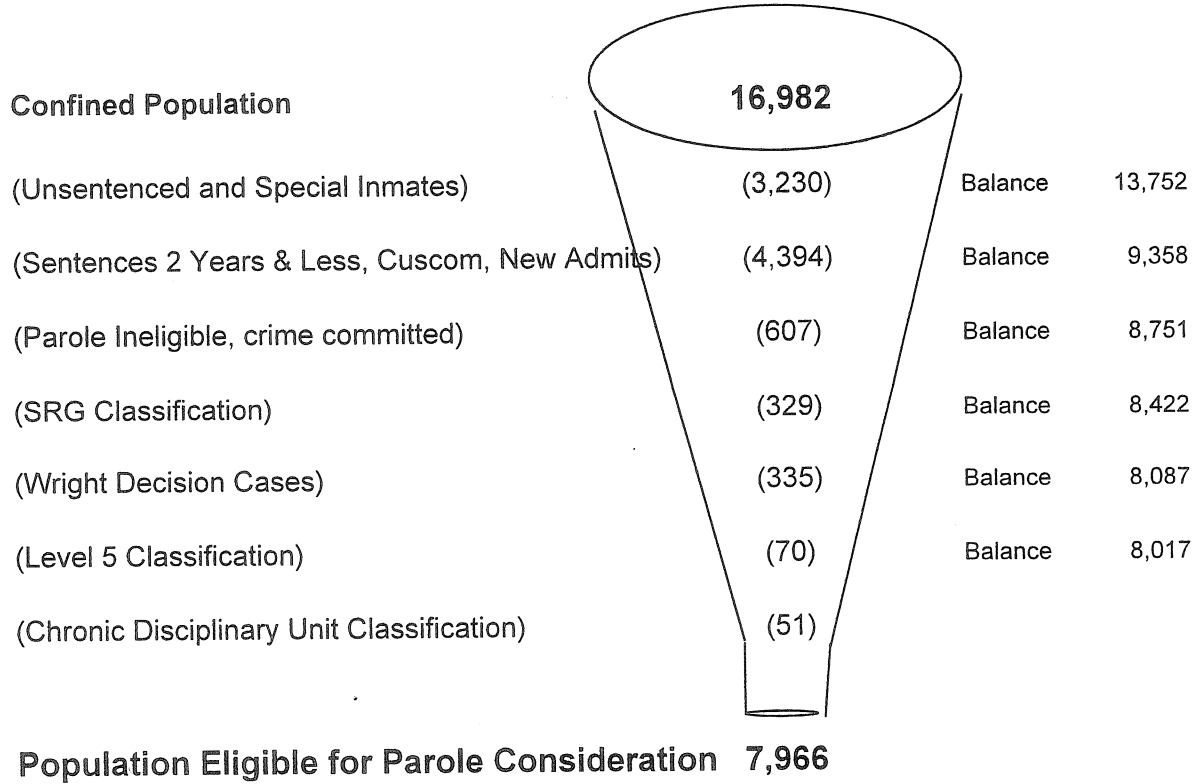


**October 2000**  
*(October 1999 to October 2000)*

Prepared by  
*Jerry Stowell*

FOR  
BOARD OF PARDONS & PAROLES (BOPP)  
AND  
DEPARTMENT OF CORRECTION (DOC)  
Parole and Community Services Division

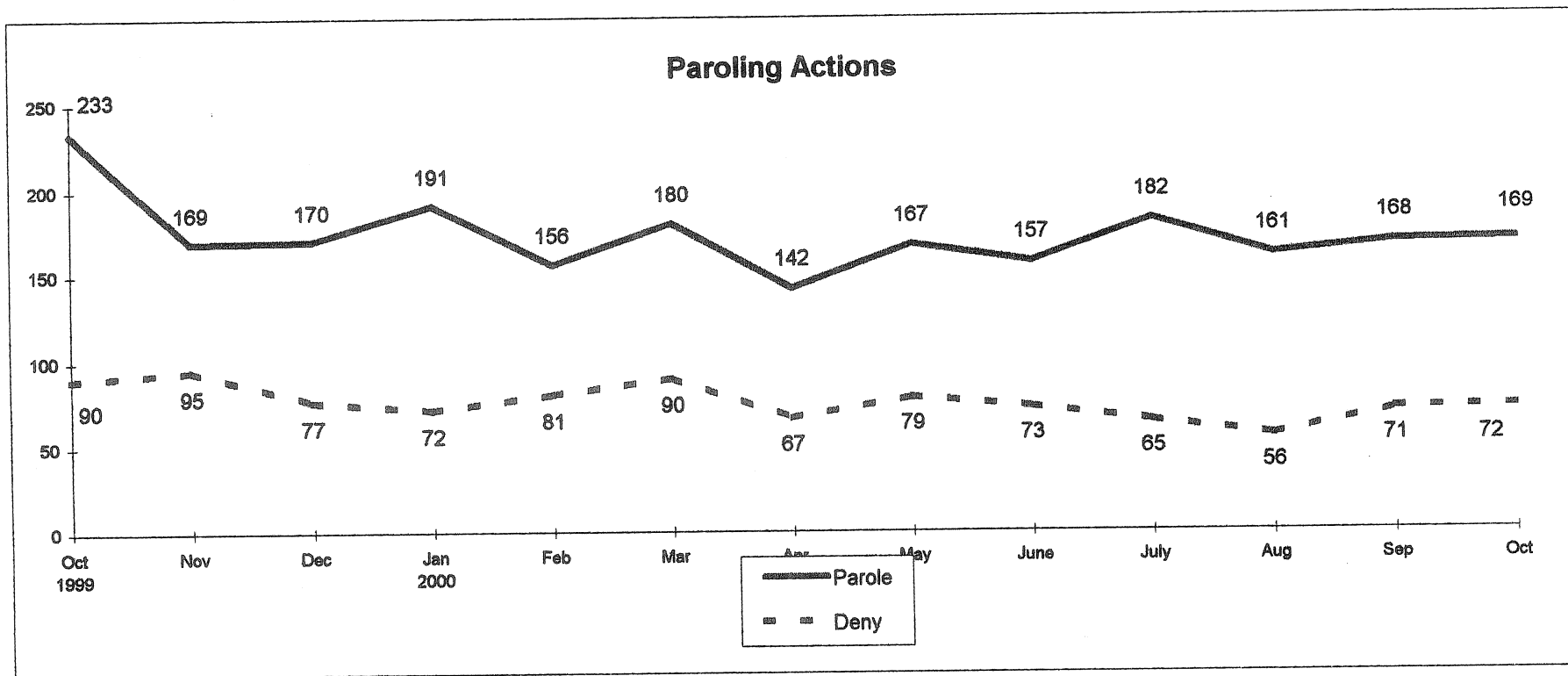
**Correctional Population and Parole Eligibility  
October 31, 2000**



**Connecticut Board of Parole  
Hearings Division Monthly Statistics  
October 31, 2000**

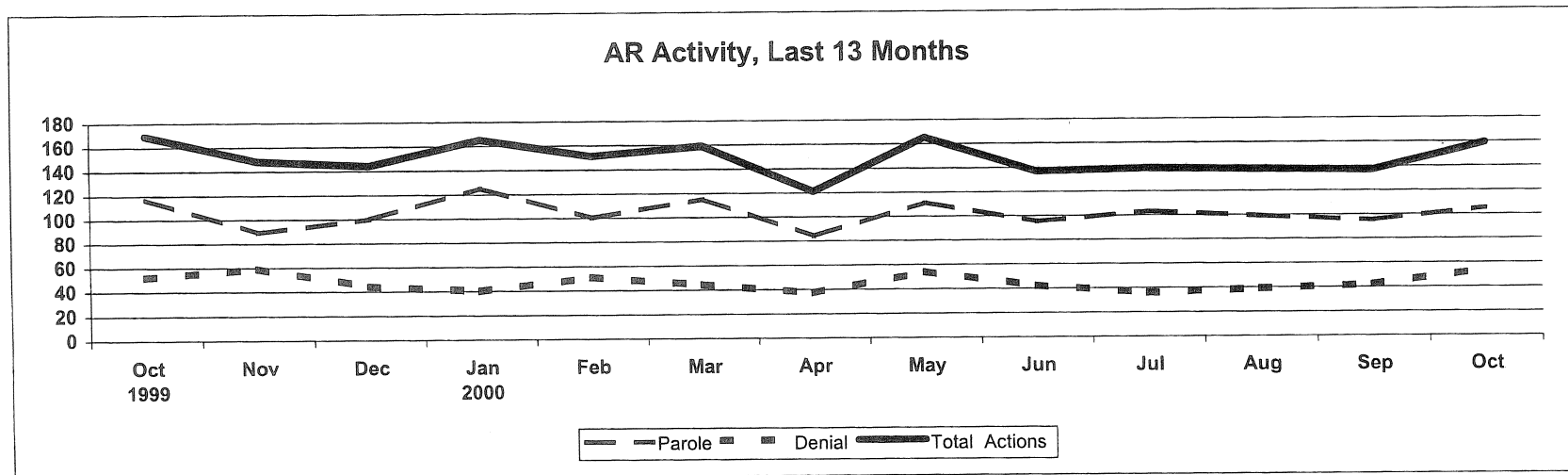
	1999			2000										12 Mo.
	Oct	Nov	Dec	Jan	Feb	Mar	Apr	May	June	July	Aug	Sep	Oct	Totals
<b>Full Panel Actions</b>														
<b>Parole</b>	116	80	70	66	56	65	58	56	62	79	62	73	64	791
<b>Deny</b>	38	36	33	32	30	46	30	25	31	29	17	29	18	356
<b>Medical Parole</b>	0	0	0	0	0	0	0	0	0	0	0	2	0	2
<b>Revoke</b>	17	28	22	27	47	24	33	45	34	30	29	39	43	401
<b>Revoke &amp; Reparole</b>	8	17	13	15	5	7	7	7	7	5	8	12	8	111
<b>Rescind</b>	10	6	8	6	9	9	10	22	20	10	11	10	1	122
<b>Rescind &amp; Reparole</b>	8	3	6	14	7	13	9	9	13	16	13	10	8	121
<b>Early Parole Discharge</b>	0	0	0	0	0	0	0	0	0	0	0	0	0	0
<b>Total Full Panel Actions</b>	197	170	152	160	154	164	147	164	167	169	140	175	142	1904
<b>Administrative Review Actions</b>														
<b>Parole</b>	117	89	100	125	100	115	84	111	95	103	99	95	105	1221
<b>Deny</b>	52	59	44	40	51	44	37	54	42	36	39	42	54	542
<b>Total Admin. Review Actions</b>	169	148	144	165	151	159	121	165	137	139	138	137	159	1763
<b>Staff Actions</b>														
<b>Case Review</b>	31	24	26	33	35	39	27	58	21	26	32	35	23	379
<b>Review &amp; Reschedule</b>	224	191	195	138	154	143	124	126	156	176	193	220	141	1957
<b>Close Interest</b>	85	72	60	72	53	54	69	75	51	53	68	84	79	790
<b>Total Actions</b>	706	605	577	568	547	559	488	588	532	563	571	651	544	6793
<b>Total Hearing Dates</b>	19	16	17	18	15	21	16	19	18	16	18	20	17	211
<b>Parole Grant Rate</b>														
<b>Full Panels</b>	75%	69%	68%	67%	65%	59%	66%	69%	67%	73%	78%	72%	78%	69%
<b>Administrative Reviews</b>	69%	60%	69%	76%	66%	72%	69%	67%	69%	74%	72%	69%	66%	69%

**Connecticut Board of Parole  
Hearings Division Monthly Statistics  
October 31, 2000**



**Connecticut Board of Parole  
Hearings Division Monthly Statistics  
Administrative Reviews  
October 31, 2000**

	1999			2000									
	Oct	Nov	Dec	Jan	Feb	Mar	Apr	May	Jun	Jul	Aug	Sep	Oct
<b>Parole</b>	117	89	100	125	100	115	84	111	95	103	99	95	105
<b>Denial</b>	52	59	44	40	51	44	37	54	42	36	39	42	54
<b>Medical Parole</b>	0	0	0	0	0	0	0	0	0	0	0	0	0
<b>Total Actions</b>	169	148	144	165	151	159	121	165	137	139	138	137	159



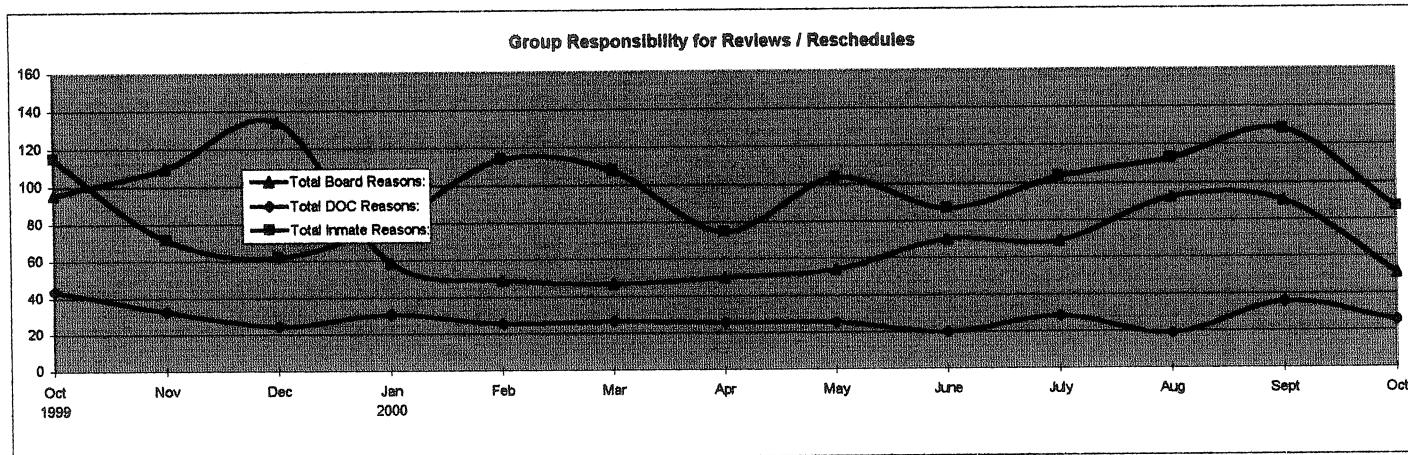
**Connecticut Board of Parole  
Hearings Division Monthly Statistics  
Current Location  
October 31, 2000  
Persons Granted Parole via Administrative Reviews**

**Granting Month**

Location	1999			2000										12 Mo.
	Oct	Nov	Dec	Jan	Feb	Mar	Apr	May	June	Jul	Aug	Sep	Oct	Total
CT Parole Supervision	16	1	0	2	1	0	0	1	0	0	1	1	1	23
Out-of State Parole Supervision	0	0	0	0	0	0	0	0	0	0	0	0	0	0
Abscond from Parole	0	0	0	0	0	0	0	0	0	0	0	0	0	0
Halfway House	7	5	4	7	6	5	2	7	3	3	5	4	8	58
Confined in CT, to be Released	94	82	95	115	93	110	82	102	92	100	93	89	95	1147
Confined, Out of State	0	1	0	0	0	0	0	1	0	0	0	2	1	4
Furlough	0	0	0	0	0	0	0	0	0	0	0	0	0	0
Escaped, Prior to Release	0	0	1	0	0	0	0	0	0	0	0	0	0	1
Reconfined	0	0	0	0	0	0	0	0	0	13	0	1	0	14
TS	0	0	0	0	0	0	0	0	0	0	0	0	0	0
Discharged	0	0	0	0	0	0	0	0	0	0	0	1	0	1
<b>Total</b>	<b>117</b>	<b>89</b>	<b>100</b>	<b>124</b>	<b>100</b>	<b>115</b>	<b>84</b>	<b>111</b>	<b>95</b>	<b>116</b>	<b>99</b>	<b>98</b>	<b>105</b>	<b>1248</b>

**Connecticut Board of Parole  
Types of Review and Rescheduling Activities  
October 2000**

	1999 Oct	Nov	Dec	2000 Jan	Feb	Mar	Apr	May	June	July	Aug	Sept	Oct
<b><u>Inmate-Related Reasons:</u></b>													
<b><u>Regular Hearings</u></b>													
In Seg/Punitive Seg	12	2	2	4	4	8	3	2	3	4	5	7	7
Inmate's Request	1	0	1	0	0	0	0	0	0	0	0	2	0
Pending Charges	29	17	10	20	35	19	24	19	23	28	18	21	27
Pending DR	0	0	0	0	0	0	0	0	0	0	0	1	0
SRG Affiliation	21	12	16	16	26	25	11	18	22	30	23	20	23
Pending Waiver	0	0	0	0	0	0	0	0	0	0	0	0	0
85% Status	20	15	6	7	10	15	10	6	18	15	34	42	6
Case Review	31	24	26	33	35	39	27	58	21	26	32	35	23
<b><u>Revocation Hearings:</u></b>													
Attorney	0	0	0	0	2	0	0	0	0	0	0	0	0
Pending Charges	1	2	1	1	2	2	0	1	0	1	1	0	1
<b>Total Inmate Reasons:</b>	<b>115</b>	<b>72</b>	<b>62</b>	<b>81</b>	<b>114</b>	<b>108</b>	<b>76</b>	<b>104</b>	<b>87</b>	<b>104</b>	<b>113</b>	<b>128</b>	<b>87</b>
<b><u>DOC-Related Reasons</u></b>													
<b><u>Regular Hearings</u></b>													
Transportation	39	25	22	26	20	22	24	22	13	26	16	30	21
Awaiting MH Evaluation	5	8	3	5	6	5	2	4	7	3	3	6	5
<b>Total DOC Reasons:</b>	<b>44</b>	<b>33</b>	<b>25</b>	<b>31</b>	<b>26</b>	<b>27</b>	<b>26</b>	<b>26</b>	<b>20</b>	<b>29</b>	<b>19</b>	<b>36</b>	<b>26</b>
<b><u>Board-Related Reasons</u></b>													
<b><u>Regular Hearings</u></b>													
Additional Info	28	15	14	13	6	12	9	9	20	16	15	29	9
Additional Offense Info	13	11	18	17	19	13	17	8	17	13	13	13	12
Hearing Cancelled	0	38	58	1	0	1	0	0	0	0	0	0	0
Ineligible-PE date	16	10	15	9	4	5	7	10	13	8	17	22	9
No Parole Package	0	0	0	0	0	0	0	0	0	0	0	0	0
Awaiting Sex Offender Eval	9	15	8	8	5	6	4	6	1	1	5	9	8
Other	30	21	21	11	15	10	13	21	19	31	43	18	13
<b>Total Board Reasons:</b>	<b>96</b>	<b>110</b>	<b>134</b>	<b>59</b>	<b>49</b>	<b>47</b>	<b>60</b>	<b>54</b>	<b>70</b>	<b>69</b>	<b>93</b>	<b>91</b>	<b>61</b>
<b>All Reasons:</b>	<b>255</b>	<b>215</b>	<b>221</b>	<b>171</b>	<b>189</b>	<b>182</b>	<b>161</b>	<b>184</b>	<b>177</b>	<b>202</b>	<b>225</b>	<b>255</b>	<b>164</b>



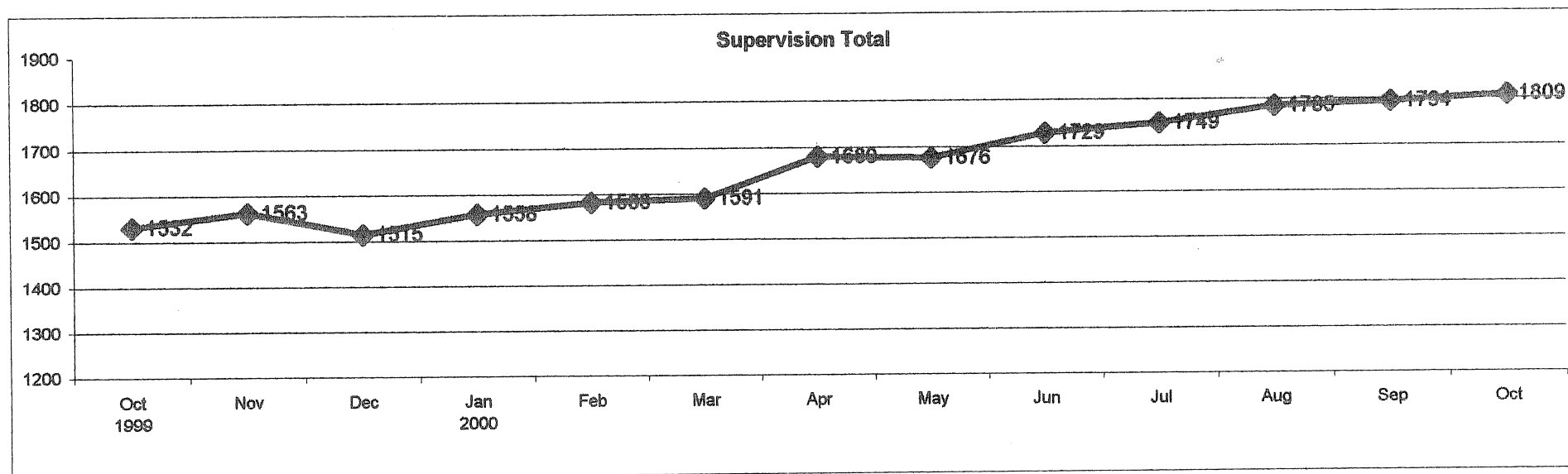
**Parole Granting Rate  
February 1999 - October 2000**

	Full Panel Hearings	Administrative Reviews
February	67%	60%
March	53%	67%
April	58%	54%
May	64%	54%
June	66%	70%
July	64%	76%
August	71%	71%
September	72%	65%
October	69%	75%
November	69%	60%
December	68%	69%
January	67%	76%
February	65%	66%
March	67%	67%
April	66%	69%
May	69%	67%
June	67%	69%
July	73%	74%
August	78%	72%
September	72%	69%
October	78%	66%
<b>Average:</b>	<b>68%</b>	<b>67%</b>





## Connecticut Board of Parole Parole Supervision Caseload October 31, 2000

	1999			2000										12 Mo
	Oct	Nov	Dec	Jan	Feb	Mar	Apr	May	Jun	Jul	Aug	Sep	Oct	Avg.
CT Parolees Supervised in CT	1122	1153	1199	1233	1252	1260	1334	1358	1373	1389	1435	1452	1456	1325
Out Of State Parolees Supervised in CT	163	164	151	157	159	163	171	167	166	171	158	155	159	162
<b>CT Supervision Total:</b>	<b>1285</b>	<b>1317</b>	<b>1350</b>	<b>1390</b>	<b>1411</b>	<b>1423</b>	<b>1505</b>	<b>1525</b>	<b>1539</b>	<b>1560</b>	<b>1593</b>	<b>1607</b>	<b>1615</b>	<b>1486</b>
CT Parolees Supervised Out of State	247	246	165	168	172	168	175	151	190	189	192	187	194	183
<b>Supervision Total:</b>	<b>1532</b>	<b>1563</b>	<b>1515</b>	<b>1558</b>	<b>1583</b>	<b>1591</b>	<b>1680</b>	<b>1676</b>	<b>1729</b>	<b>1749</b>	<b>1785</b>	<b>1794</b>	<b>1809</b>	<b>1669</b>
Parole Violators Confined	148	146	177	165	154	176	152	140	152	161	165	199	214	167
<b>GRAND TOTAL</b>	<b>1680</b>	<b>1709</b>	<b>1692</b>	<b>1723</b>	<b>1737</b>	<b>1767</b>	<b>1832</b>	<b>1816</b>	<b>1881</b>	<b>1910</b>	<b>1950</b>	<b>1993</b>	<b>2023</b>	<b>1836</b>



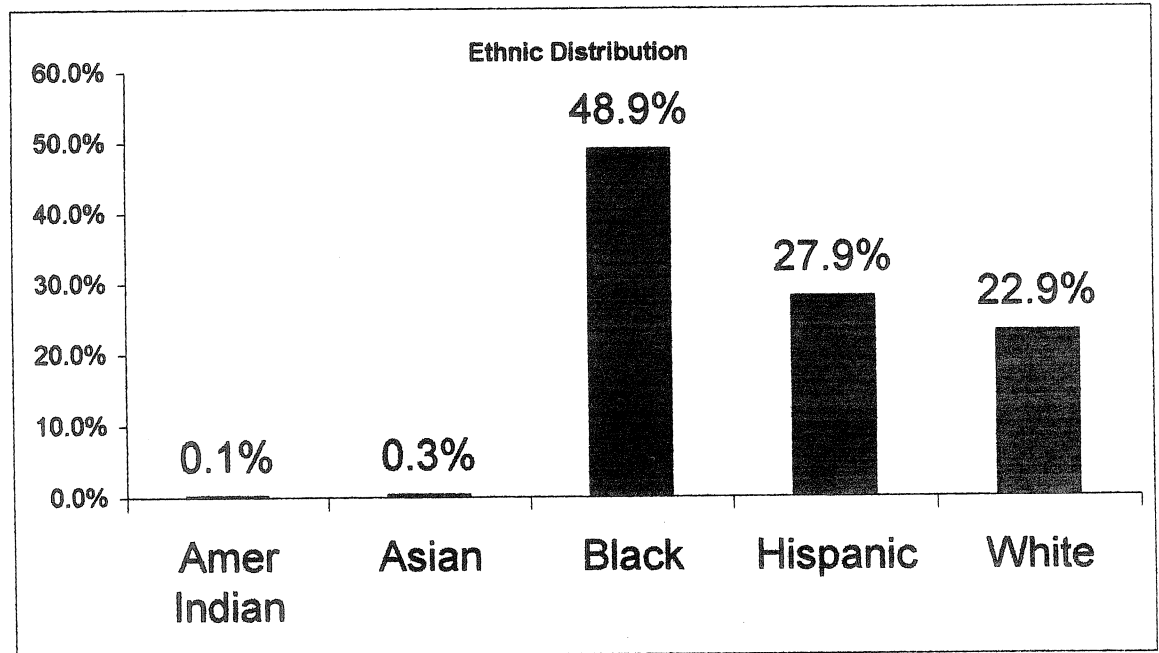
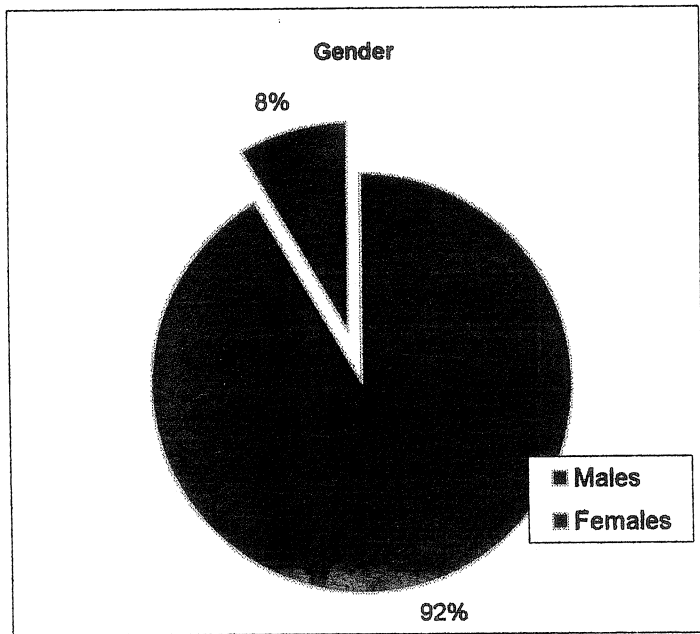
**Connecticut Board of Parole  
Parole Supervision Caseload  
October 31, 2000**

**Distributions for this Latest Month**



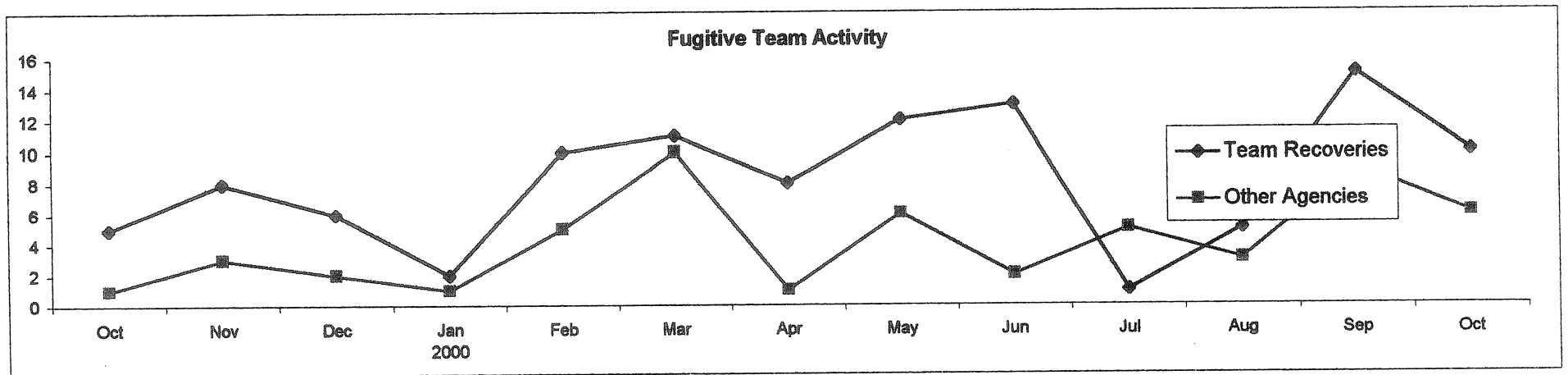
**Connecticut Board of Parole  
Parole Supervision Caseload  
October 31, 2000**

**Distributions for this Latest Month**



**Connecticut Board of Parole  
Parole Supervision Caseload  
October 31, 2000**

**Unit Activities**



**Connecticut Board of Parole  
Parole Supervision Caseload  
October 31, 2000**

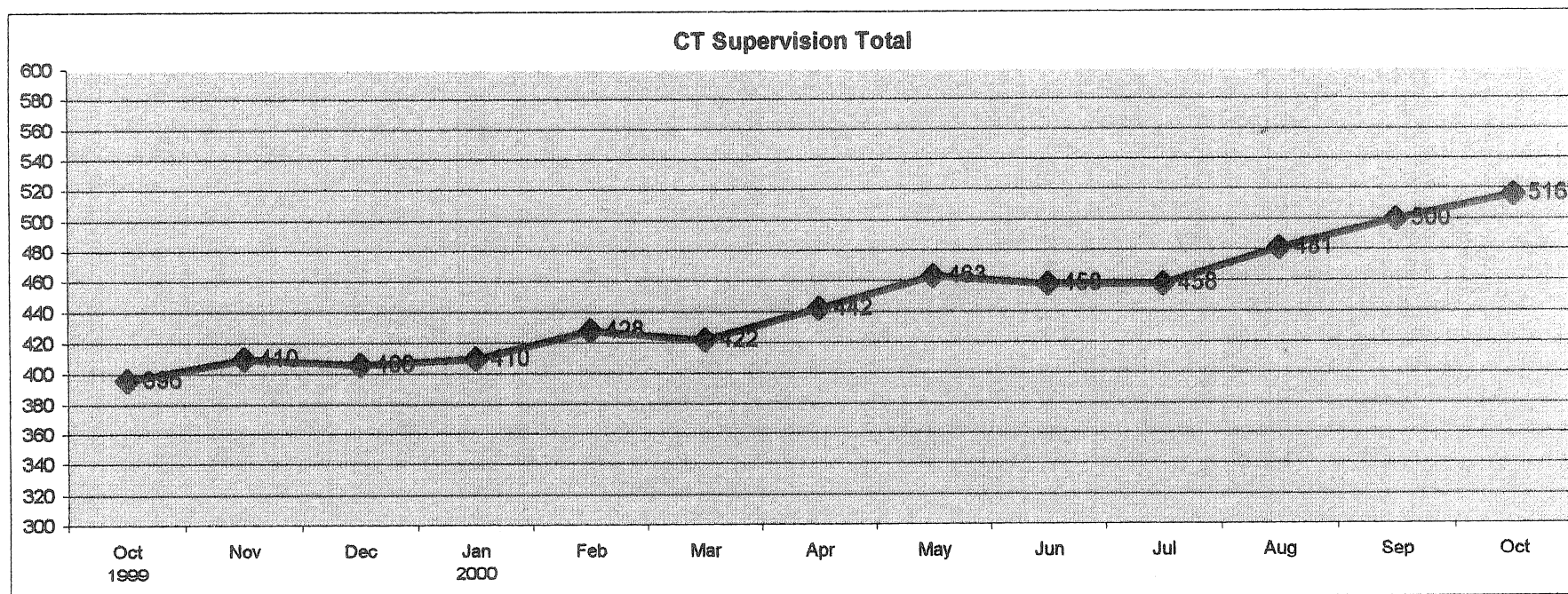
**Parolee Employment Information**

	1999 Oct	Nov	Dec	2000 Jan	Feb	Mar	Apr	May	Jun	Jul	Aug	Sep	Oct
<b>Number of Parolees Employed:</b>	1058	1097	1128	1176	1169	1180	1257	1291	1288	1315	1343	1328	1315
<b>Parolees Unemployable:</b>	113	105	110	105	99	117	116	120	133	118	105	127	144
<b>Proportion Employed:</b>	90%	91%	91%	92%	89%	90%	90%	92%	92%	91%	90%	90%	89%
<b>Number Active in Parole Works:</b>	53	40	50	60	69	51	60	47	61	58	62	72	77
<b># Community Service Hours:</b>	132	258	490	322	586	934	960	868	751	531	1042	764	655

## Parole Supervision Caseload October 31, 2000

### New Haven District Office Supervision Caseload

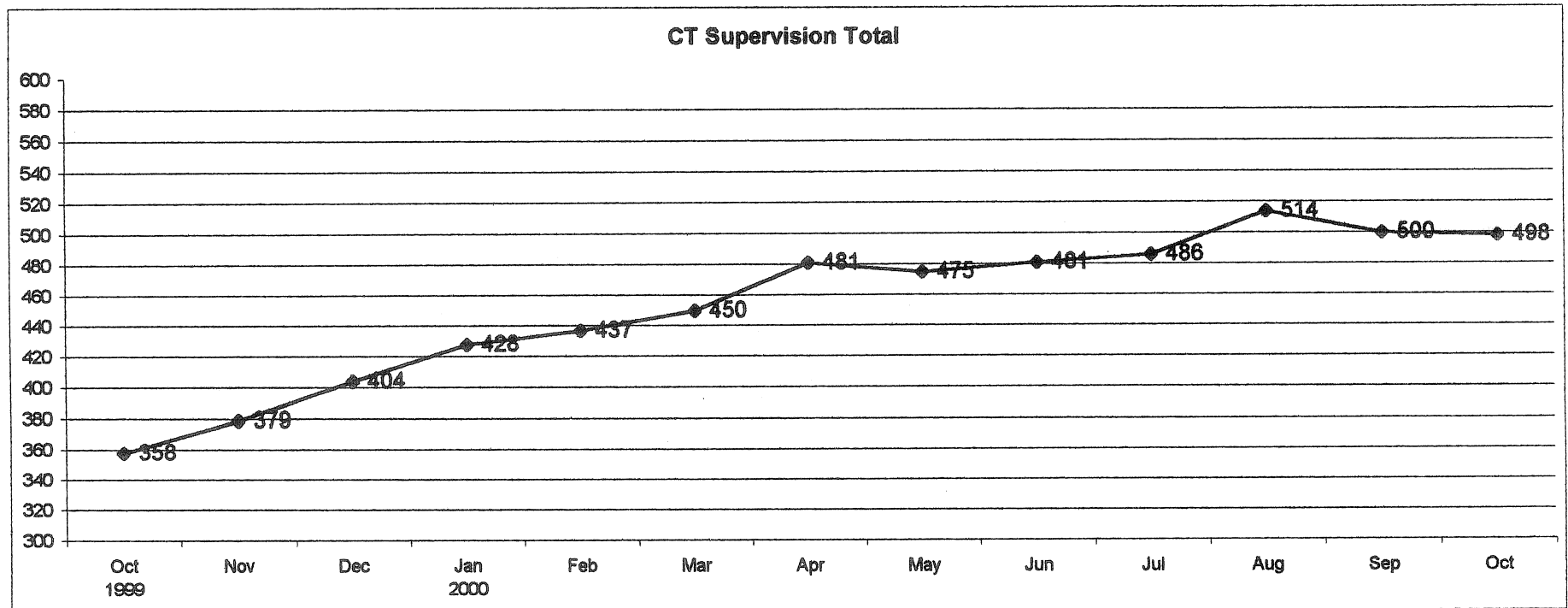
	1999			2000									
	Oct	Nov	Dec	Jan	Feb	Mar	Apr	May	Jun	Jul	Aug	Sep	Oct
CT Parolees Supervised in CT	334	347	348	348	363	357	375	398	397	396	427	444	457
Out Of State Parolees Supervised in CT	62	63	58	62	65	65	67	65	61	62	54	56	59
CT Supervision Total:	396	410	406	410	428	422	442	463	458	458	481	500	516
Parole Violators Confined	52	56	70	63	57	66	55	40	48	46	46	46	63
GRAND TOTAL	448	466	476	473	485	488	497	503	506	504	527	546	579



## Parole Supervision Caseload October 31, 2000

### Hartford District Office Supervision Caseload

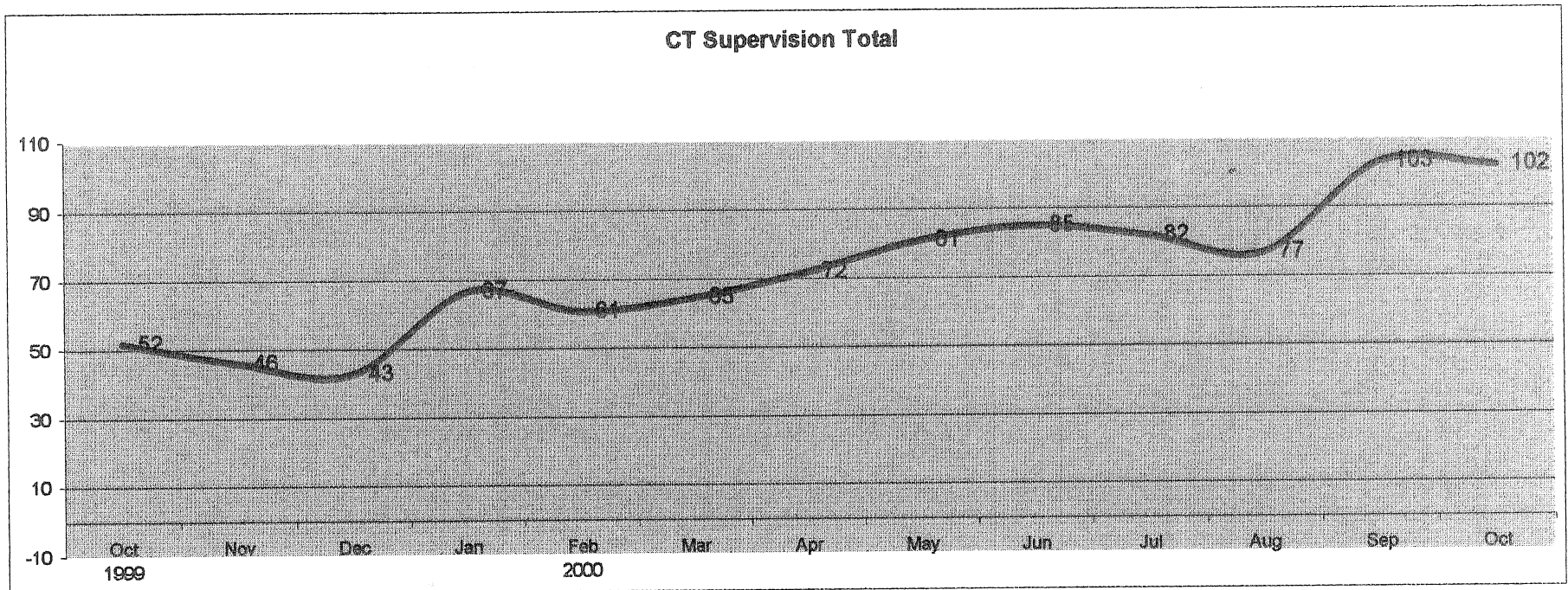
	1999			2000									
	Oct	Nov	Dec	Jan	Feb	Mar	Apr	May	Jun	Jul	Aug	Sep	Oct
CT Parolees Supervised in CT	320	343	368	391	398	410	439	436	444	448	474	460	457
Out Of State Parolees Supervised in CT	38	36	36	37	39	40	42	39	37	38	40	40	41
<b>CT Supervision Total:</b>	<b>358</b>	<b>379</b>	<b>404</b>	<b>428</b>	<b>437</b>	<b>450</b>	<b>481</b>	<b>475</b>	<b>481</b>	<b>486</b>	<b>514</b>	<b>500</b>	<b>498</b>
Parole Violators Confined	54	45	57	52	48	54	49	52	48	54	56	74	69
<b>GRAND TOTAL</b>	<b>412</b>	<b>424</b>	<b>461</b>	<b>480</b>	<b>485</b>	<b>504</b>	<b>530</b>	<b>527</b>	<b>529</b>	<b>540</b>	<b>570</b>	<b>574</b>	<b>567</b>



## Parole Supervision Caseload October 31, 2000

### Special Management Supervision Caseload

	1999			2000									
	Oct	Nov	Dec	Jan	Feb	Mar	Apr	May	Jun	Jul	Aug	Sep	Oct
CT Parolees Supervised in CT	41	36	43	53	51	53	59	67	71	68	63	89	85
Out Of State Parolees Supervised in CT	11	10	0	14	10	12	13	14	14	14	14	14	17
<b>CT Supervision Total:</b>	<b>52</b>	<b>46</b>	<b>43</b>	<b>67</b>	<b>61</b>	<b>65</b>	<b>72</b>	<b>81</b>	<b>85</b>	<b>82</b>	<b>77</b>	<b>103</b>	<b>102</b>
Parole Violators Confined	1	2	4	4	6	5	5	5	3	5	4	5	6
<b>GRAND TOTAL</b>	<b>53</b>	<b>48</b>	<b>47</b>	<b>71</b>	<b>67</b>	<b>70</b>	<b>77</b>	<b>86</b>	<b>88</b>	<b>87</b>	<b>81</b>	<b>108</b>	<b>108</b>

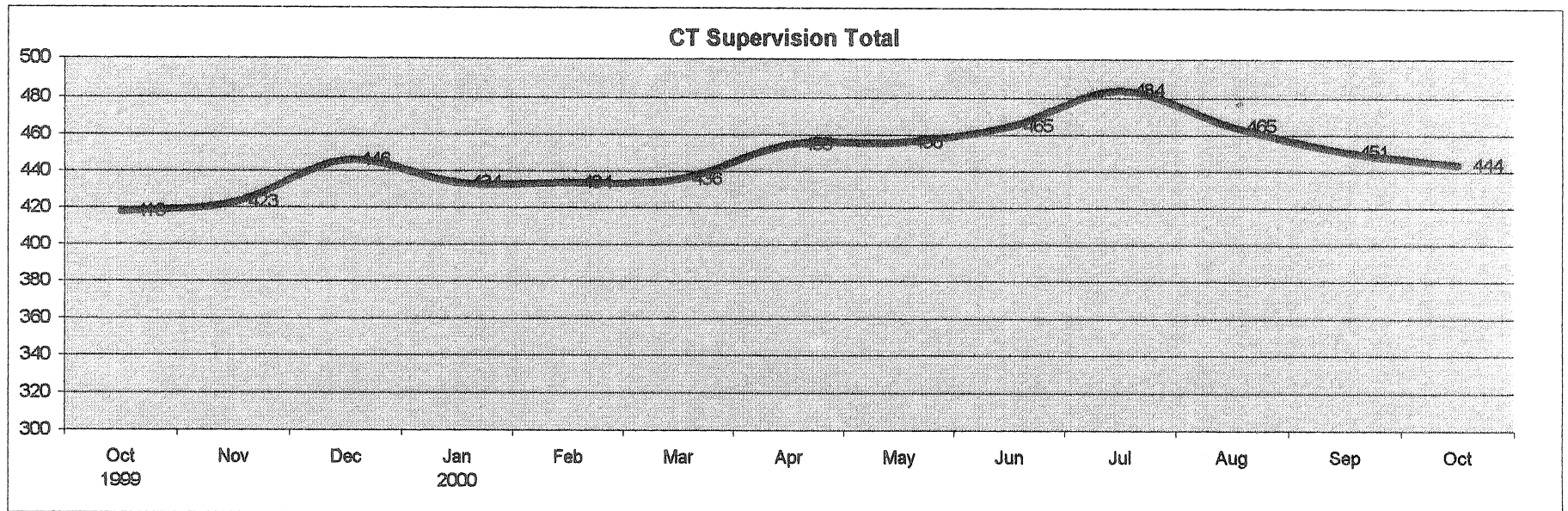




## Parole Supervision Caseload October 31, 2000

### Bridgeport District Office Supervision Caseload

	1999			2000									
	Oct	Nov	Dec	Jan	Feb	Mar	Apr	May	Jun	Jul	Aug	Sep	Oct
CT Parolees Supervised in CT	366	368	389	390	389	390	406	407	411	427	415	406	402
Out Of State Parolees Supervised in CT	52	55	57	44	45	46	49	49	54	57	50	45	42
<b>CT Supervision Total:</b>	<b>418</b>	<b>423</b>	<b>446</b>	<b>434</b>	<b>434</b>	<b>436</b>	<b>455</b>	<b>456</b>	<b>465</b>	<b>484</b>	<b>465</b>	<b>451</b>	<b>444</b>
<b>Parole Violators Confined</b>	<b>36</b>	<b>43</b>	<b>40</b>	<b>41</b>	<b>38</b>	<b>44</b>	<b>40</b>	<b>38</b>	<b>45</b>	<b>43</b>	<b>48</b>	<b>66</b>	<b>70</b>
<b>GRAND TOTAL</b>	<b>454</b>	<b>466</b>	<b>486</b>	<b>475</b>	<b>472</b>	<b>480</b>	<b>495</b>	<b>494</b>	<b>510</b>	<b>527</b>	<b>513</b>	<b>517</b>	<b>514</b>

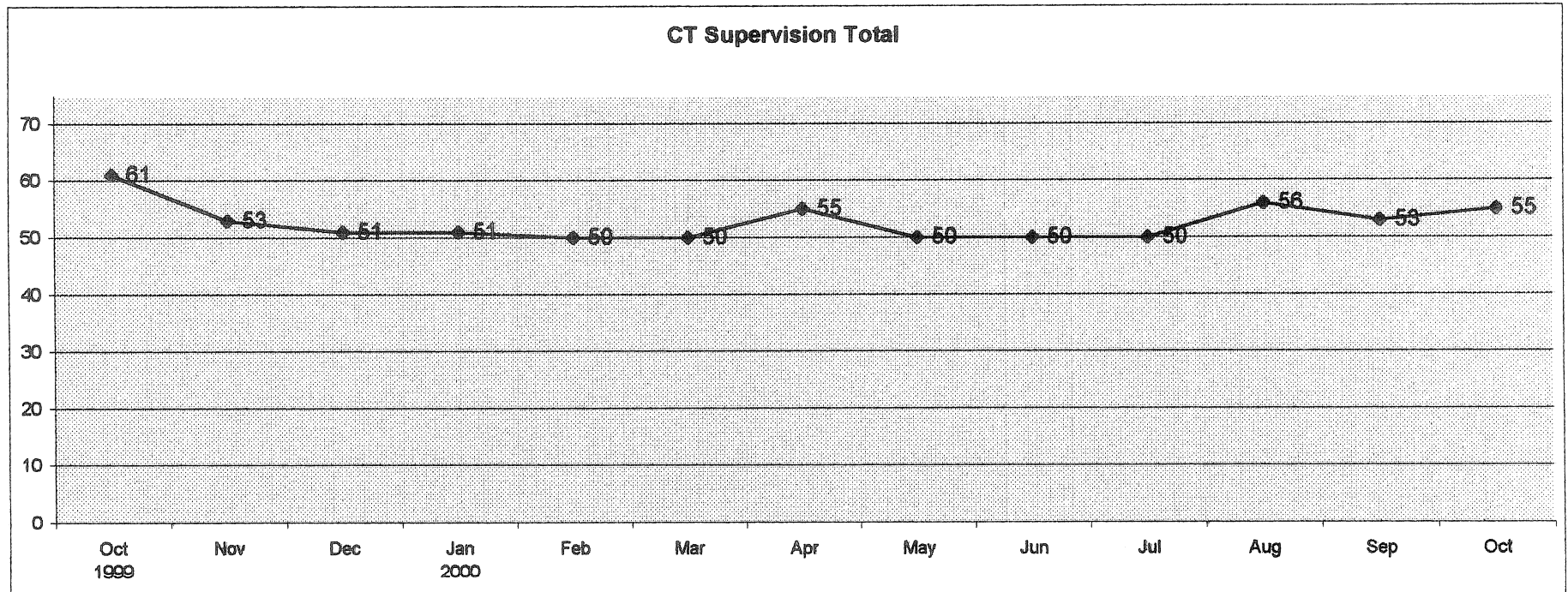


# Parole Supervision Caseload

## October 31, 2000

### Zero Tolerance Caseload

	1999			2000									
	Oct	Nov	Dec	Jan	Feb	Mar	Apr	May	Jun	Jul	Aug	Sep	Oct
CT Parolees Supervised in CT	61	53	51	51	50	50	55	50	50	50	56	53	55
Out Of State Parolees Supervised in CT	0	0	0	0	0	0	0	0	0	0	0	0	0
<b>CT Supervision Total:</b>	<b>61</b>	<b>53</b>	<b>51</b>	<b>51</b>	<b>50</b>	<b>50</b>	<b>55</b>	<b>50</b>	<b>50</b>	<b>50</b>	<b>56</b>	<b>53</b>	<b>55</b>
<b>Parole Violators Confined</b>	<b>5</b>	<b>6</b>	<b>6</b>	<b>5</b>	<b>5</b>	<b>7</b>	<b>3</b>	<b>5</b>	<b>8</b>	<b>13</b>	<b>11</b>	<b>8</b>	<b>6</b>
<b>GRAND TOTAL</b>	<b>66</b>	<b>59</b>	<b>57</b>	<b>56</b>	<b>55</b>	<b>57</b>	<b>58</b>	<b>55</b>	<b>58</b>	<b>63</b>	<b>67</b>	<b>61</b>	<b>61</b>



# Violation Reports

October, 2000

<i>Office</i>	<i>Parole Officer</i>	<i>Absconder</i>	<i>Criminal</i>	<i>Technical</i>	<i>Total</i>
<i>Bridgeport</i>					
	Bouley		1		1
	Defeo		2	2	4
	DeLucia			1	1
	Emielita		1		1
	Holmes		2	1	3
	Johnson		1	1	2
	O'Connor		3		3
	O'Reilly			2	2
	Tomaszewski		1		1
	Office Total		11	7	18
<i>Hartford</i>					
	Anderson			2	2
	Banas		1	1	2
	Boleski		4	1	5
	Casanova		3	3	6
	Corris			1	1
	Edwards		1	1	2
	Hyman	1		1	2
	Knapp	1	2	2	5
	Mills	2		1	3
	Sparks	1		1	2
	Office Total	5	11	14	30
<i>New Haven</i>					
	Amaral		1	1	2
	Casanova			1	1
	Duca	1	1		2
	Greene	2	1	1	4
	Haggan			1	1
	Hogan	4		1	5

Wednesday, November 08, 2000

<i>Office</i>	<i>Parole Officer</i>	<i>Absconder</i>	<i>Criminal</i>	<i>Technical</i>	<i>Total</i>
	Kelly		2	3	5
	Krupa	1	1	1	3
	Nelson	1			1
	Watts			1	1
	Wood		1		1
	Office Total	9	7	10	26
<i>Special Management</i>					
	Barry			1	1
	Barwikowski			1	1
	Noto		1		1
	Szydlo		1		1
	Office Total		2	2	4
<i>Grand Total</i>		14	31	33	78

*\* Source: Hearings Division Warrant Requests and Interstate Reports*