


STATE OF CONNECTICUT

**Connecticut Parole and
Community Services**

Monthly Report



August 2000
(August 1999 to August 2000)

Prepared by
Jerry Stowell

FOR
BOARD OF PARDONS & PAROLES (BOPP)
AND
DEPARTMENT OF CORRECTION (DOC)
Parole and Community Services Division

Correctional Population and Parole Eligibility

~~September 1, 2000~~

AUGUST 31

3pm

418-6355
6364

Confined Population

17,024

(Unsentenced and Special Inmates)	(3,167)	Balance	13,857
(Sentences 2 Years & Less, Cuscom, New Admits)	(4,544)	Balance	9,313
(Parole Ineligible, crime committed)	(602)	Balance	8,711
(SRG Classification)	(301)	Balance	8,410
(Wright Decision Cases)	(324)	Balance	8,086
(Level 5 Classification)	(62)	Balance	8,024
(Chronic Disciplinary Unit Classification)	(56)		

Population Eligible for Parole Consideration 7,968

1/2 of 17,024 = 8,512
= 8,512 - 514 = 7,998

17,024
- 9,058

7,966

1758
- 1596
- 198

OCT 163

1444
- 187

1631

1435 + 158 = 1593
192

1627
- 192

1631
OCT

CT parole in + 192 of water

CT CASELOAD

Quarterly Hearings Division Workload - Calendar Year 1999-2000

	1999 1st Qtr	1999 2nd Qtr	1999 3rd Qtr	1999 4th Qtr	2000 1st Qtr	2000 2nd Qtr	2000 Aug
Administrative Review Activity							
Panel Hearings							
Parole	223	246	270	306	340	290	99
Deny	136	172	111	155	135	133	39
Total AR Hearings:	359	418	381	461	475	423	138
Parole Granting Rate:	62.1%	58.9%	70.9%	66.4%	71.6%	68.6%	71.7%
Field Activity							
Panel Hearings							
Parole	171	218	209	266	187	176	62
Deny	114	131	93	107	108	86	17
Revoke	99	63	114	67	98	112	29
Rescind	56	29	41	24	24	52	11
Revoke/Reparole	14	16	17	38	27	21	8
Rescind/Reparole	44	31	26	17	34	31	13
Early Parole Disg.	0	0	0	0	0	0	0
Medical Parole	0	0	0	0	0	0	0
Total Field Hearings:	498	488	500	519	478	478	140
Parole Granting Rate:	60.0%	62.5%	69.2%	71.3%	63.4%	67.2%	78.5%
Total Hearings:	857	906	881	980	953	901	
Combined Parole Granting Rate:	61.2%	60.5%	70.1%	68.6%	68.4%	68.0%	
Staff Actions							
Case Review	57	67	95	81	107	106	
Review/Reschedule	492	714	708	610	435	406	
Close Interest	121	218	217	217	179	195	
Total Actions	1527	1905	1901	1888	1674	1608	

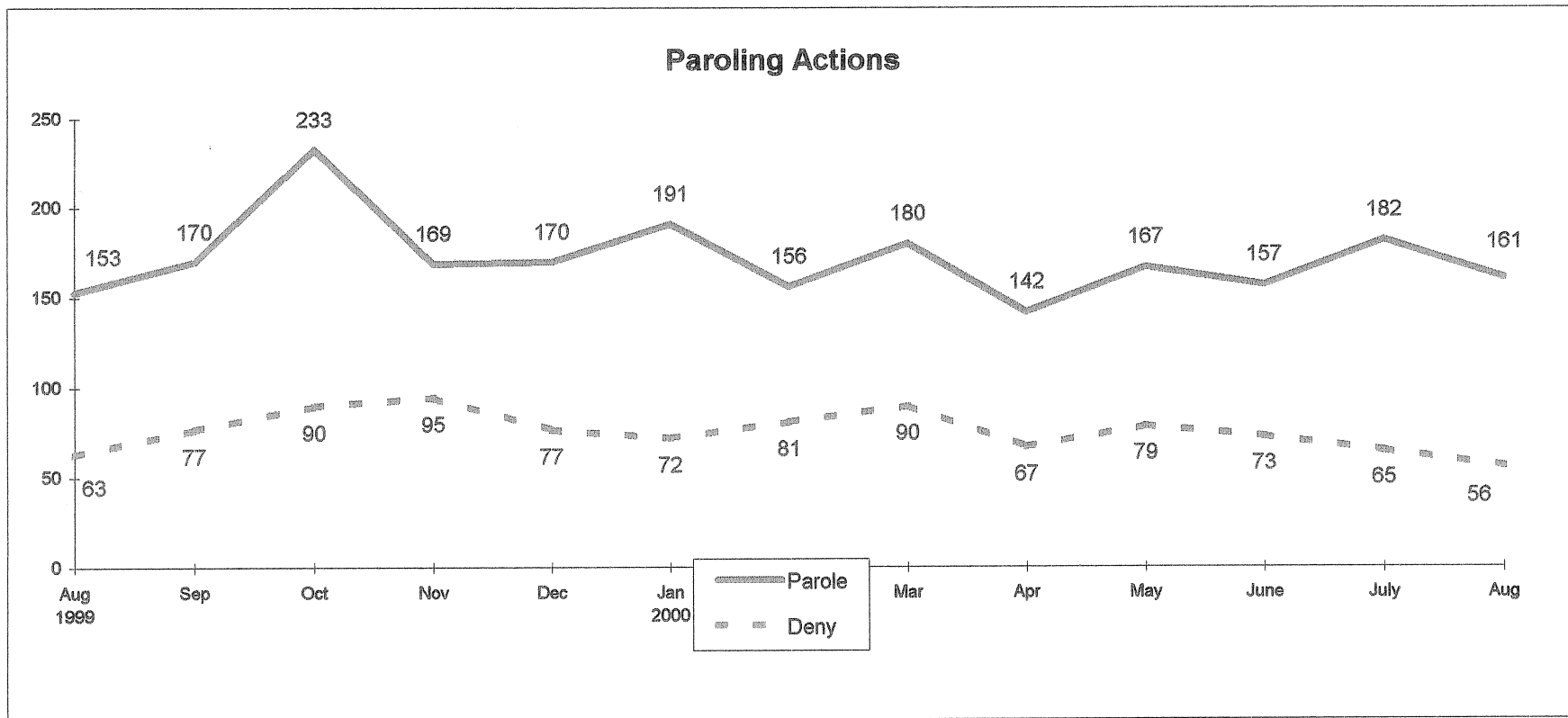
*Parole No. (Tech/Reviews)
RET TO DOC BY
MO.*

*TIME SERVED
BEFORE RELEASE
TO PAROLE
SHEET ON
BY MO.*

→

*field %
higher*

**Connecticut Board of Parole
Hearings Division Monthly Statistics
August 31, 2000**



Connecticut Board of Parole Parole Supervision Caseload August 31, 2000

1228 on 7/95

*COMPARE TO DOC JULY #
COMPARE TO DOC AUG. #
COMPARE TO DOC SEP #*

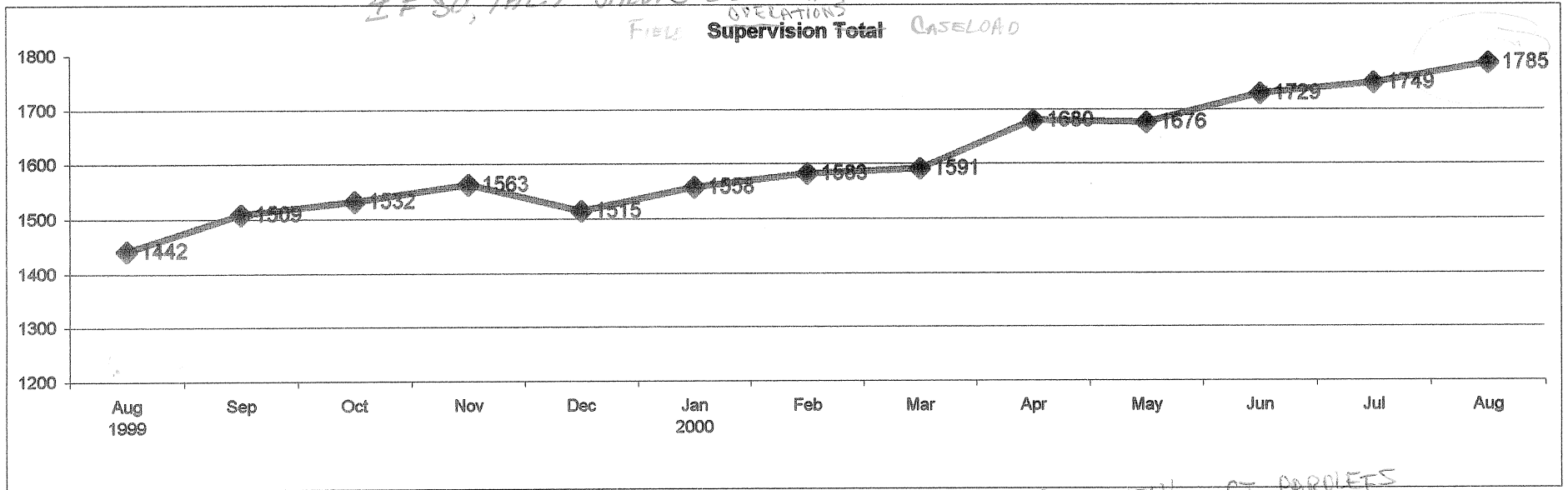
*4%
37%
32%
1%
32%
max*

	1999					2000							12 Mo Avg.	
	Aug	Sep	Oct	Nov	Dec	Jan	Feb	Mar	Apr	May	Jun	Jul	Aug	Avg.
CT Parolees Supervised in CT	1049	1100	1122	1153	1199	1233	1252	1260	1334	1358	1373	1389	1435	1267
Out Of State Parolees Supervised in CT	159	166	163	164	151	157	159	163	171	167	166	171	158	163
CT Supervision Total:	1208	1266	1285	1317	1350	1390	1411	1423	1505	1525	1539	1560	1593	1430
CT Parolees Supervised Out of State	234	243	247	246	165	168	172	168	175	151	190	189	192	192
Supervision Total:	1442	1509	1532	1563	1515	1558	1583	1591	1680	1676	1729	1749	1785	1623
Parole Violators Confined	149	138	148	146	177	165	154	176	152	140	152	161	165	156
GRAND TOTAL	1591	1647	1680	1709	1692	1723	1737	1767	1832	1816	1881	1910	1950	1779

WHAT IS CT OBLIGATION TO MONITOR THESE PAROLEES

IS IT ENOUGH WORK TO JUSTIFY COUNTING THEM IN CASELOAD? IF SO, THEY SHOULD BE GRAPHED SEPARATELY

*IN STATE SUPERVISED PAROLEES
1435
192
1627*



*REVOKE - TECH
REVOKE - NEW CRIME(S)*

*# OF PERSONS UNDER CT PAROLE SUPERVISION ~~CASELOAD~~ BY MONTH / BY STATE PAROLEES
AUG 1999 - 2000 AUG 2000*

** TOTAL CT PAROLEES UNDER SUPERVISION
IN STATE
OUT OF STATE*

INCLUDES CT PAROLEES SUPERVISED OUT OF STATE

**Connecticut Board of Parole
Hearings Division Monthly Statistics
August 31, 2000**

	1999					2000								12 Mo.
	Aug	Sep	Oct	Nov	Dec	Jan	Feb	Mar	Apr	May	June	July	Aug	Totals
Full Panel Actions														
Parole	58	89	116	80	70	66	56	65	58	56	62	79	62	859
Deny	24	34	38	36	33	32	30	46	30	25	31	29	17	381
Medical Parole	0	0	0	0	0	0	0	0	0	0	0	0	0	0
Revoke	30	33	17	28	22	27	47	24	33	45	34	30	29	369
Revoke & Reparole	6	9	8	17	13	15	5	7	7	7	7	5	8	108
Rescind	11	11	10	6	8	6	9	9	10	22	20	10	11	132
Rescind & Reparole	9	11	8	3	6	14	7	13	9	9	13	16	13	122
Early Parole Discharge	0	0	0	0	0	0	0	0	0	0	0	0	0	0
Total Full Panel Actions	138	187	197	170	152	160	154	164	147	164	167	169	140	1971
Administrative Review Actions														
Parole	95	81	117	89	100	125	100	115	84	111	95	103	99	1219
Deny	39	43	52	59	44	40	51	44	37	54	42	36	39	541
Total Admin. Review Actions	134	124	169	148	144	165	151	159	121	165	137	139	138	1760
Staff Actions														
Case Review	31	39	31	24	26	33	35	39	27	58	21	26	32	391
Review & Reschedule	187	303	224	191	195	138	154	143	124	126	156	176	193	2123
Close Interest	42	114	85	72	60	72	53	54	69	75	51	53	68	826
Total Actions	532	767	706	605	577	568	547	559	488	588	532	563	571	7071
Total Hearing Dates	19	16	19	16	17	18	15	21	16	19	18	16	18	209
Parole Grant Rate														
Full Panels	71%	72%	75%	69%	68%	67%	65%	59%	66%	69%	67%	73%	78%	69%
Administrative Reviews	71%	65%	69%	60%	69%	76%	66%	72%	69%	67%	69%	74%	72%	69%

**Connecticut Board of Parole
Types of Review and Rescheduling Activities
August 2000**

	1999 Aug	Sep	Oct	Nov	Dec	2000							Aug
						Jan	Feb	Mar	Apr	May	June	July	
<u>Inmate-Related Reasons:</u>													
<u>Regular Hearings</u>													
In Seg/Punitive Seg	4	7	12	2	2	4	4	8	3	2	3	4	5
Inmate's Request	1	1	1	0	1	0	0	0	0	0	0	0	0
Pending Charges	10	35	29	17	10	20	35	19	24	19	23	28	18
Pending DR	1	0	0	0	0	0	0	0	0	0	0	0	0
SRG Affiliation	9	46	21	12	16	16	26	25	11	18	22	30	23
Pending Waiver	0	0	0	0	0	0	0	0	0	0	0	0	0
85% Status	13	24	20	15	6	7	10	15	10	6	18	15	34
Case Review	31	39	31	24	26	33	35	39	27	58	21	26	32
<u>Revocation Hearings:</u>													
Attorney	0	0	0	0	0	0	2	0	0	0	0	0	0
Pending Charges	2	3	1	2	1	1	2	2	0	1	0	1	1
Total Inmate Reasons:	71	155	115	72	62	81	114	108	75	104	87	104	113
<u>DOC-Related Reasons</u>													
<u>Regular Hearings</u>													
Transportation	34	65	39	25	22	26	20	22	24	22	13	26	16
Awaiting MH Evaluation	5	6	5	8	3	5	6	5	2	4	7	3	3
Total DOC Reasons:	39	71	44	33	25	31	26	27	26	26	20	29	19
<u>Board-Related Reasons</u>													
<u>Regular Hearings</u>													
Additional Info	38	20	28	15	14	13	6	12	9	9	20	16	15
Additional Offense Info	18	20	13	11	18	17	19	13	17	8	17	13	13
Hearing Cancelled	19	1	0	38	58	1	0	1	0	0	0	0	0
Ineligible-PE date	10	19	16	10	15	9	4	5	7	10	13	8	17
No Parole Package	1	0	0	0	0	0	0	0	0	0	0	0	0
Awaiting Sex Offender Eval	1	7	9	15	8	8	5	6	4	6	1	1	5
Other	21	49	30	21	21	11	15	10	13	21	19	31	43
Total Board Reasons:	108	116	96	110	134	59	49	47	50	54	70	69	93
All Reasons:	218	342	255	215	221	171	189	182	151	184	177	202	225

