


**STATE OF CONNECTICUT**

**Connecticut Parole and  
Community Services**

**Monthly Report**



**June 2000**  
*(June 1999 to June 2000)*

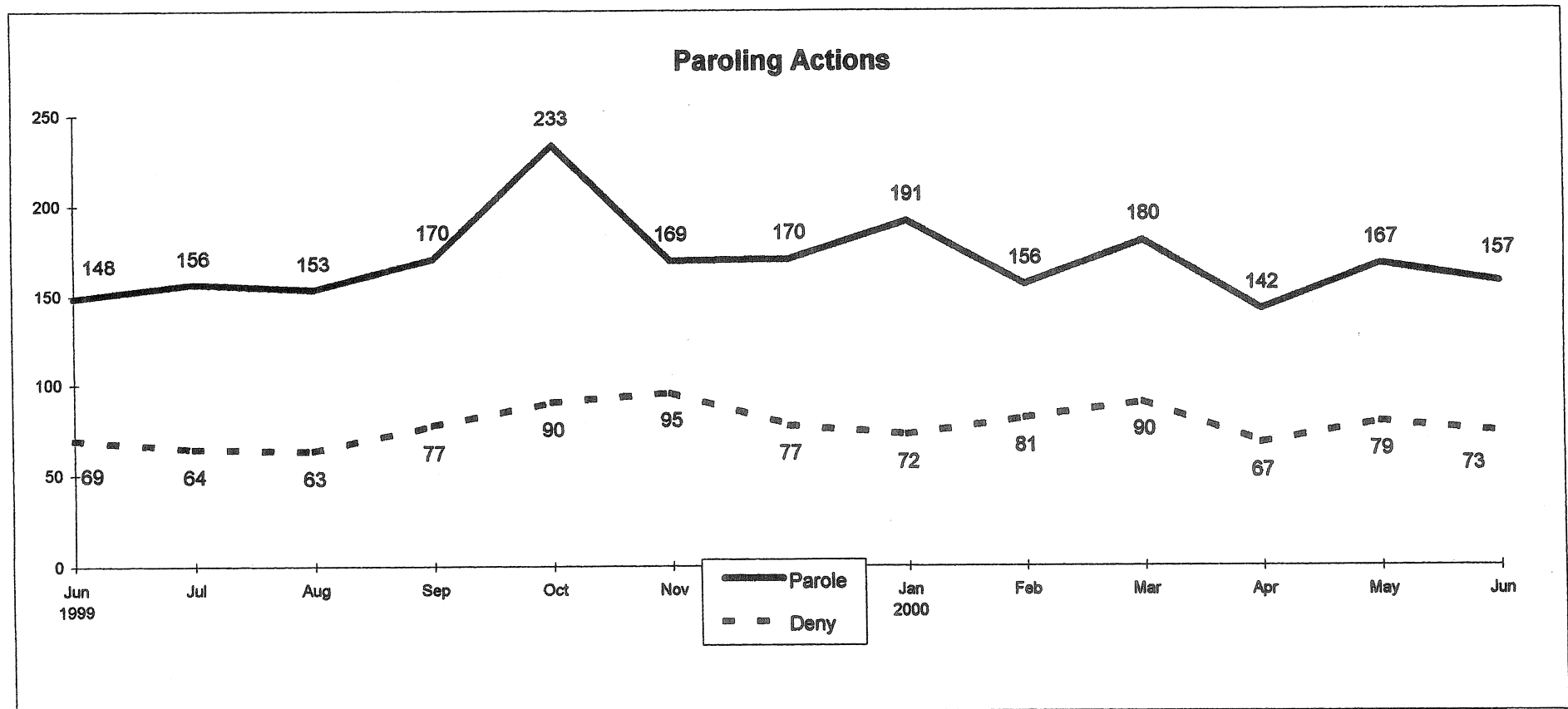
Prepared by  
*Jerry Stowell*

FOR  
BOARD OF PARDONS & PAROLES (BOPP)  
AND  
DEPARTMENT OF CORRECTION (DOC)  
Parole and Community Services Division

**Connecticut Board of Parole  
Hearings Division Monthly Statistics  
June 30, 2000**

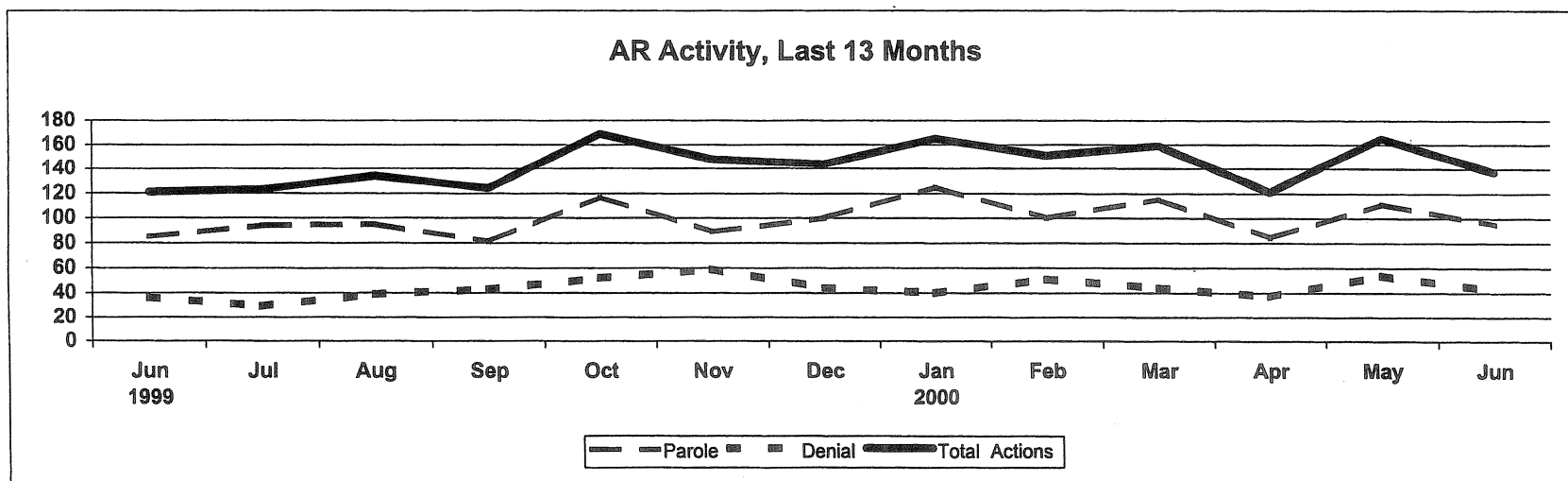
	1999							2000						12 Mo.
	Jun	Jul	Aug	Sep	Oct	Nov	Dec	Jan	Feb	Mar	Apr	May	Jun	Totals
<b>Full Panel Actions</b>														
Parole	63	62	58	89	116	80	70	66	56	65	58	56	62	783
Deny	33	35	24	34	38	36	33	32	30	46	30	25	31	371
Medical Parole	0	0	0	0	0	0	0	0	0	0	0	0	0	0
Revoke	20	51	30	33	17	28	22	27	47	24	33	45	34	332
Revoke & Reparole	3	2	6	9	8	17	13	15	5	7	7	7	7	92
Rescind	8	19	11	11	10	6	8	6	9	9	10	22	20	107
Rescind & Reparole	11	6	9	11	8	3	6	14	7	13	9	9	13	97
Early Parole Discharge	0	0	0	0	0	0	0	0	0	0	0	0	0	0
<b>Total Full Panel Actions</b>	138	175	138	187	197	170	152	160	154	164	147	164	167	1782
<b>Administrative Review Actions</b>														
Parole	85	94	95	81	117	89	100	125	100	115	84	111	95	1085
Deny	36	29	39	43	52	59	44	40	51	44	37	54	42	474
<b>Total Admin. Review Actions</b>	121	123	134	124	169	148	144	165	151	159	121	165	137	1559
<b>Staff Actions</b>														
Case Review	25	25	31	39	31	24	26	33	35	39	27	58	21	335
Review & Reschedule	181	218	187	303	224	191	195	138	154	143	124	126	156	2058
Close Interest	47	61	42	114	85	72	60	72	53	54	69	75	51	729
<b>Total Actions</b>	512	602	532	767	706	605	577	568	547	559	488	588	532	6463
<b>Total Hearing Dates</b>	18	15	19	16	19	16	17	18	15	21	16	19	18	190
<b>Parole Grant Rate</b>														
Full Panels	66%	64%	71%	72%	75%	69%	68%	67%	65%	59%	66%	69%	67%	68%
Administrative Reviews	70%	76%	71%	65%	69%	60%	69%	76%	66%	72%	69%	67%	69%	70%

**Connecticut Board of Parole  
Hearings Division Monthly Statistics  
June 30, 2000**



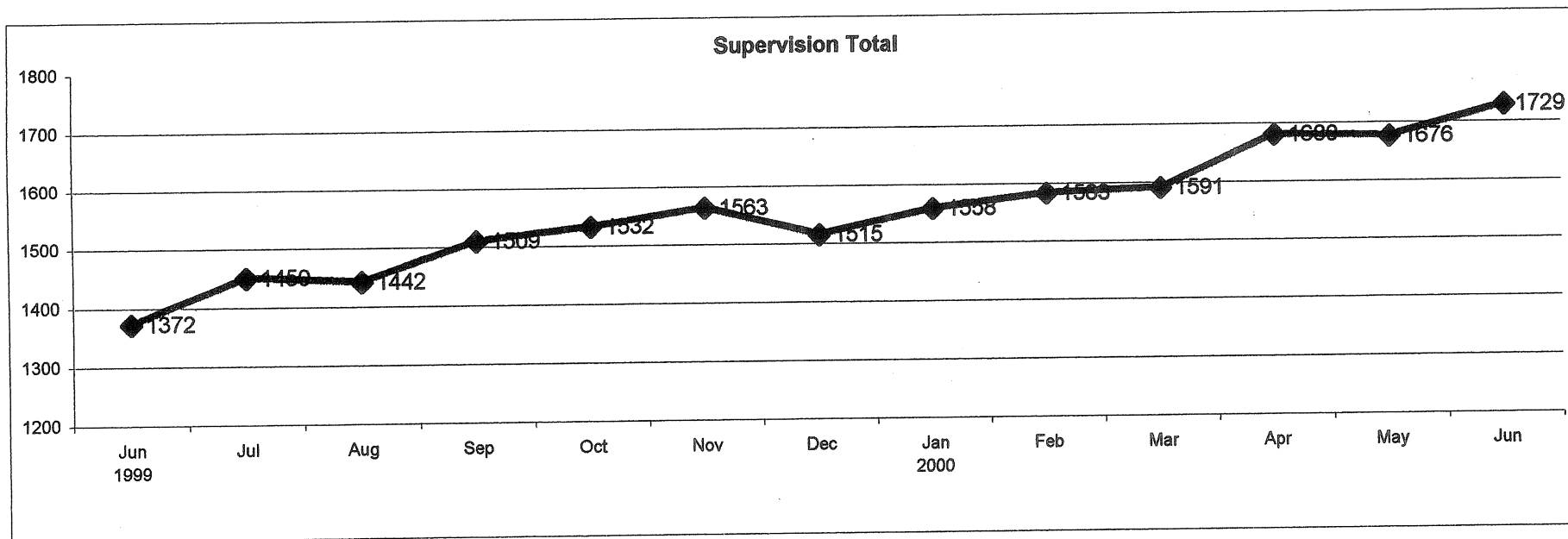
**Connecticut Board of Parole  
Hearings Division Monthly Statistics  
Administrative Reviews  
June 30, 2000**

	1999							2000					
	Jun	Jul	Aug	Sep	Oct	Nov	Dec	Jan	Feb	Mar	Apr	May	Jun
<b>Parole</b>	85	94	95	81	117	89	100	125	100	115	84	111	95
<b>Denial</b>	36	29	39	43	52	59	44	40	51	44	37	54	42
<b>Medical Parole</b>	0	0	0	0	0	0	0	0	0	0	0	0	0
<b>Total Actions</b>	121	123	134	124	169	148	144	165	151	159	121	165	137



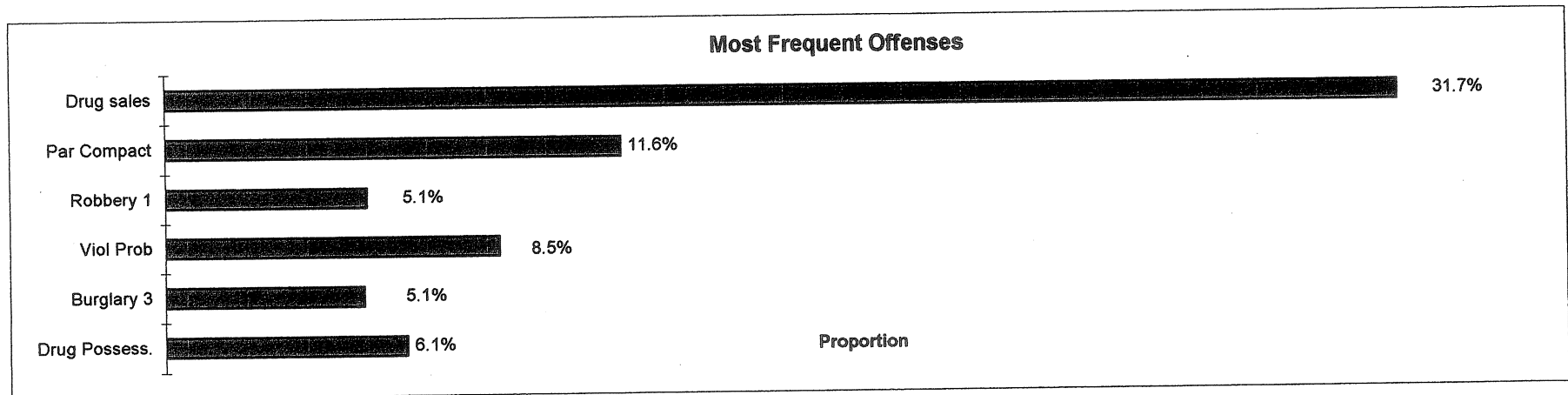

## Connecticut Board of Parole Parole Supervision Caseload June 30, 2000

	1999							2000							12 Mo
	Jun	Jul	Aug	Sep	Oct	Nov	Dec	Jan	Feb	Mar	Apr	May	Jun	Avg.	
<b>CT Parolees Supervised in CT</b>	1035	1055	1049	1100	1122	1153	1199	1233	1252	1260	1334	1358	1373	1194	
<b>Out Of State Parolees Supervised in CT</b>	152	162	159	166	163	164	151	157	159	163	171	167	166	162	
<b>CT Supervision Total:</b>	1187	1217	1208	1266	1285	1317	1350	1390	1411	1423	1505	1525	1539	1356	
<b>CT Parolees Supervised Out of State</b>	185	233	234	243	247	246	165	168	172	168	175	151	190	198	
<b>Supervision Total:</b>	1372	1450	1442	1509	1532	1563	1515	1558	1583	1591	1680	1676	1729	1554	
<b>Parole Violators Confined</b>	184	161	149	138	148	146	177	165	154	176	152	140	152	157	
<b>GRAND TOTAL</b>	1556	1611	1591	1647	1680	1709	1692	1723	1737	1767	1832	1816	1881	1711	



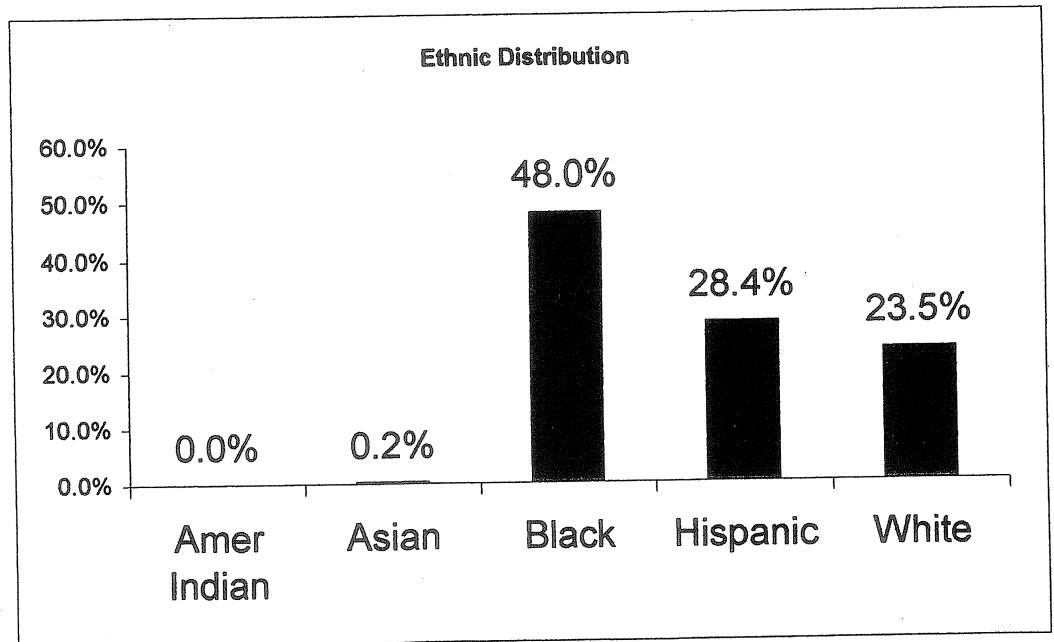
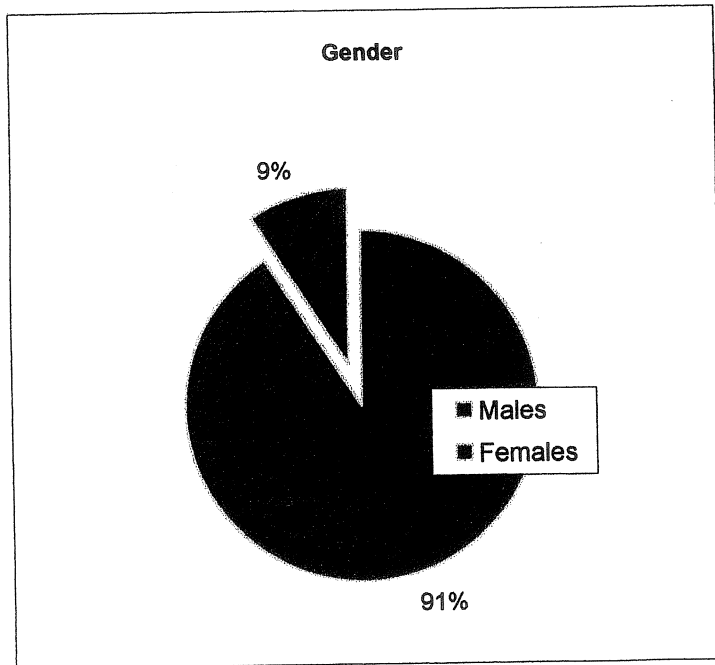
# Connecticut Board of Parole Parole Supervision Caseload June 30, 2000

## Distributions for this Latest Month



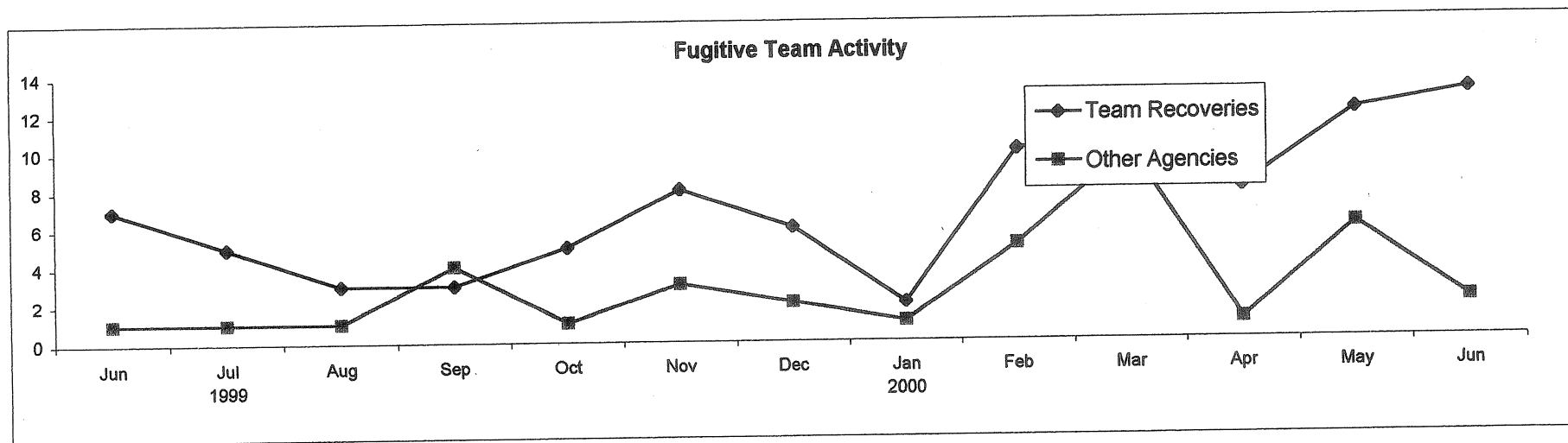
**Connecticut Board of Parole  
Parole Supervision Caseload  
June 30, 2000**

**Distributions for this Latest Month**



**Connecticut Board of Parole  
Parole Supervision Caseload  
June 30, 2000**

**Unit Activities**





**Connecticut Board of Parole  
Parole Supervision Caseload  
June 30, 2000**

**Parolee Employment Information**

	1999			2000					
	Oct	Nov	Dec	Jan	Feb	Mar	Apr	May	Jun
<b>Number of Parolees Employed:</b>	1058	1097	1128	1176	1169	1180	1257	1291	1288
<b>Parolees Unemployable:</b>	113	105	110	105	99	117	116	120	133
<b>Proportion Employed:</b>	90%	91%	91%	92%	89%	90%	90%	92%	92%
<b>Number Active in Parole Works:</b>	53	40	50	60	69	51	60	47	61
<b># Community Service Hours:</b>	132	258	490	322	586	934	960	868	751