


**STATE OF CONNECTICUT**

**Connecticut Parole and  
Community Services**

**Monthly Report**



**December 1998**  
*(December 1997 to December 1998)*

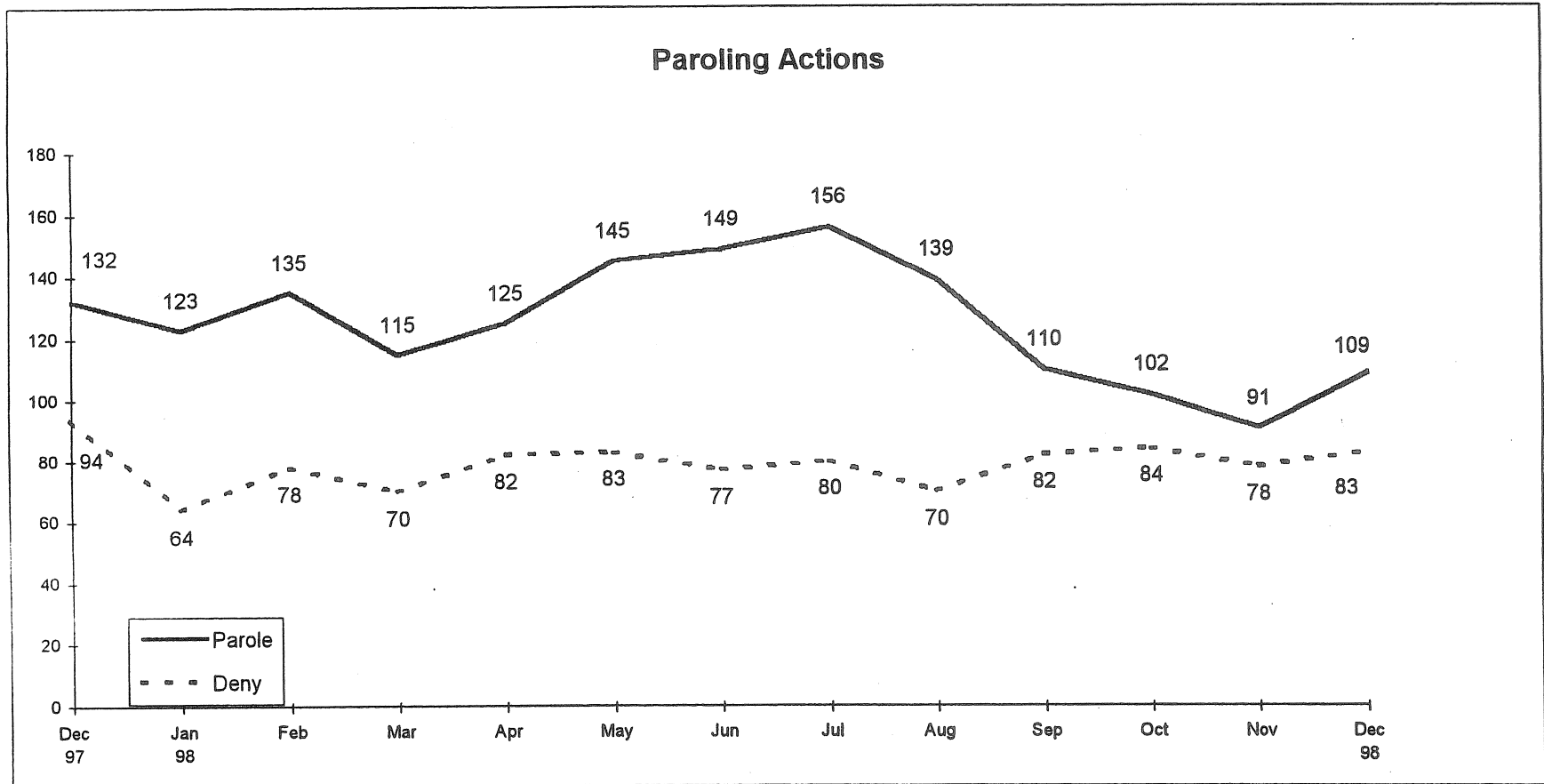
Prepared by  
*Jerry Stowell*

FOR  
BOARD OF PARDONS & PAROLES (BOPP)  
AND  
DEPARTMENT OF CORRECTION (DOC)  
Parole and Community Services Division

**Connecticut Board of Parole  
Hearings Division Monthly Statistics  
December 31, 1998**

	97 98												98	12 Mo. Totals
	Dec	Jan	Feb	Mar	Apr	May	Jun	Jul	Aug	Sep	Oct	Nov		
<b>Full Panel Actions</b>														
Parole	92	73	80	76	70	86	71	89	77	35	51	31	49	788
Deny	59	49	44	36	42	47	36	44	39	33	66	44	44	524
Medical Parole	0	0	0	0	0	0	0	0	0	0	0	0	0	0
Revoke	20	21	20	28	24	28	13	30	24	32	24	23	35	302
Revoke & Reparole	4	4	2	5	3	3	6	8	0	2	2	5	3	43
Rescind	5	7	25	7	8	8	7	4	21	7	10	8	12	124
Rescind & Reparole	2	1	5	1	2	5	5	3	4	7	3	4	13	53
Early Parole Discharge	0	0	2	2	0	0	1	1	7	0	0	0	0	13
Case Review	31	24	19	26	19	24	24	17	18	13	21	26	13	244
<b>Total Full Panel Actions</b>	<b>213</b>	<b>179</b>	<b>197</b>	<b>181</b>	<b>168</b>	<b>201</b>	<b>163</b>	<b>196</b>	<b>190</b>	<b>129</b>	<b>177</b>	<b>141</b>	<b>169</b>	<b>2,091</b>
<b>Administrative Review Actions</b>														
Parole	40	50	55	41	55	59	78	67	62	75	51	60	60	713
Deny	35	15	34	34	40	36	41	36	31	49	18	34	39	407
<b>Total Admin. Review Actions</b>	<b>75</b>	<b>65</b>	<b>89</b>	<b>75</b>	<b>95</b>	<b>95</b>	<b>119</b>	<b>103</b>	<b>93</b>	<b>124</b>	<b>69</b>	<b>94</b>	<b>99</b>	<b>1,120</b>
<b>Staff Actions</b>														
Review & Reschedule	117	134	171	124	139	138	192	202	220	131	153	170	154	1928
Close Interest	11	13	11	29	37	27	31	53	60	37	33	17	35	383
<b>Total Actions</b>	<b>416</b>	<b>391</b>	<b>468</b>	<b>409</b>	<b>439</b>	<b>461</b>	<b>505</b>	<b>554</b>	<b>563</b>	<b>421</b>	<b>432</b>	<b>422</b>	<b>457</b>	<b>5522</b>
<b>Total Hearing Dates</b>	<b>18</b>	<b>15</b>	<b>17</b>	<b>19</b>	<b>18</b>	<b>18</b>	<b>19</b>	<b>18</b>	<b>17</b>	<b>16</b>	<b>17</b>	<b>15</b>	<b>17</b>	<b>206</b>
<b>Parole Grant Rate</b>														
Full Panels	61%	60%	65%	68%	63%	65%	66%	67%	66%	51%	44%	41%	53%	60%
Administrative Reviews	53%	77%	62%	55%	58%	62%	66%	65%	67%	60%	74%	64%	61%	64%

**Connecticut Board of Parole  
Hearings Division Monthly Statistics  
December 31, 1998**

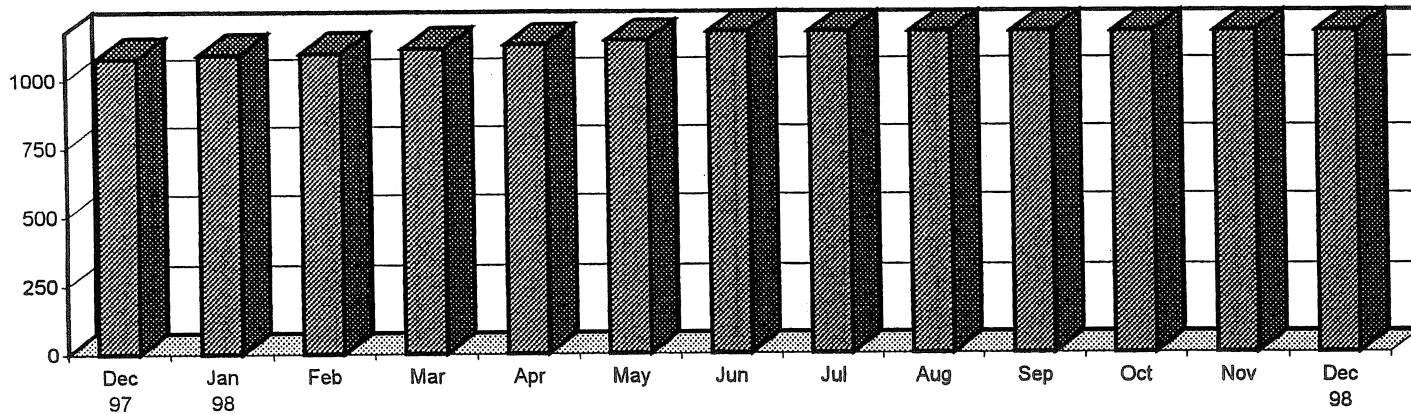


**Connecticut Board of Parole  
Parole Supervision Caseload  
Dec. 31, 1998**

	97 Dec	98 Jan	Feb	Mar	Apr	May	Jun	Jul	Aug	Sep	Oct	Nov	98 Dec	12 Mo Avg.
CT Parolees Supervised in CT	908	914	912	925	939	953	997	1008	1001	1049	1017	1063	1057	986
Out Of State Parolees Supervised in CT	171	179	186	190	188	191	187	189	183	172	172	173	175	182
<b>CT Supervision Total:</b>	<b>1079</b>	<b>1093</b>	<b>1098</b>	<b>1115</b>	<b>1127</b>	<b>1144</b>	<b>1184</b>	<b>1197</b>	<b>1184</b>	<b>1221</b>	<b>1189</b>	<b>1236</b>	<b>1232</b>	<b>1168</b>
Parole Violators Confined	161	159	147	143	135	137	127	137	139	144	146	160	160	145
CT Parolees Supervised Out of State	132	145	143	142	141	141	184	187	182	186	199	197	196	170
<b>GRAND TOTAL</b>	<b>1372</b>	<b>1397</b>	<b>1388</b>	<b>1400</b>	<b>1403</b>	<b>1422</b>	<b>1495</b>	<b>1521</b>	<b>1505</b>	<b>1551</b>	<b>1534</b>	<b>1593</b>	<b>1588</b>	<b>1483</b>

\*159 of the 1057 CT parolees supervised on Dec. 31 were released via Administrative Reviews


**CT Supervision Total**




# Connecticut Board of Parole Parole Supervision Caseload Dec. 31, 1998

## Distributions for this Latest Month

### Offense Groupings

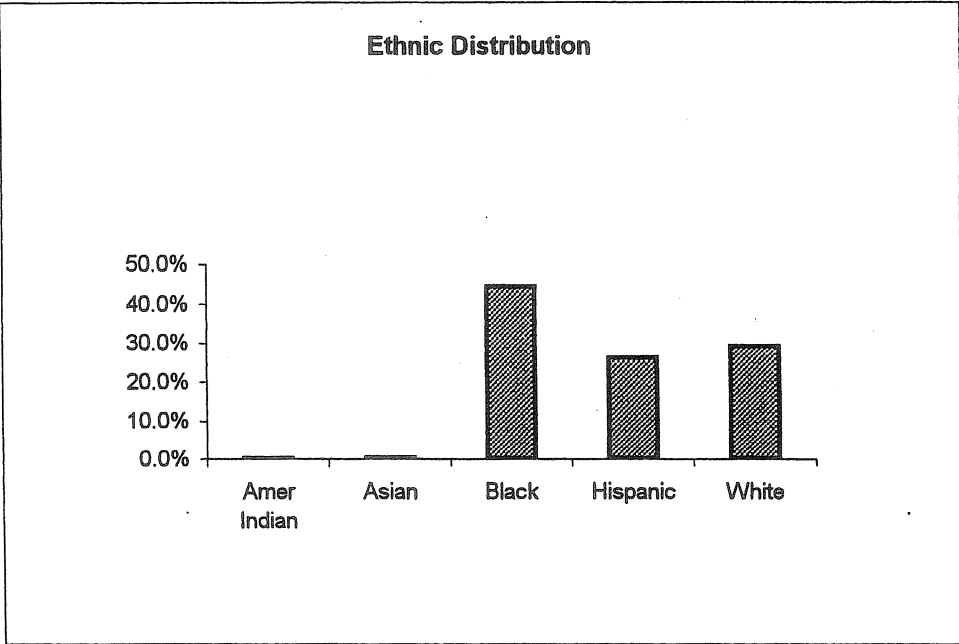
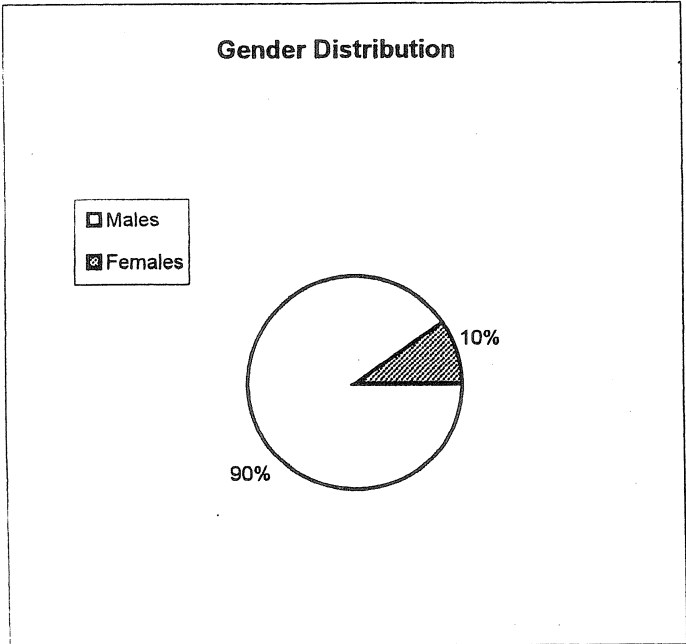


### Most Frequent Offenses



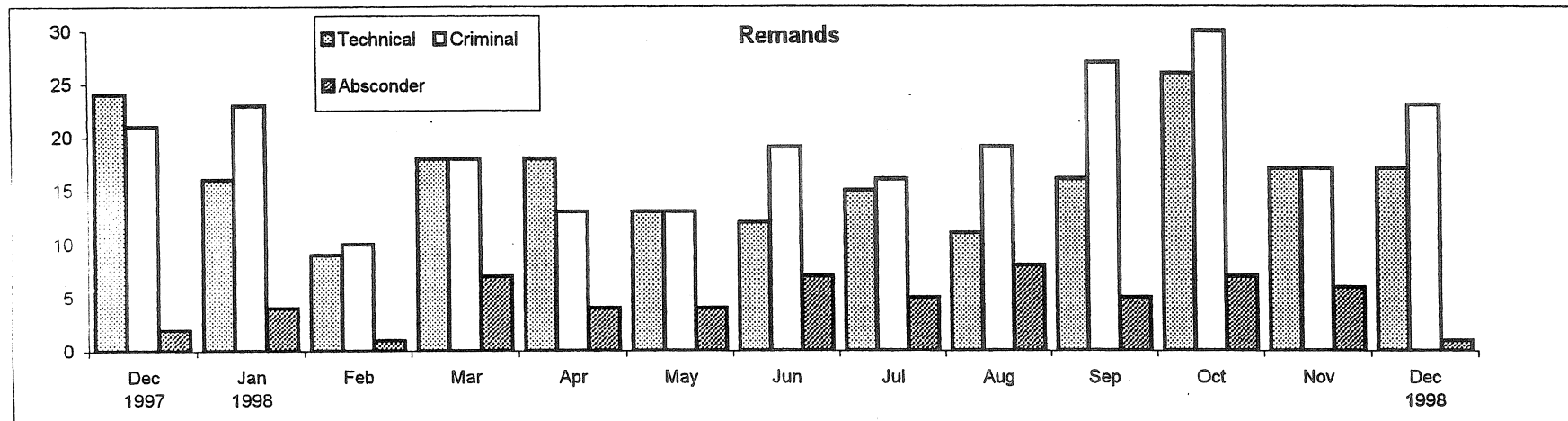
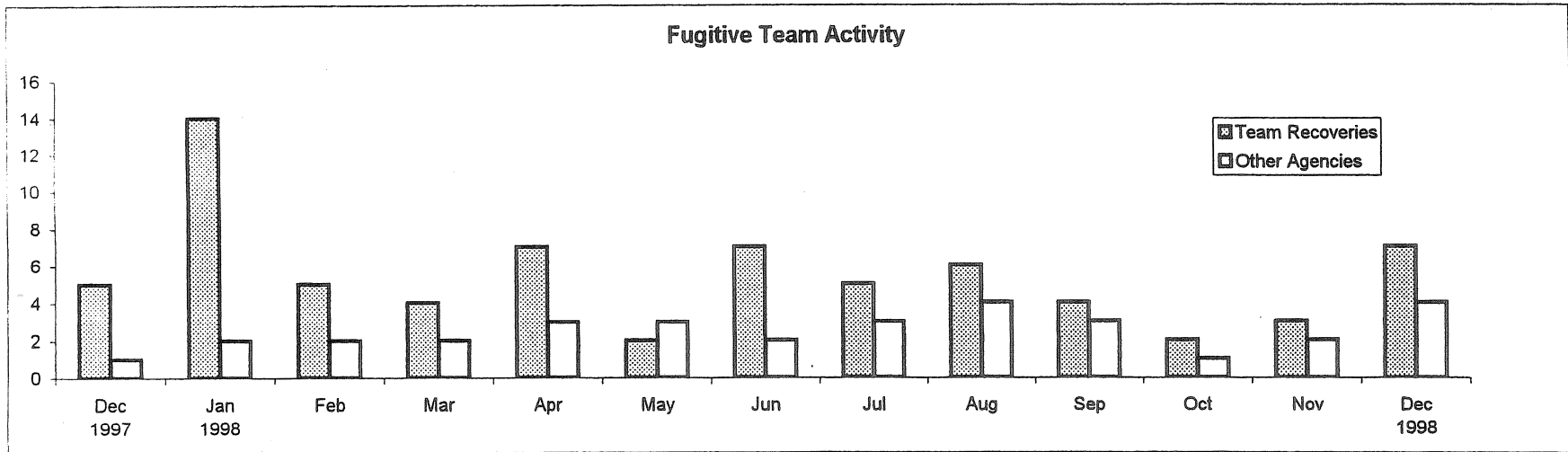
**Connecticut Board of Parole  
Parole Supervision Caseload  
Dec. 31, 1998**

**Distributions for this Latest Month**



# Connecticut Board of Parole Parole Supervision Caseload Dec. 31, 1998

## Unit Activities



**Connecticut Board of Parole  
Parole Supervision Caseload  
Dec. 31, 1998**

**Employment Service Unit**

	97		98										Last	
	Nov	Dec	Jan	Feb	Mar	Apr	May	Jun	Jul	Aug	Sep	Oct	Nov	12Mon Tot/Avg
# Employment Placements	10	26	17	21	22	24	17	29	24	22	22	22	19	265
Total Cases, EOMonth	21	15	17	20	26	27	34	28	27	26	32	32	27	311
# Work Crews	91	65	62	53	76	56	58	87	112	118	119	42	40	888
# Community Service Hours	624	546	537	400	736	465	574	586	888	1044	1170	876	480	8302
Parolees Employed Full Time	98%	99%	98%	98%	98%	98%	97%	98%	98%	98%	97%	97%	98%	98%

