


STATE OF CONNECTICUT

Connecticut Parole and
Community Services

Monthly Report



June 1998
(June 1997 to June 1998)

Prepared by
Jerry Stowell

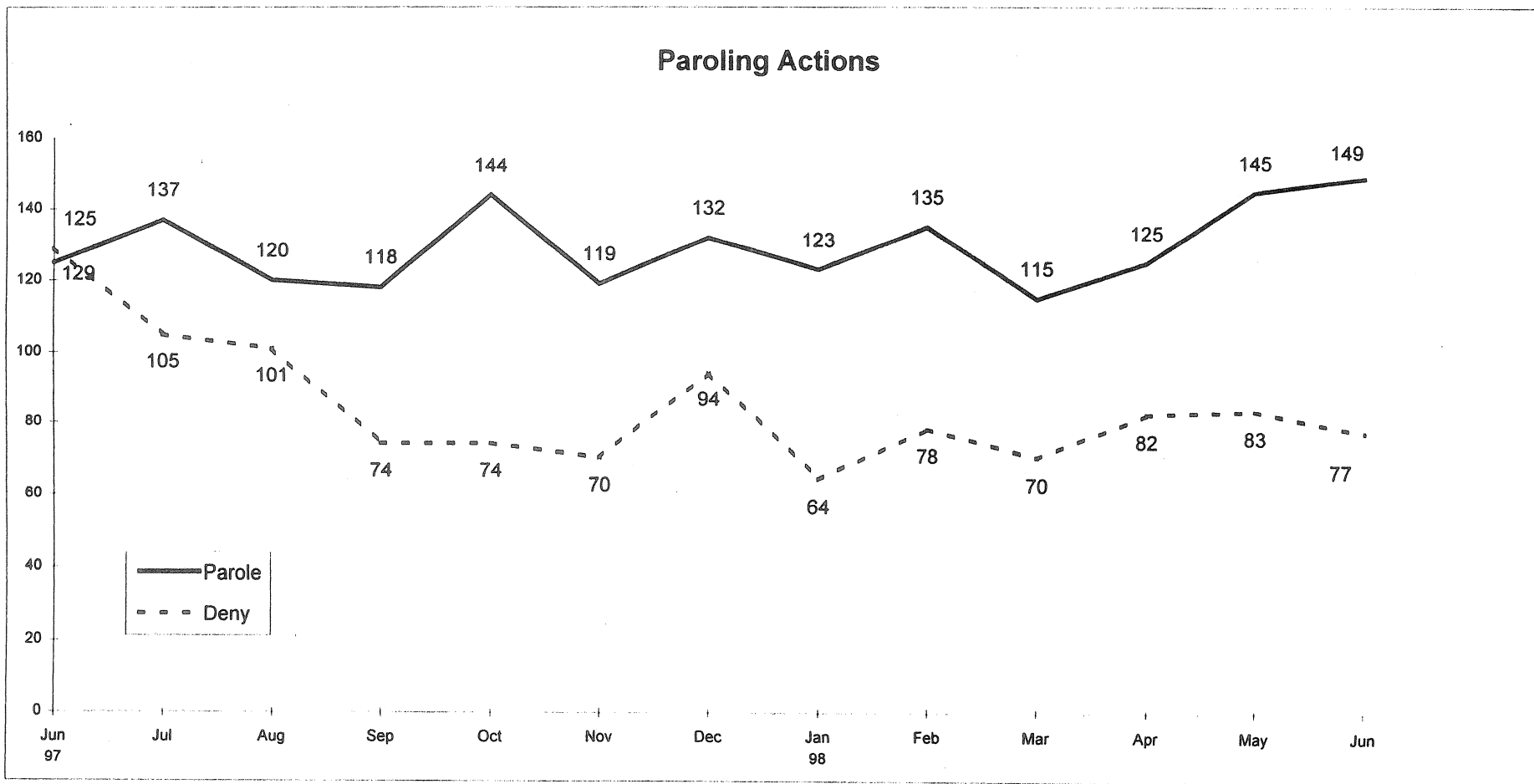
FOR
BOARD OF PARDONS & PAROLES (BOPP)
AND
DEPARTMENT OF CORRECTION (DOC)
Parole and Community Services Division

02/01/98

Connecticut Board of Parole Hearings Division Monthly Statistics June 30, 1998

	97						98						12 Mo. Totals	
	Jun	Jul	Aug	Sep	Oct	Nov	Dec	Jan	Feb	Mar	Apr	May		Jun
Full Panel Actions														
Parole	125	136	105	108	132	90	91	72	81	76	69	87	72	1,119
Deny	129	105	101	73	74	61	59	49	44	37	42	47	36	728
Medical Parole	1	0	0	0	0	0	0	0	0	0	0	0	0	0
Revoke	33	22	16	25	31	33	20	22	20	28	24	28	13	282
Revoke & Reparole	2	1	6	1	4	2	4	4	2	5	3	3	6	41
Rescind	15	3	10	9	1	6	5	7	25	7	8	8	7	96
Rescind & Reparole	3	2	6	4	1	1	2	1	5	1	2	5	5	35
Early Parole Discharge	1	0	0	0	1	0	0	0	2	2	0	0	1	6
Close Interest	55	32	19	15	13	10	11	13	11	30	37	26	31	248
Case Review	4	24	9	13	11	18	31	24	19	26	19	24	24	242
Total Full Panel Actions	368	325	272	248	268	221	223	192	209	212	204	228	195	2,797
Administrative Review Actions														
Parole		1	15	10	12	29	41	51	54	41	56	58	77	445
Deny		0	0	1	0	9	35	15	34	33	40	36	41	244
Total Admin. Review Actions		1	15	11	12	38	76	66	88	74	96	94	118	689
Staff Actions														
Review & Reschedule	55	80	121	142	138	101	118	133	171	123	139	139	192	1597
Total Actions	423	406	408	401	418	360	417	391	468	409	439	461	505	5,083
Total Hearing Dates	14	17	14	15	17	12	18	15	17	19	18	18	19	199
Parole Grant Rate														
Full Panels	49%	56%	51%	60%	64%	60%	61%	60%	65%	67%	62%	65%	67%	61%
Administrative Reviews		100%	100%	91%	100%	76%	54%	77%	61%	55%	58%	62%	65%	65%

Connecticut Board of Parole
Hearings Division Monthly Statistics
June 30, 1998



Dating

Connecticut Board of Parole
Hearings Division Monthly Statistics

Current Location

June 30, 1998

Persons Granted Parole via Administrative Reviews

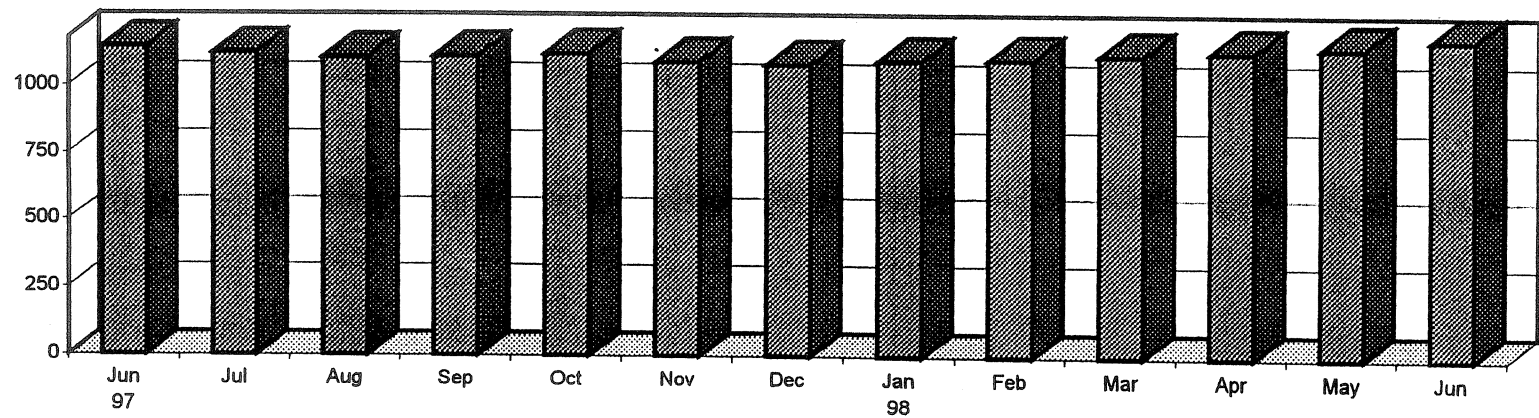
Location	Granting Month												Current Total
	1997			1998									
	Jul	Aug	Sep	Oct	Nov	Dec	Jan	Feb	Mar	Apr	May	Jun	
CT Parole Supervision	0	7	6	2	13	8	7	3	5	2	0	0	53
Out-ofState Parole Supervision	1	1	0	1	0	2	1	1	0	0	0	0	7
Abscond from Parole	0	0	0	0	0	1	2	1	0	0	0	0	4
Halfway House	0	2	2	4	5	8	11	19	7	10	5	1	74
Confined in CT, to be Released	0	4	2	4	8	20	30	30	29	43	53	76	299
Confined, Out-of-state	0	0	0	0	0	0	0	0	0	0	0	0	0
Escaped, Prior to Release	0	0	0	0	0	0	0	0	0	0	0	0	0
Reconfined	0	1	0	0	3	2	0	0	0	0	0	0	6
Discharged	0	1	0	1	0	0	0	0	0	0	0	0	2
Total	1	16	10	12	29	41	51	54	41	55	58	77	445

**Connecticut Board of Parole
Parole Supervision Caseload
Jun 30, 1998**

	97						98						12 Mo	
	Jun	Jul	Aug	Sep	Oct	Nov	Dec	Jan	Feb	Mar	Apr	May	Jun	Avg.
CT Parolees Supervised in CT	930	917	902	918	932	916	908	914	912	925	939	953	997	928
Out Of State Parolees Supervised in CT	211	202	201	191	186	174	171	179	186	190	188	191	187	187
CT Supervision Total:	1141	1119	1103	1109	1118	1090	1079	1093	1098	1115	1127	1144	1184	1115
Parole Violators Confined	120	132	131	147	141	140	161	159	147	143	135	137	127	142
CT Parolees Supervised Out of State	125	126	122	121	126	131	132	145	143	142	141	141	184	138
GRAND TOTAL	1386	1377	1356	1377	1385	1361	1372	1397	1388	1400	1403	1422	1495	1394

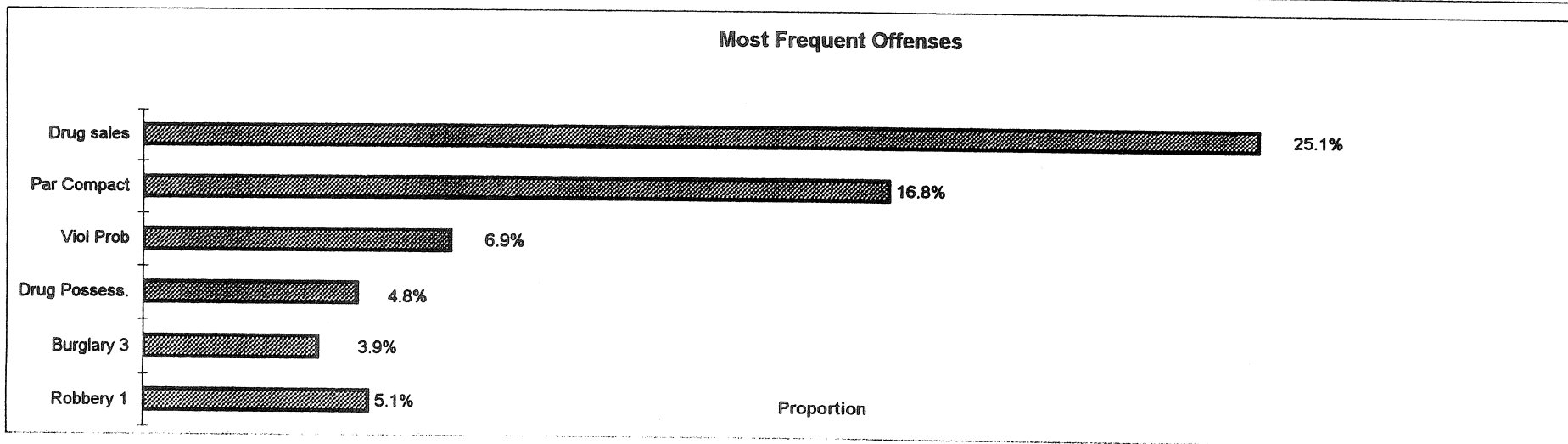

*53 of the 997 CT parolees supervised on Jun 30 were released via Administrative Reviews

CT Supervision Total



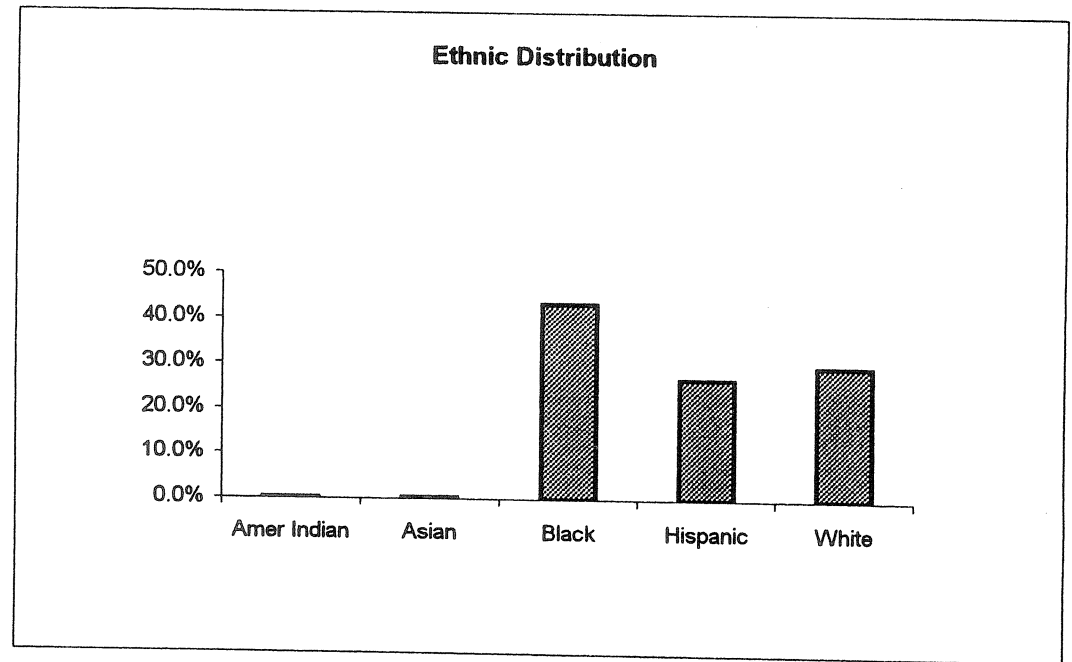
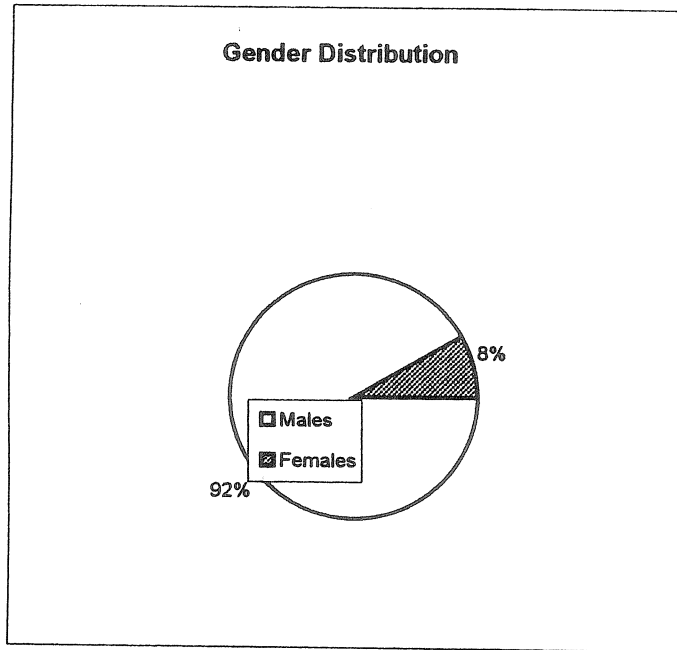
Connecticut Board of Parole Parole Supervision Caseload Jun 30, 1998

Distributions for this Latest Month



**Connecticut Board of Parole
Parole Supervision Caseload
Jun 30, 1998**

Distributions for this Latest Month



Connecticut Board of Parole Parole Supervision Caseload Jun 30, 1998

Unit Activities

