


STATE OF CONNECTICUT

**Connecticut Parole and
Community Services**

Monthly Report



December 1997
(December 1996 to December 1997)

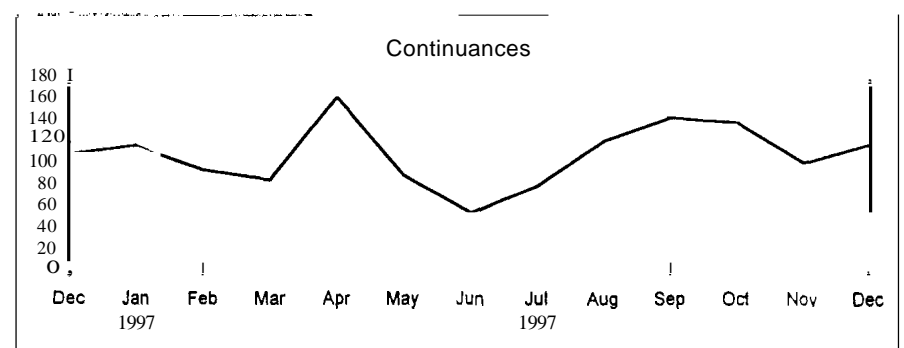
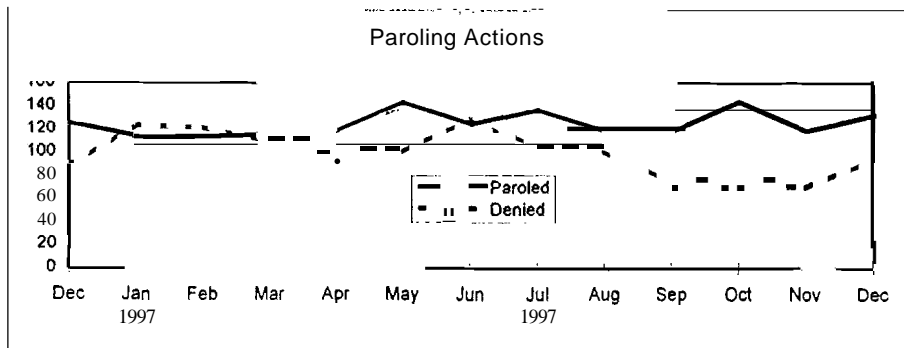
Prepared by
Jerry Stowell

FOR
BOARD OF PARDONS & PAROLES (BOPP)
AND
DEPARTMENT OF CORRECTION (DOC)
Parole and Community Services Division

Handwritten signature or initials

Connecticut Board of Parole Hearings Division Monthly Statistics Dec-97

	1997												13 Mo. Totals	
	Dec	Jan	Feb	Mar	Apr	May	Jun	Jul	Aug	Sep	Oct	Nov		Dec
Paroled	126	114	114	116	120	143	125	137	120	118	144	119	132	1628
Denied	88	124	122	110	100	101	129	105	101	74	74	70	94	1292
Continued	109	116	94	85	161	89	55	80	121	142	138	101	118	1409
Close Interest	26	24	8	11	17	30	55	32	19	15	13	10	11	271
Case Review	14	24	14	17	49	21	4	24	9	13	11	18	30	248
Medical Parole	0	0	0	0	0	1	1	0	0	0	0	0	0	2
Rescind & Reparole	10	6	7	7	16	9	15	3	10	9	1	6	5	104
Revoke & Reparole	25	17	31	25	43	27	33	22	16	25	31	33	20	348
Early Parole Discharge	2	0	1	0	2	0	1	0	0	0	1	0	0	7
Total Cases	412	429	398	375	513	429	423	406	408	401	418	360	416	5388
Total Hearing Dates	14	15	16	12	18	17	14	17	14	15	17	12	10	191
Parole Grant Rate	59%	48%	48%	51%	55%	59%	49%	57%	54%	61%	66%	63%	58%	56%



**Connecticut Board of Parole
Hearings Division Monthly Statistics
Administrative Reviews
Dec-97**

	1997					
	Aug	Sep	Oct	Nov	Dec	Totals
Paroled	16	13	12	28	32	101
Denied	0	2	1	9	30	42
Continued				9	1	10
Revoked				1		1
Revoke / Reparole	1					1
Total Cases	17	15	13	47	63	155
Parole Grant Rate	100.0%	86.7%	92.3%	75.7%	51.6%	65.2%
Current Location:						
CT Parole Supervision	3	0	0	0	0	3
Halfway House	3	3	2	3	0	11
Confined in CT, to be Released	7	7	10	26	32	82
Confined, Out-of-state	3	3	0	0	0	6
Reconfined	0	0	0	0	0	0
Discharged	1	0	0	0	0	1
Total	17	13	12	29	32	103

Reasons for "Other" Continuances

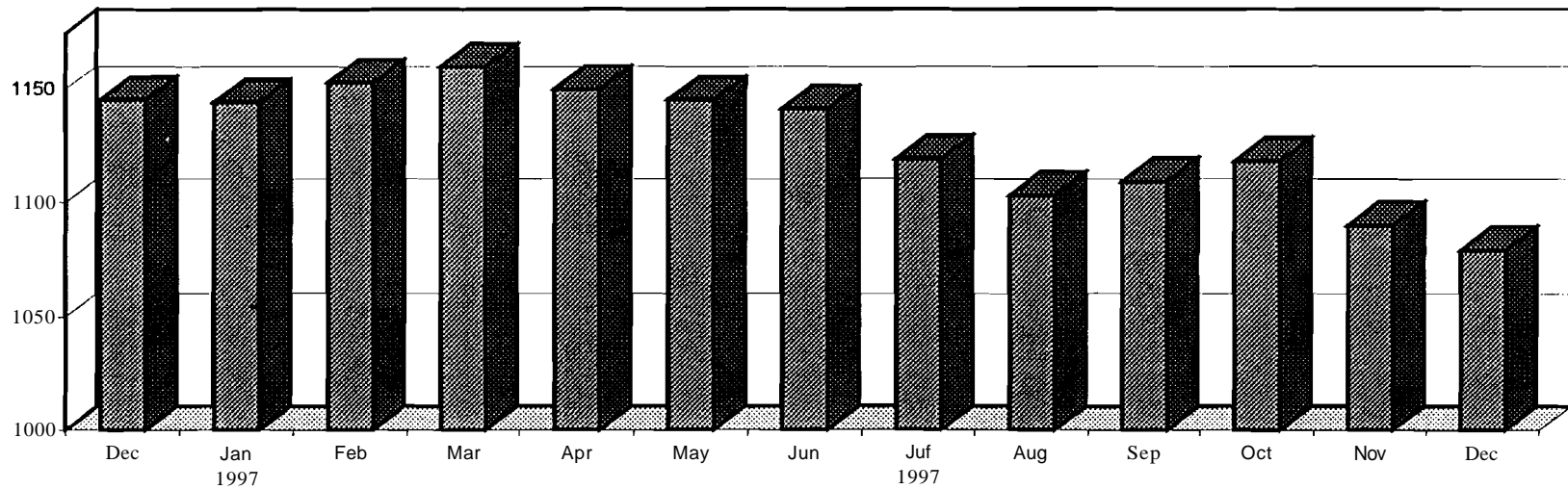
Reason	1997			
	Sep	Oct	Nov	Dec
85% Status	31	37	26	19
Mandatory Sentence	1	1	5	0
Mental Health Eval Offense Info	1	0	2	0
MH&SO Eval	1	1	0	0
New Conviction	1	1	0	0
Indefinite	4	1	0	0
Inmate Request	1	0	0	0
Discharged	1	1	0	0
Consecutive Sentence	1	1	a	a
No Action	1	0	a	0
Warrant / Detainer	2	2	a	a
Inmate Refused	1	0	a	a
New Parole Hearing Date	1	2	1	a
No Show	a	3	a	9
Ineligible	a	8	2	0
Disciplinary Unit	a	1	2	1
Administrative Review	0	a	9	17
Wright Decision	a	0	a	2
Weather	0	0	a	1
Escape Status	a	0	1	0
Total:	47	59	48	49

Connecticut Board of Parole Parole Supervision Caseload Dec 31, 1997

	1997						1997						13 Mo	
	Dec	Jan	Feb	Mar	Apr	May	Jun	Jul	Aug	Sep	Oct	Nov	Dec	Avg.
CT Parolees Supervised in CT	931	918	930	942	933	927	930	917	902	918	932	916	908	923
Out Of State Parolees Supervised in CT	214	226	223	218	217	218	211	202	201	191	186	174	171	204
CT Supervision Total:	1145	1144	1153	1160	1150	1145	1141	1119	1103	1109	1118	1090	1079	1127
Parole Violators Confined	150	165	158	149	137	121	120	132	131	147	141	140	161	142
CT Parolees Supervised Out of State	101	107	112	114	117	119	125	126	122	121	126	131	132	119
GRAND TOTAL	1396	1416	1423	1423	1404	1385	1386	1377	1356	1377	1385	1361	1372	1389

(1377)
1040

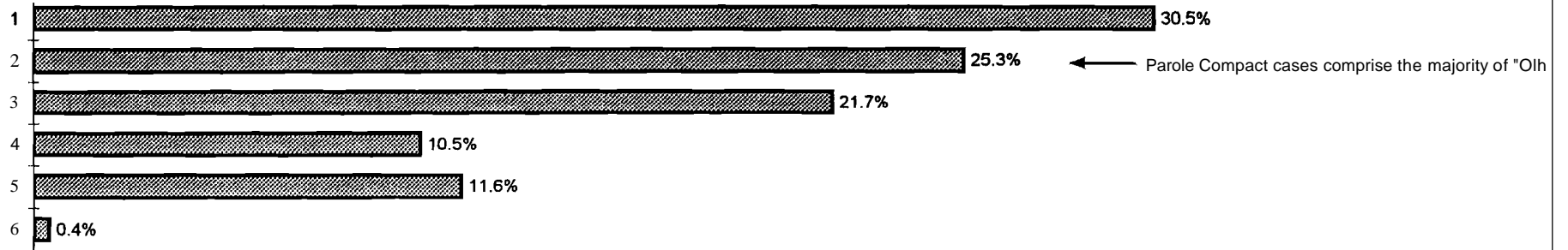
CT Supervision Total




Connecticut Board of Parole Parole Supervision Caseload Dec 31, 1997

Distributions for this Latest Month

Offense Groupings

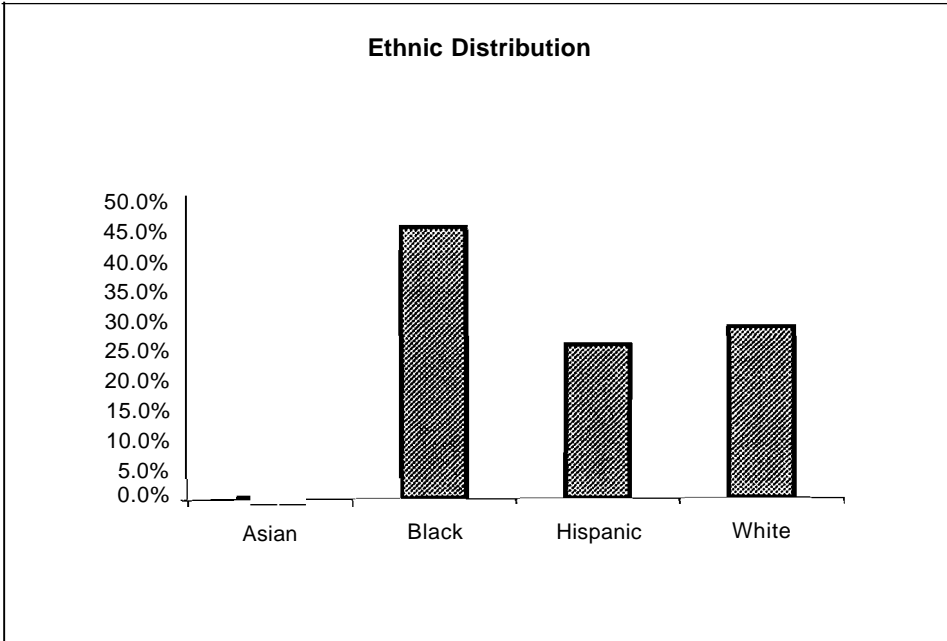
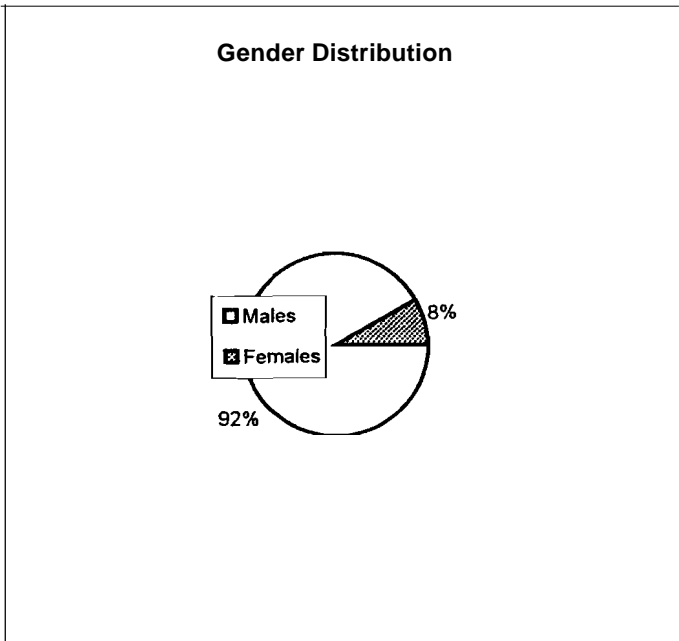


Most Frequent Offenses



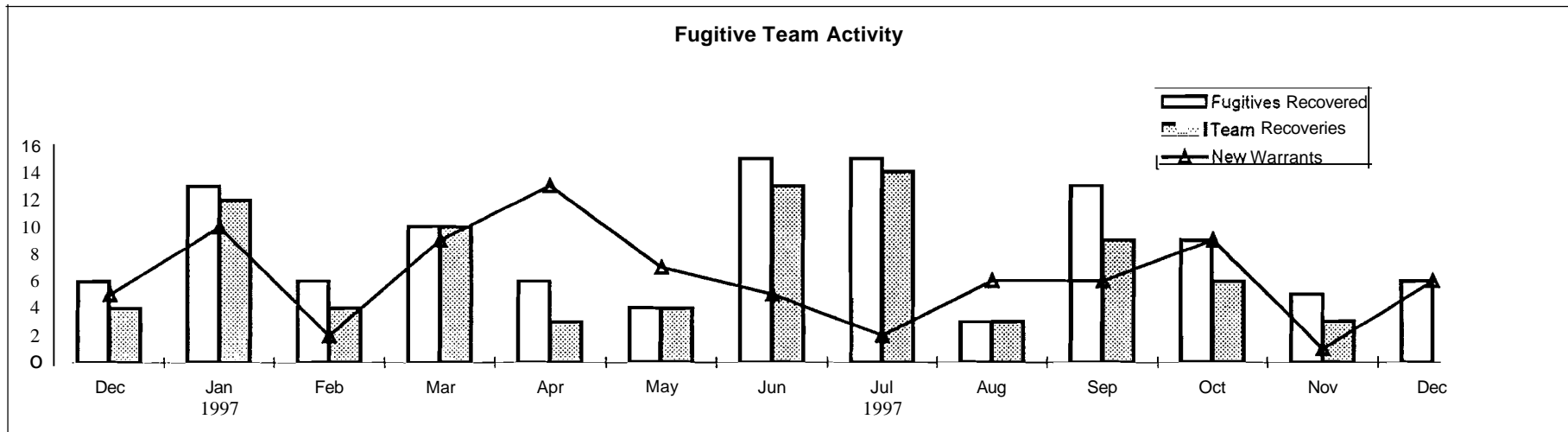
**Connecticut Board of Parole
Parole Supervision Caseload
Dec 31, 1997**

Distributions for this Latest Month

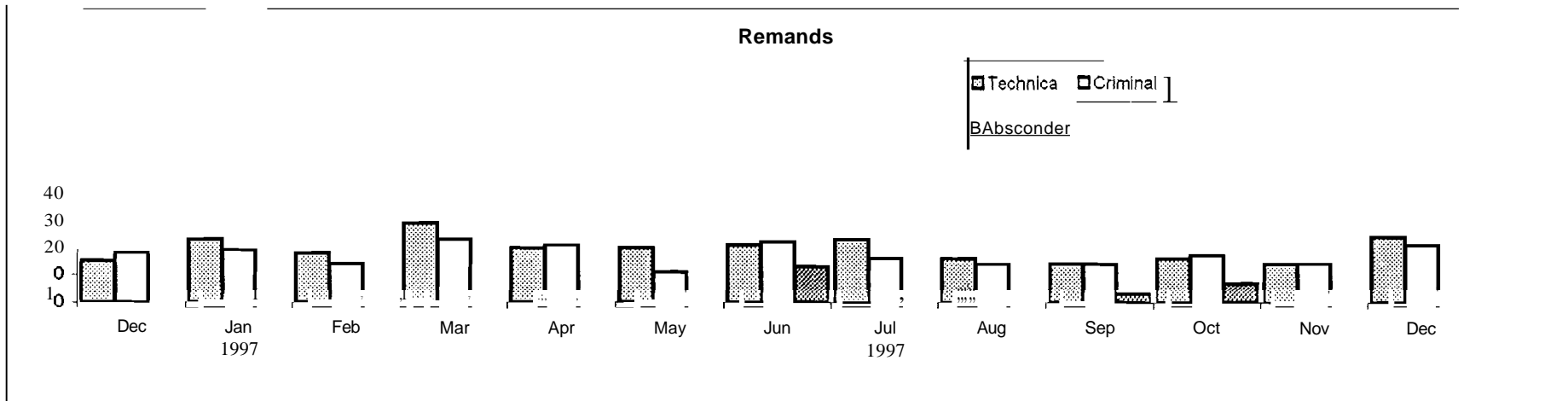


Connecticut Board of Parole Parole Supervision Caseload Dec 31, 1997

Unit Activities



Team Recoveries are included in "Fugitives Recovered"



Connecticut Board of Parole
Parole Supervision Caseload
Dec 31, 1997

Employment Service Unit

	Dec	1997						1997						13 Mon
	Dec	Jan	Feb	Mar	Apr	May	Jun	Jul	Aug	Sep	Oct	Nov	Dec	TotlAvg
# Employment Placements	15	14	13	18	16	14	21	11	12	11	16	10	26	197
Total Cases, EOMonth	30	38	32	26	31	32	25	20	18	24	22	21	15	334
# Work Crews	44	28	48	43	94	92	145	94	93	86	88	91	65	1011
# Community Service Hours	468	468	840	630	1035	1008	1170	590	720	603	587	624	546	9289
Parolees Employed Full Time	97%	97%	97%	98%	97%	97%	98%	98%	98%	98%	98%	98%	99%	98%

