


**STATE OF CONNECTICUT**

**Connecticut Parole and  
Community Services**

**Monthly Report**



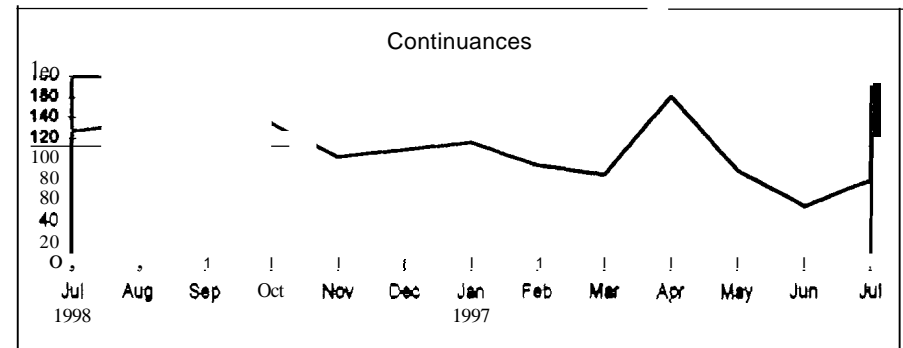
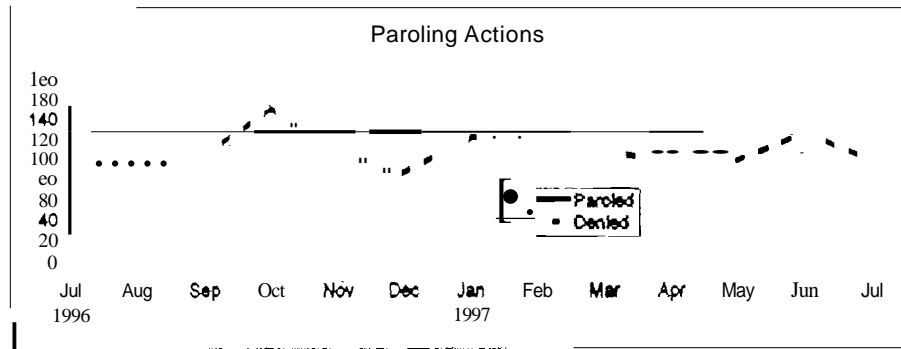
**July 1997**  
*(July 1996 to July 1997)*

Prepared by  
*Jerry Stowell*

FOR  
BOARD OF PARDONS & PAROLES (BOPP)  
AND  
DEPARTMENT OF CORRECTION (DOC)  
Parole and Community Services Division

## Connecticut Board of Parole Hearings Division Monthly Statistics Jul-97

	1996						1997						12 Mo.	
	Jul	Aug	Sep	Oct	Nov	Dec	Jan	Feb	Mar	Apr	May	Jun	Jul	Totals
Paroled	136	116	106	127	119	126	114	114	116	120	143	125	130	1462
Denied	91	98	105	153	111	88	124	122	110	100	101	129	100	1332
Continued	127	135	137	135	102	109	116	94	85	161	89	55	80	1345
Close Interest	8	16	11	24	20	26	24	8	11	17	30	55	32	250
Ca.e Review	8	20	55	19	11	14	24	14	17	49	21	4	24	256
Medical Parole	0	0	0	0	0	0	0	0	0	0	1	1	0	2
Rescind &	7	12	15	4	8	10	6	7	7	16	9	15	3	116
Reparole	2	7	13	6	7	9	1	5	3	3	2	3	2	61
Revoke &	15	30	48	56	38	25	17	31	25	43	27	33	22	388
Reparole	3	5	9	5	1	3	3	2	1	2	6	2	1	42
Early Parole Discharge	0	0	0	3	0	2	0	1	0	2	0	1	0	9
<b>Total Cases</b>	<b>397</b>	<b>439</b>	<b>499</b>	<b>532</b>	<b>417</b>	<b>412</b>	<b>429</b>	<b>398</b>	<b>375</b>	<b>513</b>	<b>429</b>	<b>423</b>	<b>394</b>	<b>5263</b>
<b>Total Hearing Dates</b>	<b>16</b>	<b>17</b>	<b>19</b>	<b>17</b>	<b>13</b>	<b>14</b>	<b>15</b>	<b>16</b>	<b>12</b>	<b>18</b>	<b>17</b>	<b>14</b>	<b>17</b>	<b>188</b>
<b>Ratio, Parole:Deny</b>	<b>6:4</b>	<b>5:5</b>	<b>5:5</b>	<b>4:6</b>	<b>5:5</b>	<b>6:4</b>	<b>5:5</b>	<b>5:5</b>	<b>5:5</b>	<b>5:5</b>	<b>6:4</b>	<b>5:5</b>	<b>6:4</b>	<b>5:5</b>

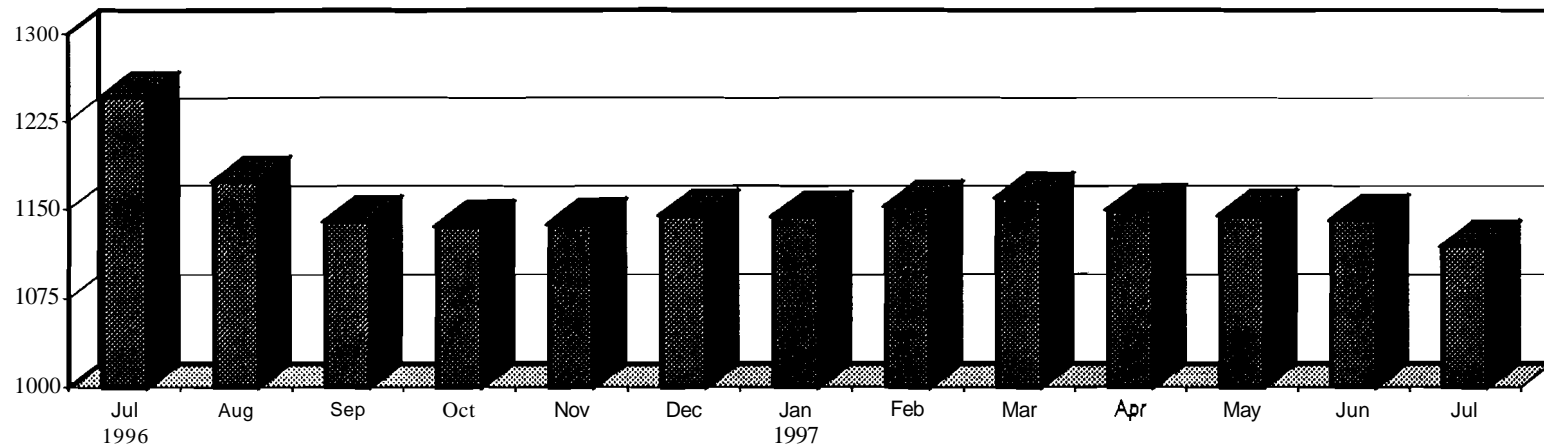


## Connecticut Board of Parole Parole Supervision Caseload Ju131,1997

	1996						1997						12 Mo	
	Jul	Aug	Sep	Oct	Nov	Dec	Jan	Feb	Mar	Apr	May	Jun	Jul	Avg.
CT Parolees Supervised in CT	1028	950	923	926	932	931	918	930	942	933	927	930	917	930
Out Of State Parolees Supervised in CT	218	224	217	210	206	214	226	223	218	217	218	211	202	216
CT Supervision Total:	1246	1174	1140	1136	1138	1145	1144	1153	1160	1150	1145	1141	1119	1145
Parole Violators Confined	181	214	201	172	174	150	165	158	149	137	121	120	132	158
CT Parolees Supervised Out of State	127	137	144	145	103	101	107	112	114	117	119	125	126	121
<b>GRAND TOTAL</b>	1554	1525	1485	1453	1415	1396	1416	1423	1423	1404	1385	1386	1377	1439

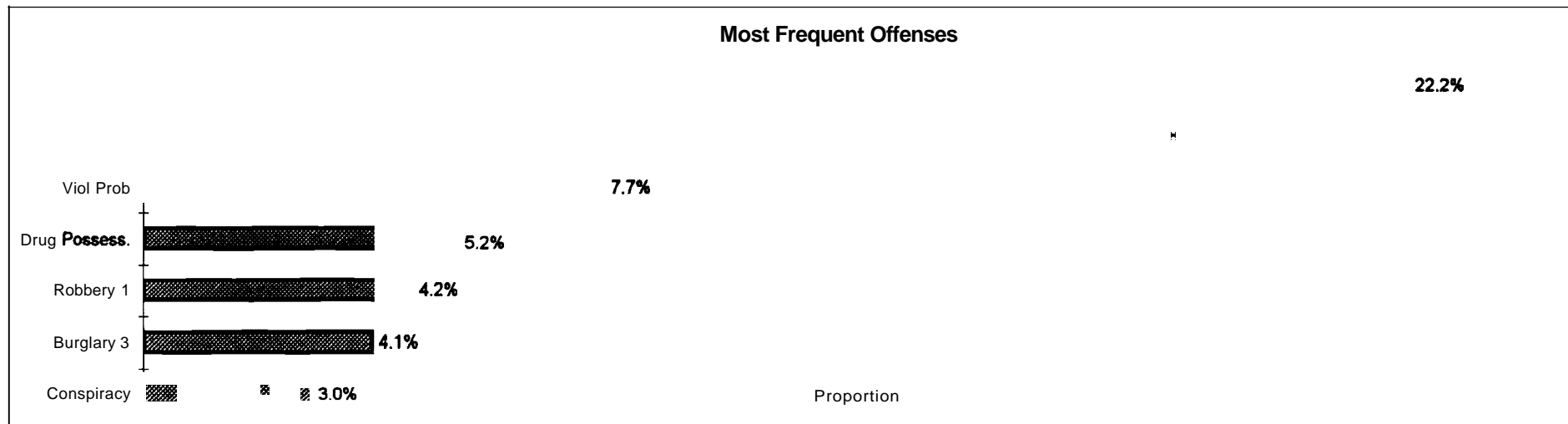

*1372*  
 CT Supervision Total

*1056*  
*1055*



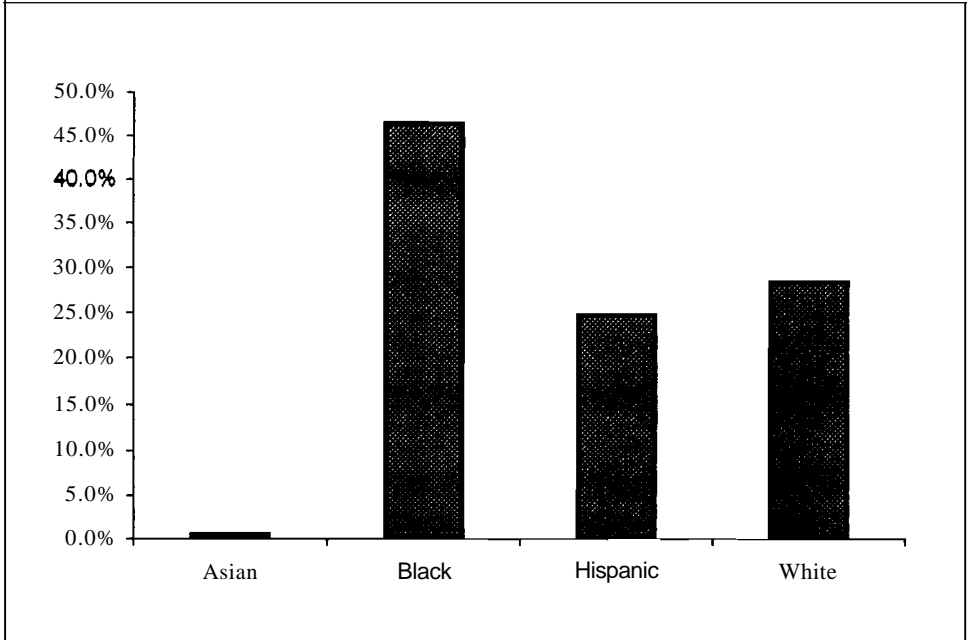
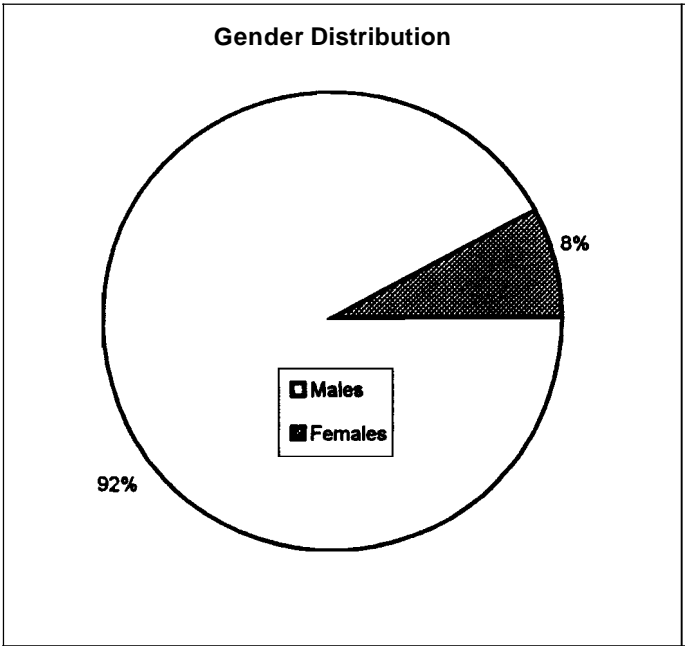
# Connecticut Board of Parole Parole Supervision Caseload Ju131,1997

Distributions for this Latest Month



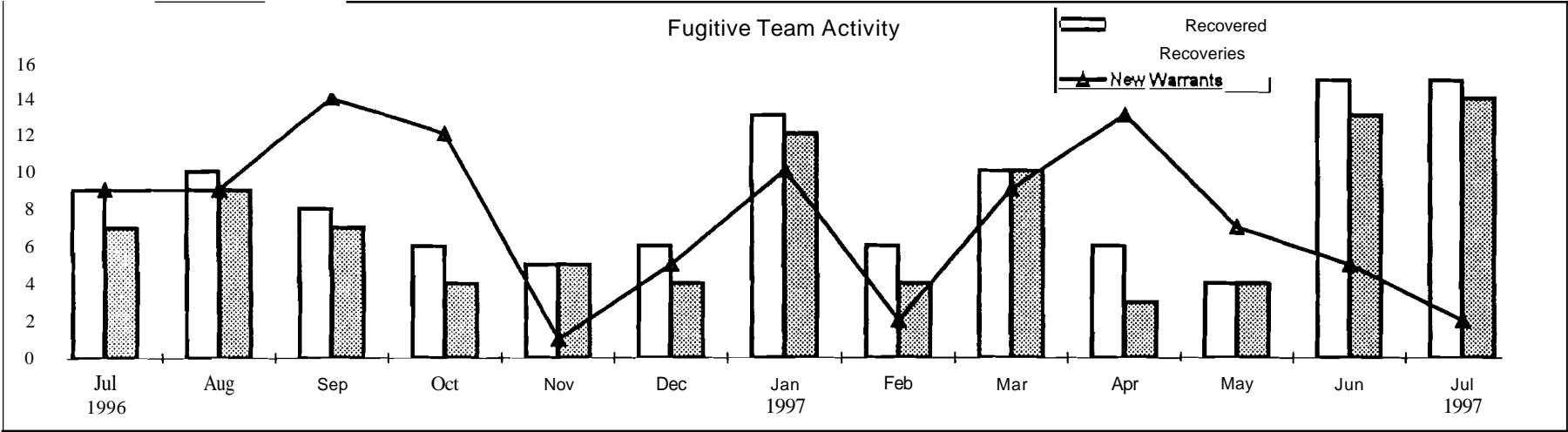
**Connecticut Board of Parole  
Parole Supervision Caseload  
Ju131,1997**

**Distributions for this Latest Month**

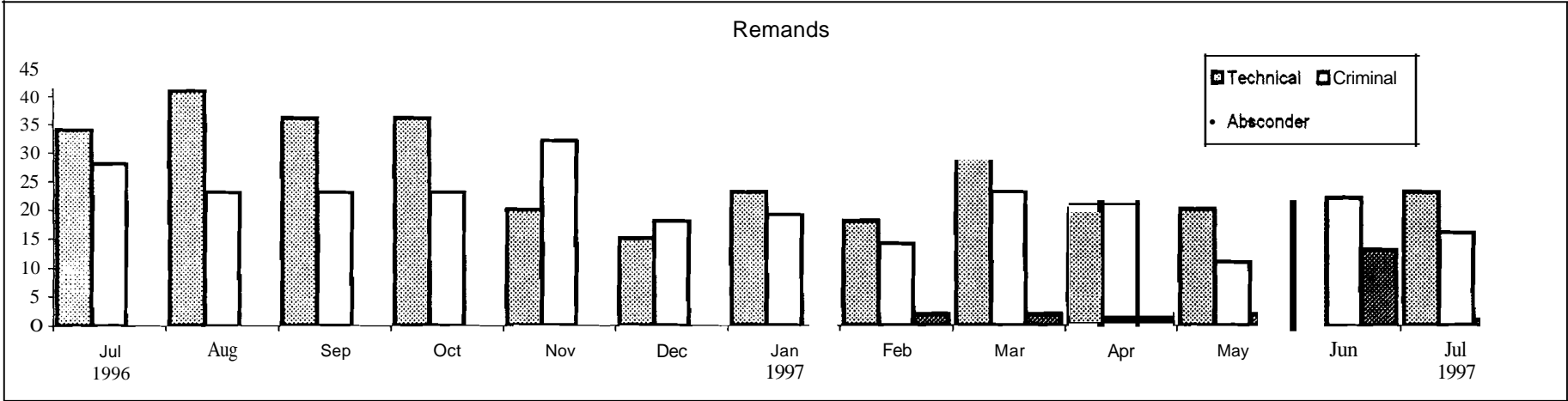


# Connecticut Board of Parole Parole Supervision Caseload Jul 31, 1997

## Unit Activities



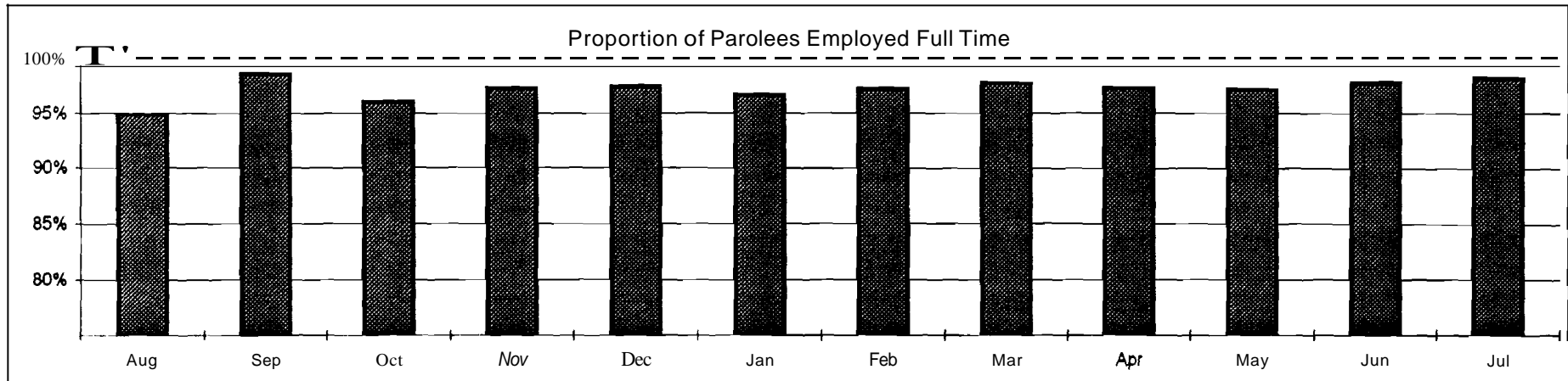
are Included In "Recovered"



Connecticut Board of Parole  
Parole Supervision Caseload  
Jul 31, 1997

Employment Service Unit

	1996						1997						12Mon	
	Jul	Aug	Sep	Oct	Nov	Dec	Jan	Feb	Mar	Apr	May	Jun	Jul	Tot/Avg
# Employment Placements	29	<b>49</b>	12	21	23	15	<b>14</b>	13	18	16	14	21	11	227
Total Cases, EOMonth	84	60	16	45	31	30	38	32	26	31	32	25	20	32.17
# Work Crews	114	126	<b>44</b>	73	53	<b>44</b>	28	<b>48</b>	<b>43</b>	<b>94</b>	92	145	94	884
# Community Service Hours	2298	1954	800	1320	1014	468	468	<b>840</b>	630	1035	1008	1170	590	11,297
% of Parolees Employed Full Time	93%	95%	99%	96%	97%	97%	97%	97%	98%	97%	97%	98%	98%	97%



Connecticut Board of Parole  
Continued Cases  
Jul-97

	96 Jul	Aug	Sep	Oct	Nov	Dec	97 Jan	Feb	Mar	Apr	May	Jun	Jul
<b><u>Inmate-Related Reasons:</u></b>													
<b><u>Regular Hearings</u></b>													
In	3	1	2	3	2	1	1	5	2	3	2	1	2
Inmate'	3	0	0	0	1	3	3	0	2	0	2	0	1
Pending Chrg. .	6	10	1	8	8	7	6	7	10	18	8	8	5
Pending DR	0	0	0	0	0	0	2	0	0	0	0	0	0
SRB AmlatJon	17	10	13	17	9	19	15	7	5	24	10	8	11
Pending Willver	0	0	0	0	0	0	0	0	1	0	0	0	0
<b><u>Revocation Hearings:</u></b>													
Attorney	1	4	0	4	0	0	0	0	0	0	0	0	0
Pending . .	5	4	3	6	0	2	2	2	0	1	3	0	0
<b>Total Inmate R'no"s:</b>	<b>35</b>	<b>29</b>	<b>19</b>	<b>38</b>	<b>20</b>	<b>32</b>	<b>29</b>	<b>21</b>	<b>20</b>	<b>46</b>	<b>25</b>	<b>17</b>	<b>19</b>
<b><u>DOC.R.,'ted Reasons</u></b>													
<b><u>Regular Hudngl</u></b>													
TransportaUon	19	21	17	21	10	14	24	22	22	17	5	5	7
MH Evaluation	9	12	13	7	6	7	9	7	9	6	15	4	4
<b>Total DOC Reasons:</b>	<b>28</b>	<b>33</b>	<b>30</b>	<b>28</b>	<b>16</b>	<b>21</b>	<b>33</b>	<b>29</b>	<b>31</b>	<b>23</b>	<b>20</b>	<b>9</b>	<b>11</b>
<b><u>Board-Related RU'gn'</u></b>													
<b><u>8'9y'lf H.,ripg!</u></b>													
AddUonallInfo	8	2	22	13	6	10	5	1	3	3	8	6	6
AddUonal Info	3	7	2	6	7	10	21	18	13	9	5	8	9
Hearing Cancelled	1	3	0	0	5	0	2	0	0	44	14	0	0
Inellgble-PE date	5	7	6	6	5	1	7	11	7	6	1	0	0
No Parole	36	38	35	25	14	6	1	0	0	1	0	1	13
Sex EVil	11	16	23	7	13	17	9	4	5	3	2	5	1
Other	0	0	0	11	14	12	9	10	6	28	14	9	21
<b>Total Board Reasons:</b>	<b>64</b>	<b>73</b>	<b>88</b>	<b>68</b>	<b>66</b>	<b>56</b>	<b>54</b>	<b>44</b>	<b>34</b>	<b>92</b>	<b>44</b>	<b>29</b>	<b>50</b>
<b>All R--sons:</b>	<b>127</b>	<b>135</b>	<b>137</b>	<b>134</b>	<b>102</b>	<b>109</b>	<b>116</b>	<b>94</b>	<b>85</b>	<b>181</b>	<b>89</b>	<b>55</b>	<b>80</b>

