

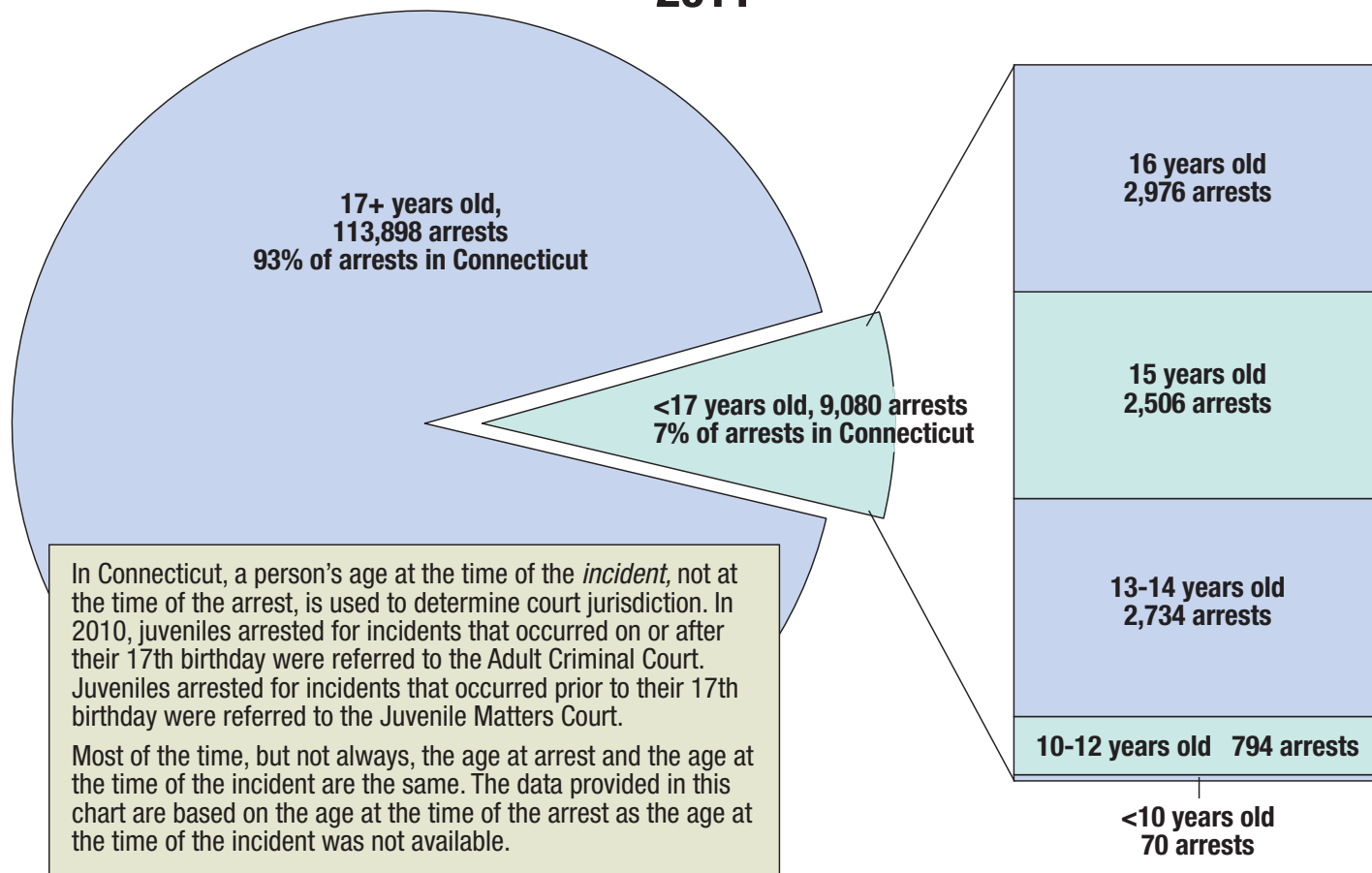
Important Note

The purpose of the “Facts and Figures on Connecticut’s Juvenile Justice System” is to provide an overview of the juveniles moving through the juvenile justice system.

This document contains system data through 2011.

Data are provided on: arrest, juvenile court referral, use of detention centers, juvenile court disposition and residential placements.

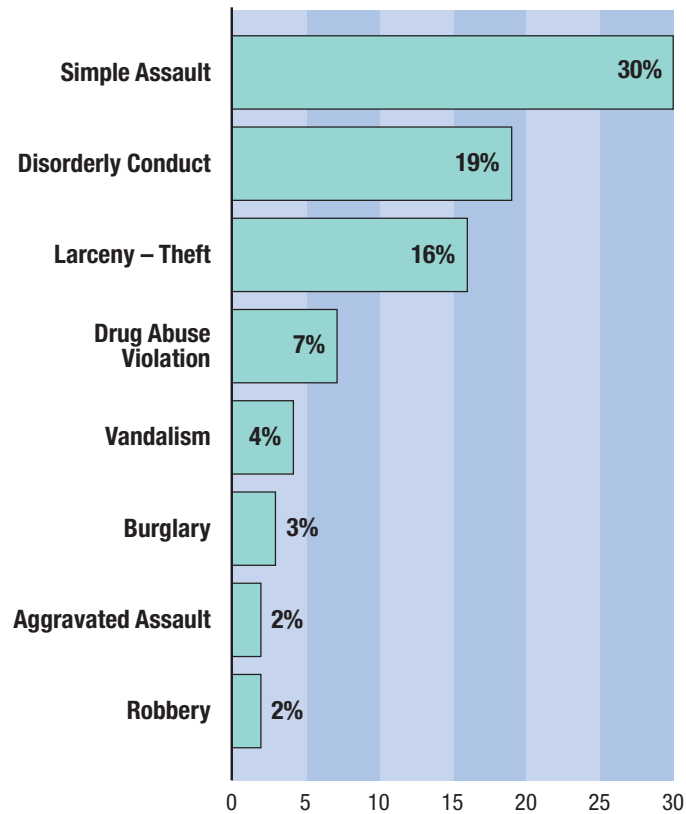
Arrests in Connecticut 2011



Source: Connecticut Department of Public Safety Crime in Connecticut 2011 Report – <http://www.dpsdata.ct.gov/dps/ucr/ucr.aspx>

Arrests in Connecticut 2011 Most common charges for <17 year olds *

(the most serious charge for the arrest)



The charge types in the chart on the left are based on the national Uniform Crime Reporting (UCR) System and do not directly align with specific statutes in the State of Connecticut. A summary of the UCR descriptions are provided below.

Simple Assault	Assaults which are not of an aggravated type and do not result in serious injury.
Disorderly Conduct	Behavior that disturbs the public peace, scandalizes the community or shocks the public sense of morality.
Larceny	The unlawful taking, carrying, leading or riding away of property from another.
Drug Abuse Violation	Violations of state and local laws relating to the unlawful possession, sale, use, growing, manufacturing and making of narcotic drugs.
Vandalism	Willful or malicious destruction, injury, disfigurement or defacement of property without the consent of the owner or person having custody or control.
Burglary	The unlawful entry of a structure to commit a felony or a theft.
Aggravated Assault	Attack by one person upon another to inflict severe bodily harm often accompanied by the use of a weapon.
Robbery	The taking or attempted taking of anything from the care, custody or control of a person(s) by force or threat of force or violence and/or by putting the victim in fear.

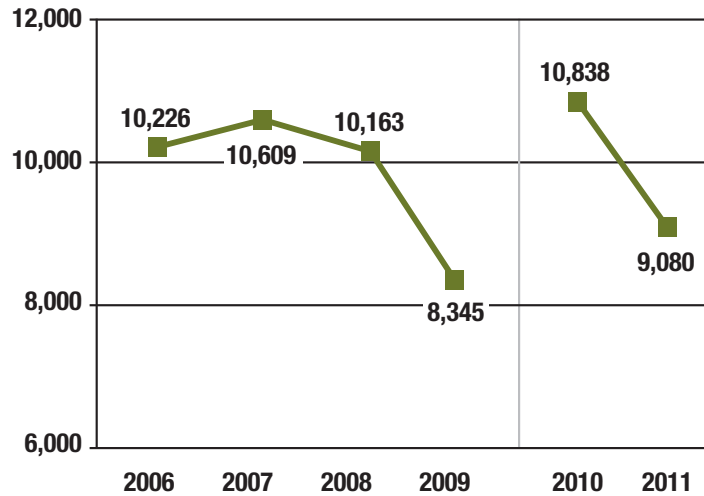
* The charges listed include those that account for 2% or more of the arrests for <17 year olds.

Source: Connecticut Department of Public Safety Crime in Connecticut 2011 Report – <http://www.dpsdata.ct.gov/dps/ucr/ucr.aspx>

Arrests in Connecticut: Trend Analysis

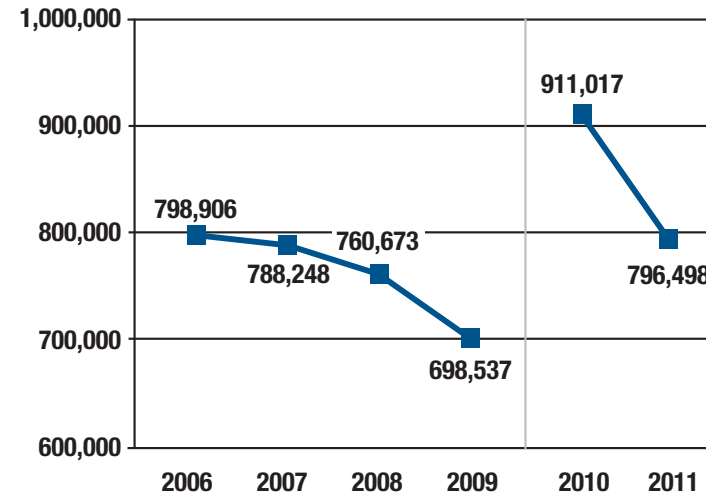
Number of Juvenile Arrests in Connecticut *

Source: Connecticut Department of Public Safety
Crime in Connecticut Reports 2006–2011



Number of Juvenile Arrests in the United States *

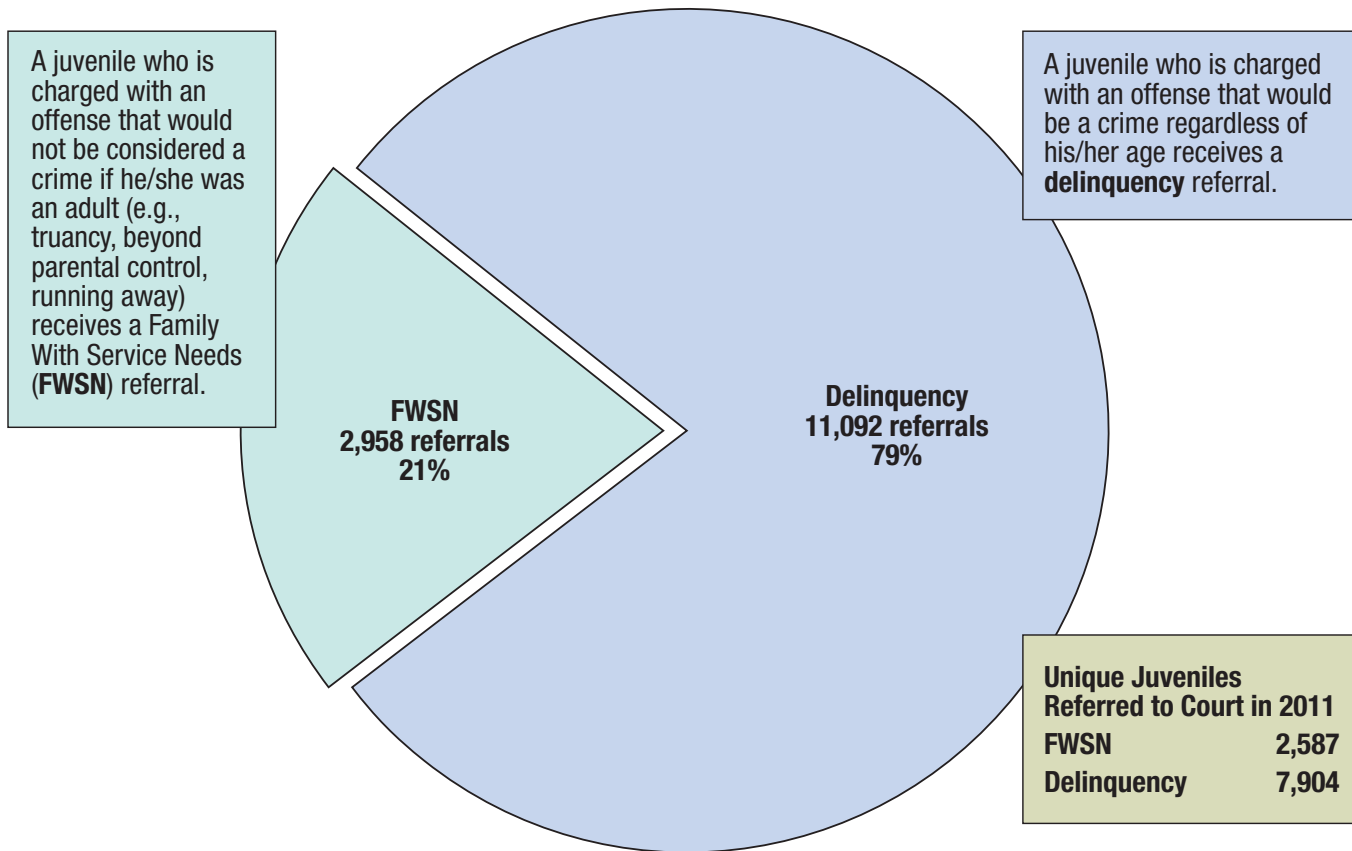
Source: Federal Bureau of Investigation
Crime in the United States Reports 2006–2011



* In 2006–2009, juvenile arrests included all persons under the age of 16 at the time of the arrest. Due to changes in CT law effective January 1, 2010, the 2010 juvenile arrests include all persons under the age of 17 at the time of arrest. For this reason, trend comparisons for 2006–2009 and 2010–2011 are not appropriate.

Referrals to Juvenile Court * – 2011 by Type of Referral

Note: On January 1, 2010, Connecticut law changed adding juveniles who are charged with an offense that was committed when they were 16 years old to the jurisdiction of the juvenile court. **

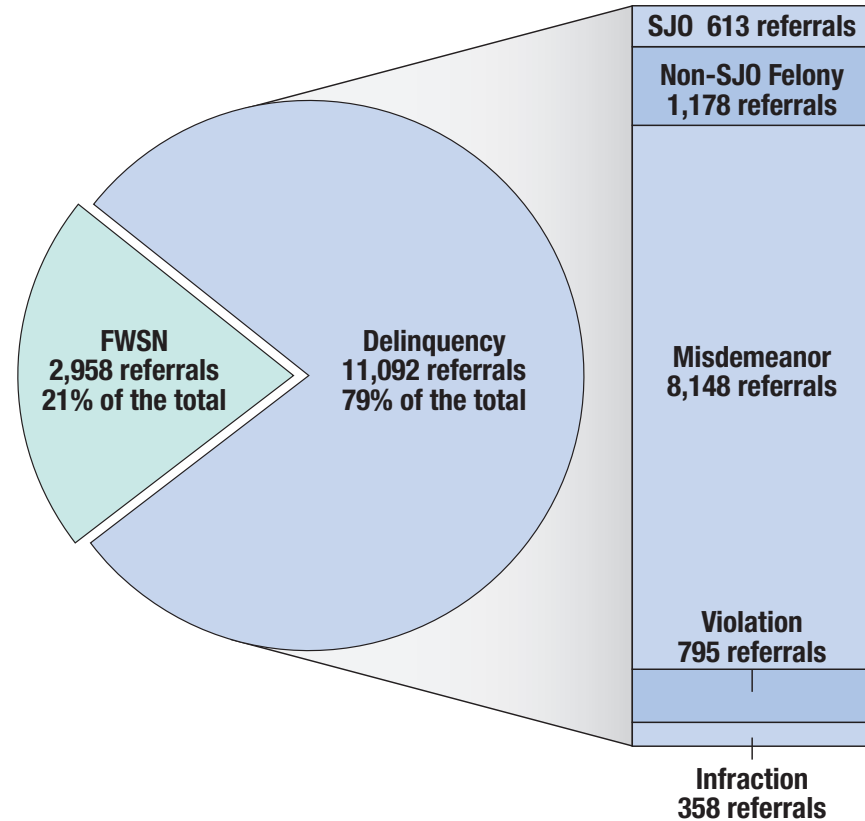


* Individual juveniles may have multiple referrals to court.

** There are some specific offenses that are excluded from juvenile court for 16 year olds. For more information see CGS 46b-120.

Source: State of Connecticut Judicial Branch, Case Management Information System (CMIS)

Delinquency Referrals to Juvenile Court * 2011 by Most Serious Charge on the Referral



Serious Juvenile Offense (SJO)

CT legislation defines about 50 specific offenses as Serious Juvenile Offenses (SJO). Commonly charged SJOs are risk of injury to a minor, possession of a weapon on school grounds, sale of a controlled substance, and the most serious incidents of assault, sexual assault and robbery.

Non-SJO Felony

Includes felonies that are not designated as SJO. Common charges for juveniles are burglary, carry/sell a dangerous weapon, larceny and criminal mischief.

Misdemeanor

Most common charges for juveniles include breach of peace, simple assault, shop lifting and disorderly conduct.

Violation

Typically a violation of probation or violation of a court order.

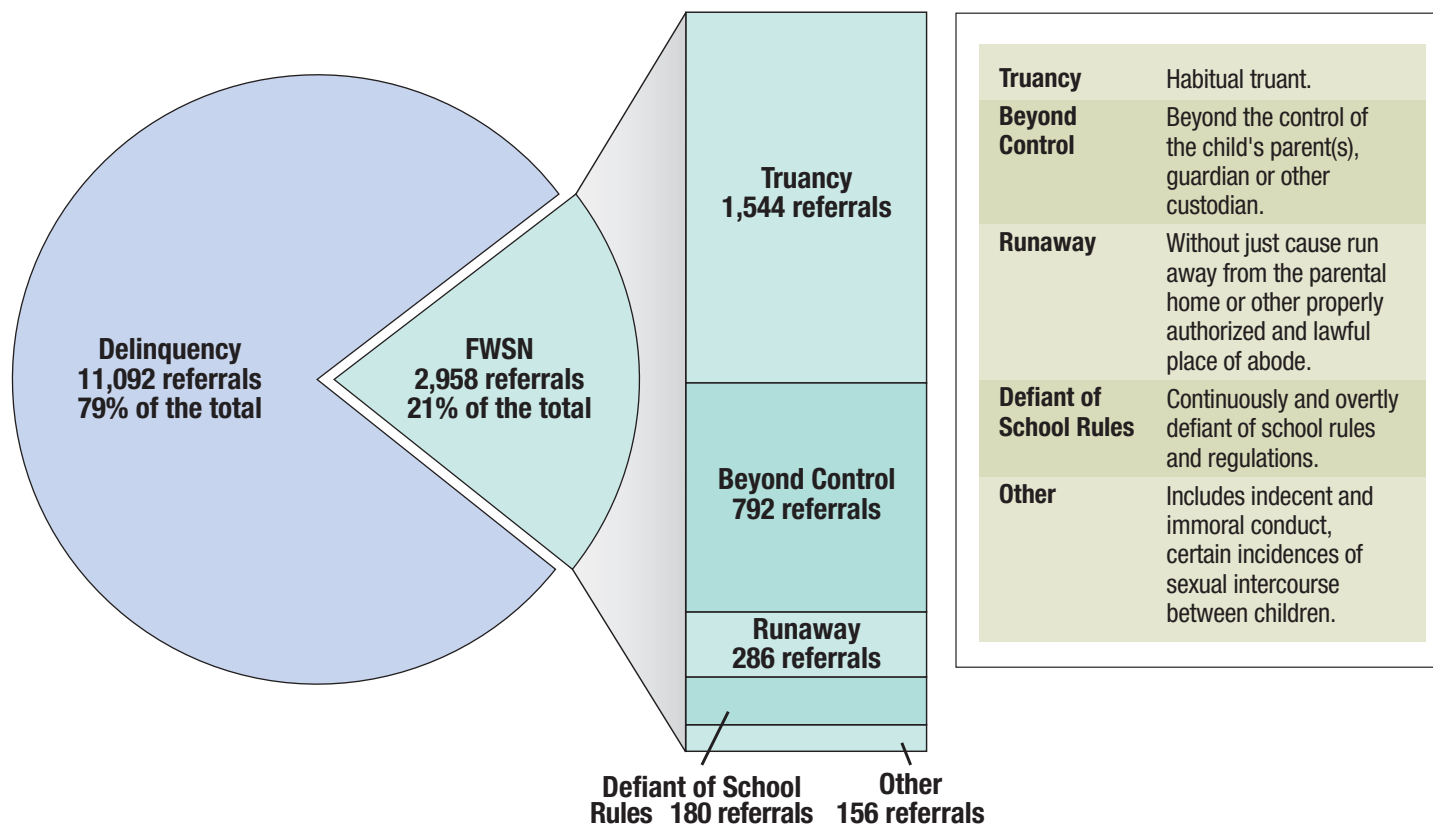
Infraction

Most common charges are simple trespass and operating a motor vehicle without a license.

* Individual juveniles may have multiple referrals to court.

Source: State of Connecticut Judicial Branch, Case Management Information System (CMIS)

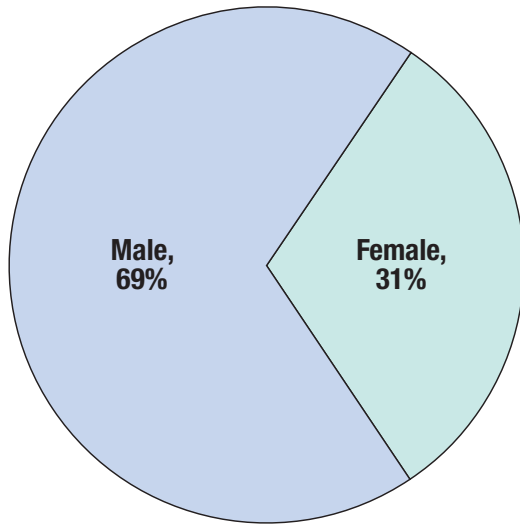
FWSN Referrals to Juvenile Court * 2011 By Type of FWSN Charge



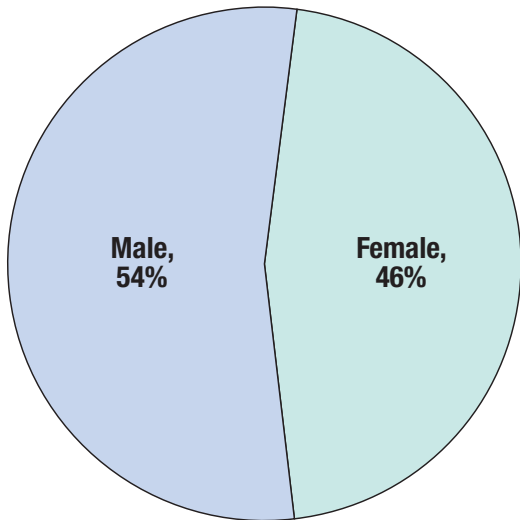
* Individual juveniles may have multiple referrals to court.

Source: State of Connecticut Judicial Branch, Case Management Information System (CMIS)

Delinquency Referrals By Gender



FWSN Referrals By Gender



Referrals to Juvenile Court 2011 By Gender, Age and Race/Ethnicity

Referrals By Age

	Delinquency		FWSN	
<12 years old	315	3%	161	5%
12 years old	535	5%	217	7%
13 years old	1,195	11%	375	13%
14 years old	2,041	18%	624	21%
15 years old	3,059	28%	883	30%
16 years old	3,823	34%	698	24%
17+ years old	124	1%	na	na
	11,092	100%	2,958	100%

Referrals By Race/Ethnicity *

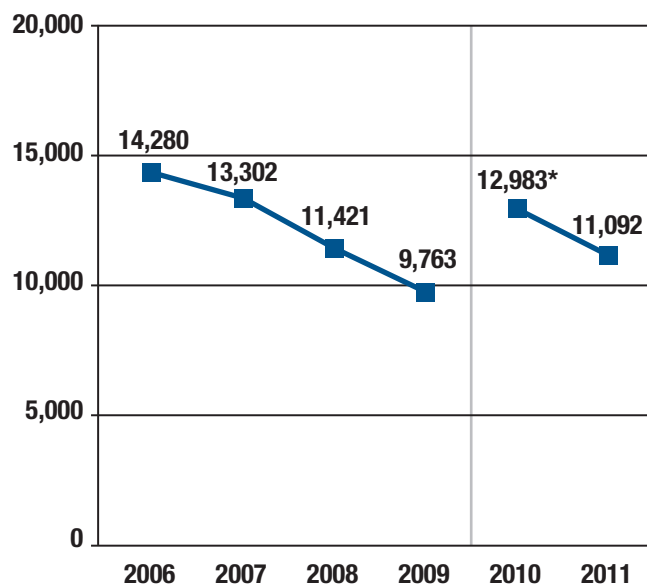
	Delinquency		FWSN	
Black (Non-Hispanic)	3,380	30%	398	13%
Hispanic	2,018	18%	444	15%
White (Non-Hispanic)	3,935	35%	655	22%
Other (Non-Hispanic)	68	1%	12	0%
Missing Data	1,691	15%	1,449	49%
	11,092	100%	2,958	100%

* For more comprehensive information on race/ethnicity go to **JUST.START**

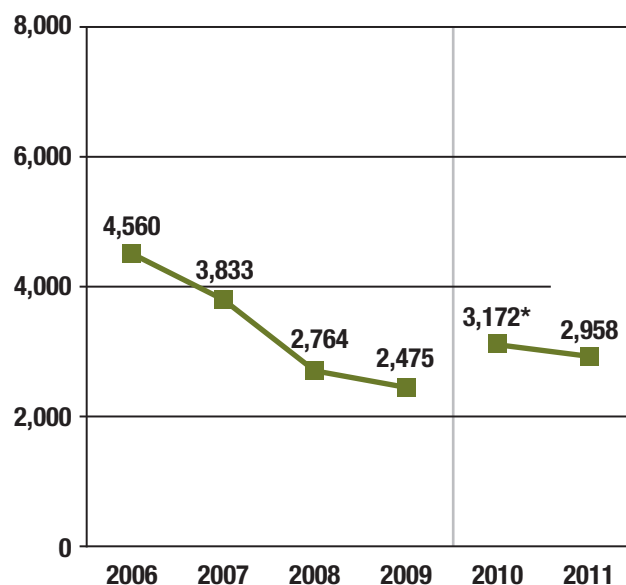
Source: State of Connecticut Judicial Branch, Case Management Information System (CMIS)

Referrals to Juvenile Court – Trend Analysis

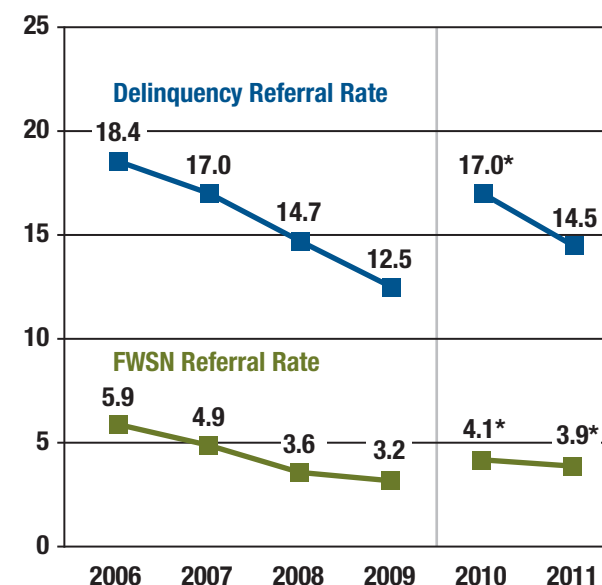
2006–2011 Number of Delinquency Referrals to Court



2006–2011 Number of FWSN Referrals to Court



2006–2011 Referral Rates (number of referrals per 1,000 juveniles <17 years old)

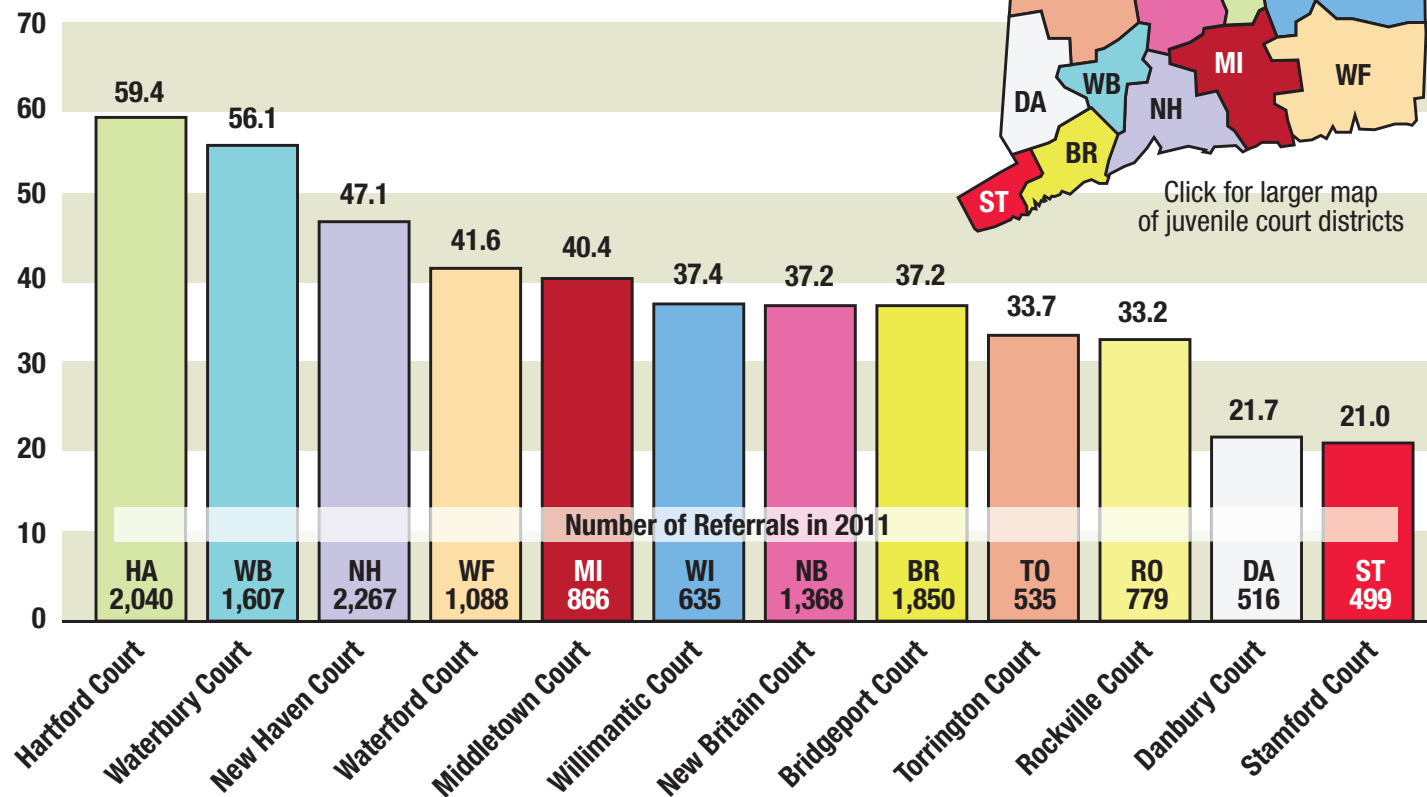


* On January 1, 2010, Connecticut law changed adding juveniles who are charged with an offense that was committed when they were 16 years old to the jurisdiction of the juvenile court. For this reason, trend comparisons for 2006-2009 and 2010-2011 are not appropriate.

Source: State of Connecticut Judicial Branch, Case Management Information System and U.S. Census Bureau population estimates.

Referrals to Juvenile Court 2011 Referral Rates by Juvenile Court District

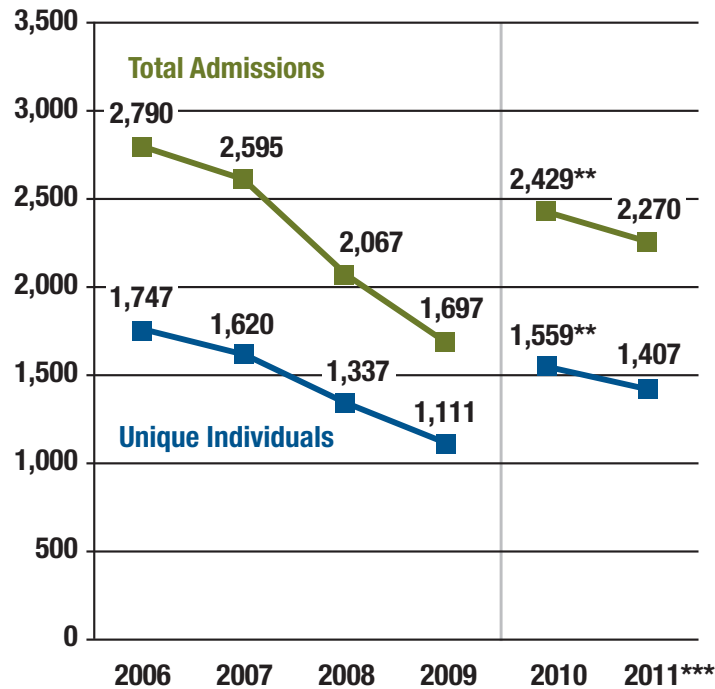
(Delinquency and FWSN Referrals per 1,000 Juveniles 10–16 years old)



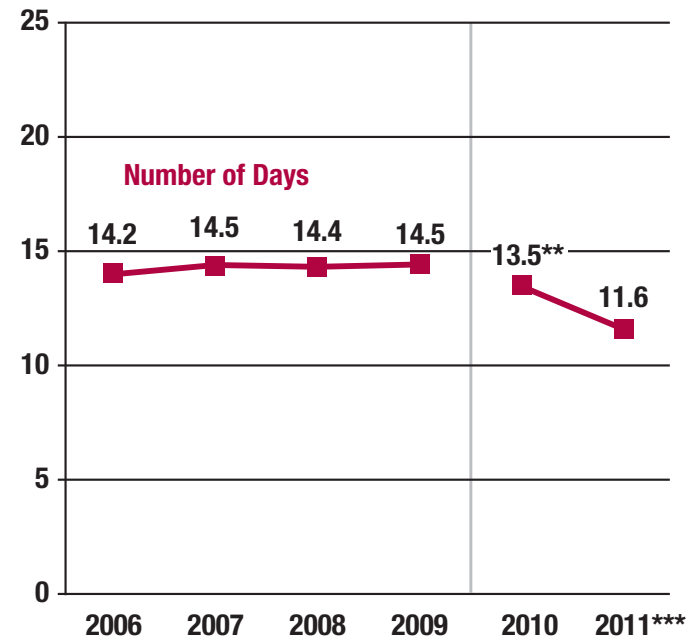
Note: The Norwalk Court was closed in July 2010; the six Norwalk Court towns are now covered by the Bridgeport and Stamford Courts.

Admissions to Detention at the Bridgeport, Hartford and New Haven Detention Centers * Trend Analysis

2006–2011 Detention Admissions



2006–2011 Average Stay

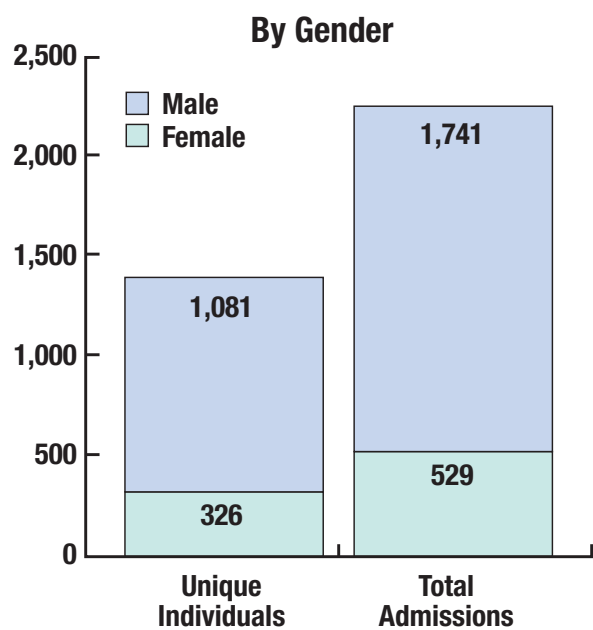


* Only individuals accused of delinquent acts can be admitted to a detention center.

** On January 1, 2010, Connecticut law changed adding juveniles who are charged with an offense that was committed when they were 16 years old to the jurisdiction of the juvenile court. For this reason, trend comparisons for 2006-2009 and 2010-2011 are not appropriate.

*** As of October 1, 2011 Public Act 11-154 amended CT General Statute 46b-133(g) to require that a court order be obtained prior to any child being placed in detention.

Admissions to Detention at the Bridgeport, Hartford and New Haven Detention Centers* – 2011 By Gender and Race/Ethnicity



By Race/Ethnicity**

	Unique Individuals		All Admissions	
Black (Non-Hispanic)	583	41%	980	43%
Hispanic	374	27%	611	27%
White (Non-Hispanic)	370	26%	564	25%
Other (Non-Hispanic)	7	0%	10	0%
Missing	73	5%	105	5%
	1,407	100%	2,270	100%

* Only individuals accused of delinquent acts can be admitted to a detention center.

** For more comprehensive information on race/ethnicity go to **JUST.START**

Source: State of Connecticut Judicial Branch, Case Management Information System (CMIS)

Dispositions in Juvenile Court *

2011 Dispositional Categories by Type of Referral

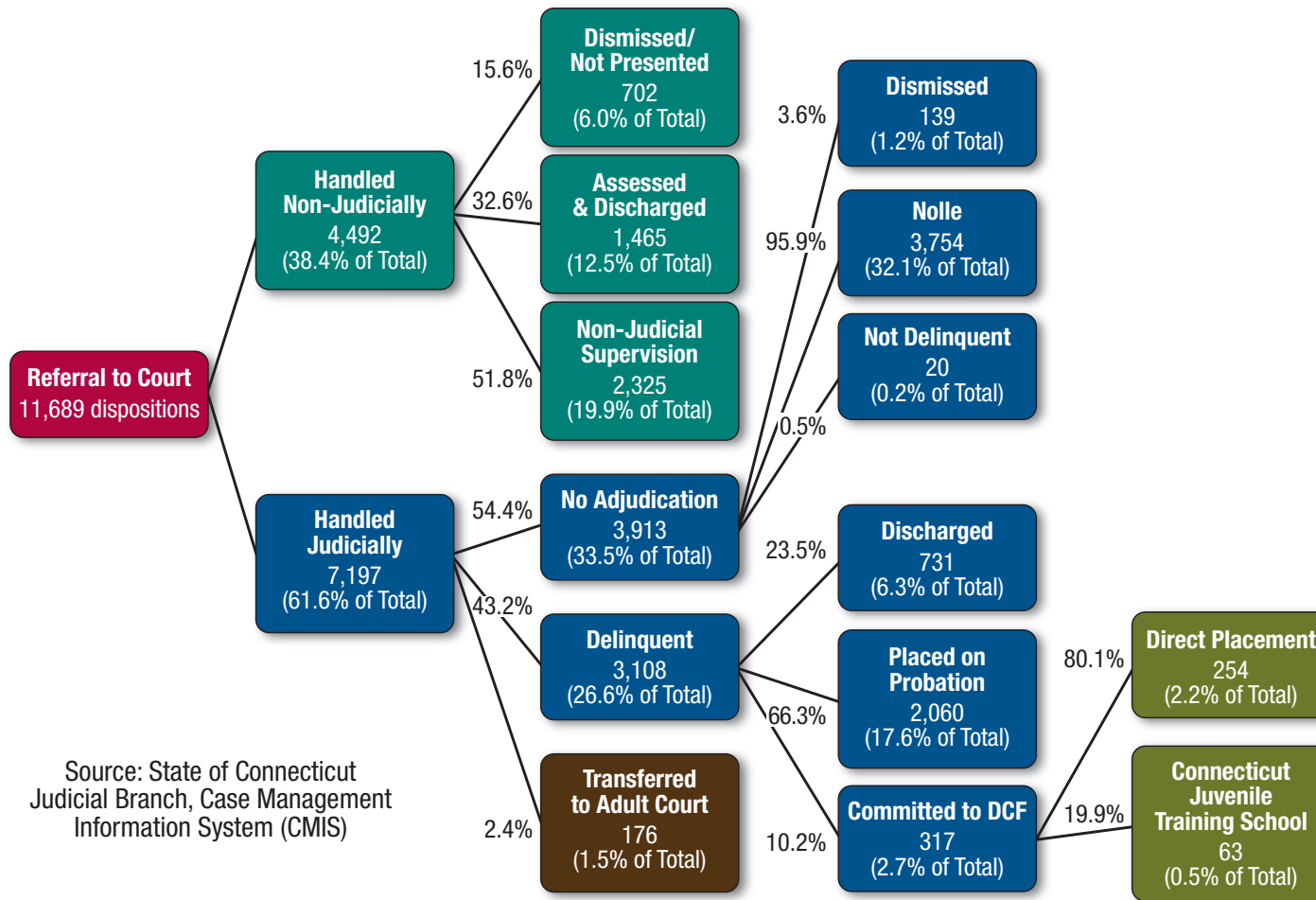
	Delinquency	FWSN
No Adjudication	6,080	1,741
Adjudication, Discharge	731	1
Supervision/ Probation	4,385	1,088
Commitment to DCF	317	20
Transfer to Adult Criminal Court	176	na

* Individual juveniles may have multiple cases disposed within the time period.

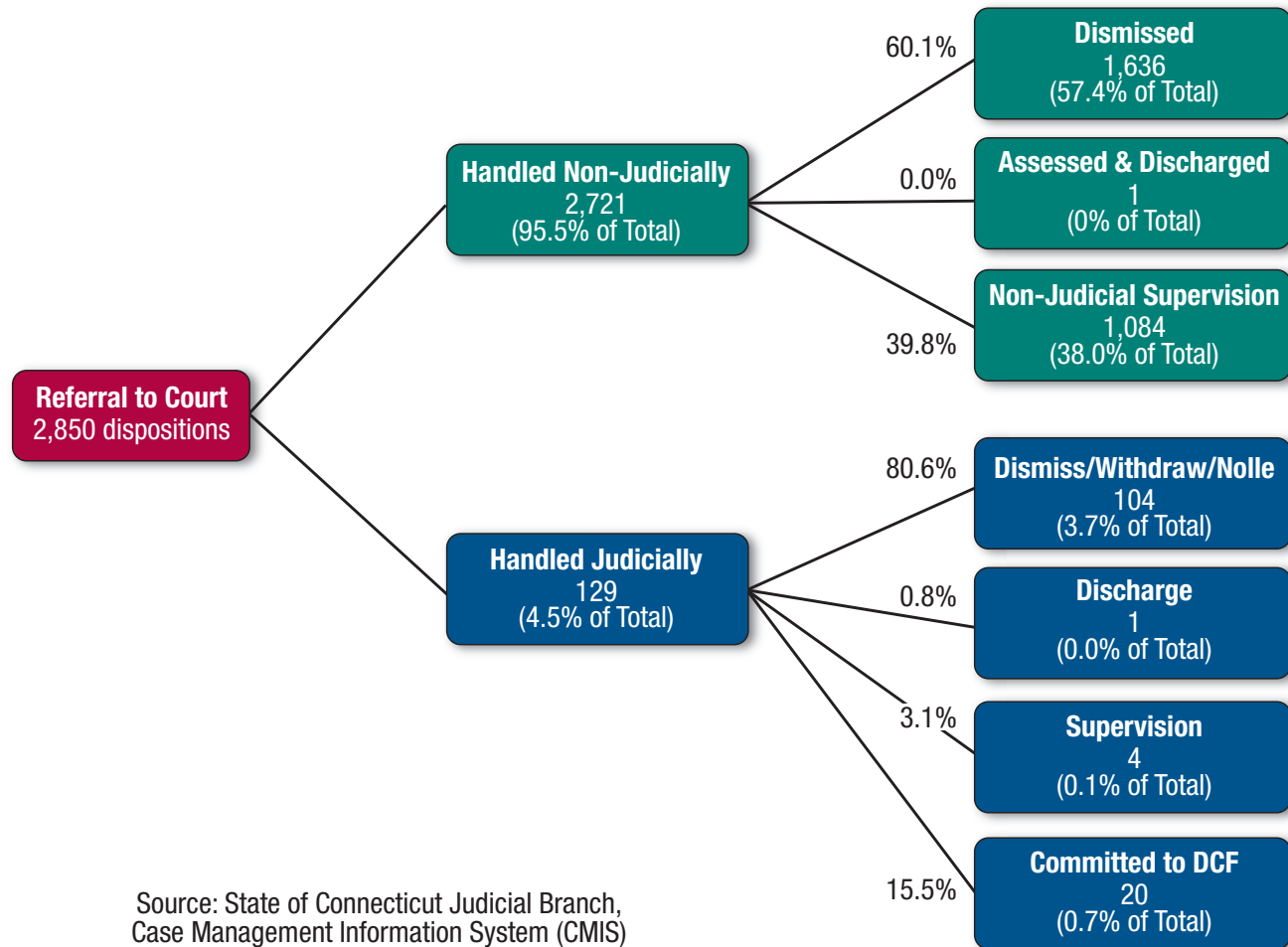
Source: State of Connecticut Judicial Branch, Case Management Information System (CMIS)

No Adjudication	Includes cases disposed as dismissed, withdrawn, assessed and discharged, nolle, and not adjudicated.
Adjudication, Discharge	Includes cases where the juvenile was adjudicated for the charge and then discharged.
Supervision/ Probation	Includes cases where the juvenile was placed on non-judicial supervision, or adjudicated and placed on probation or supervision.
Commitment to DCF	Includes cases where the juvenile was adjudicated and committed to the Department of Children and Families.
Transfer to Adult Criminal Court	Includes cases that were transferred to the Adult Criminal Court.

Delinquency Dispositions in Juvenile Court – 2011



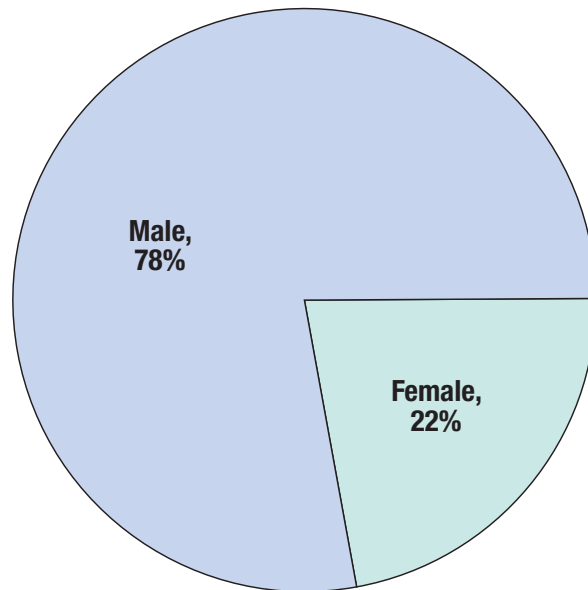
FWSN Dispositions in Juvenile Court – 2011



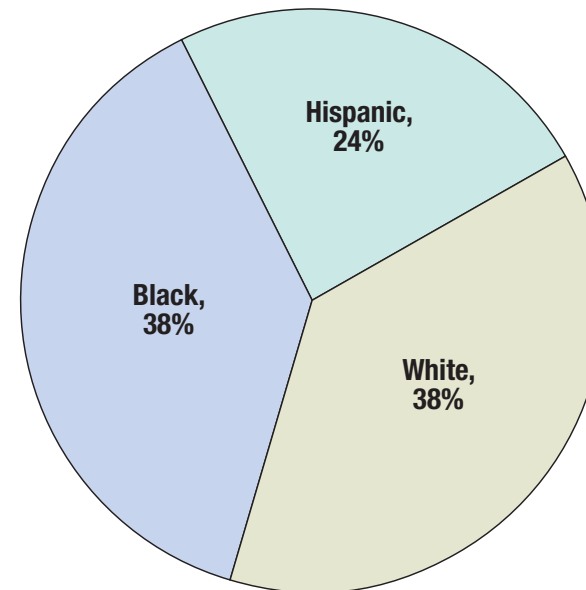
Source: State of Connecticut Judicial Branch, Case Management Information System (CMIS)

Delinquency Dispositions in Juvenile Court 2011 Probation Dispositions by Gender and Race/Ethnicity

Probation Dispositions
by Gender



Probation Dispositions
by Race/Ethnicity *

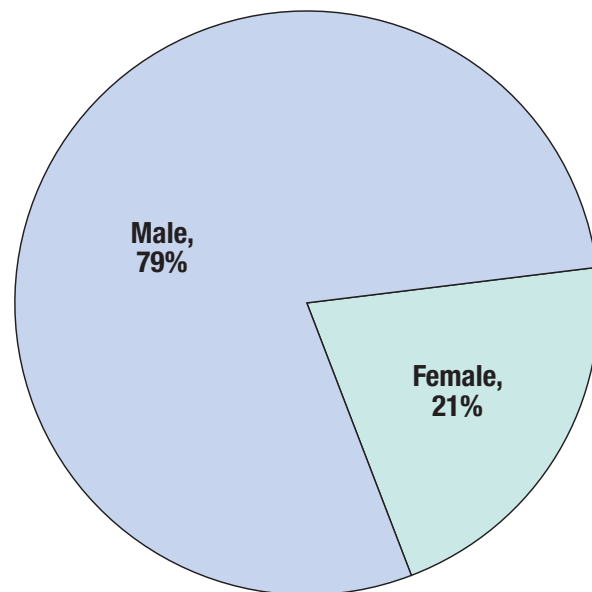


* For more comprehensive information on race/ethnicity go to **JUST.START**. This figure excludes 11 juveniles classified as "other" and 72 juveniles with no race specified.

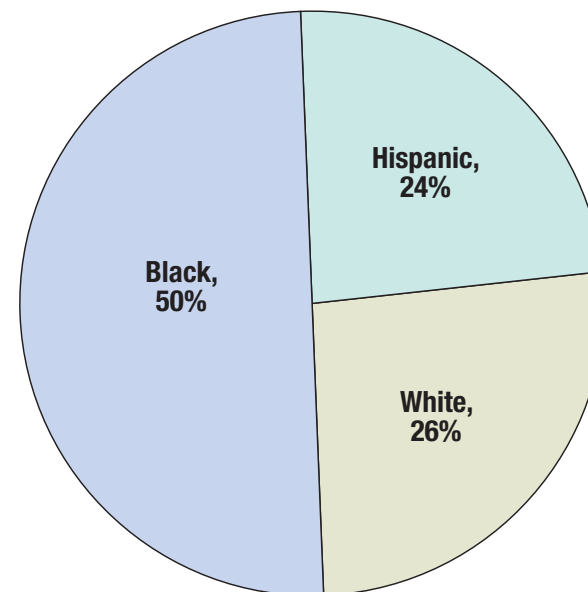
Source: State of Connecticut Judicial Branch, Case Management Information System (CMIS)

Delinquency Dispositions in Juvenile Court 2011 DCF Commitment Dispositions by Gender and Race/Ethnicity

DCF Commitment Dispositions
by Gender



DCF Commitment Dispositions
by Race/Ethnicity *

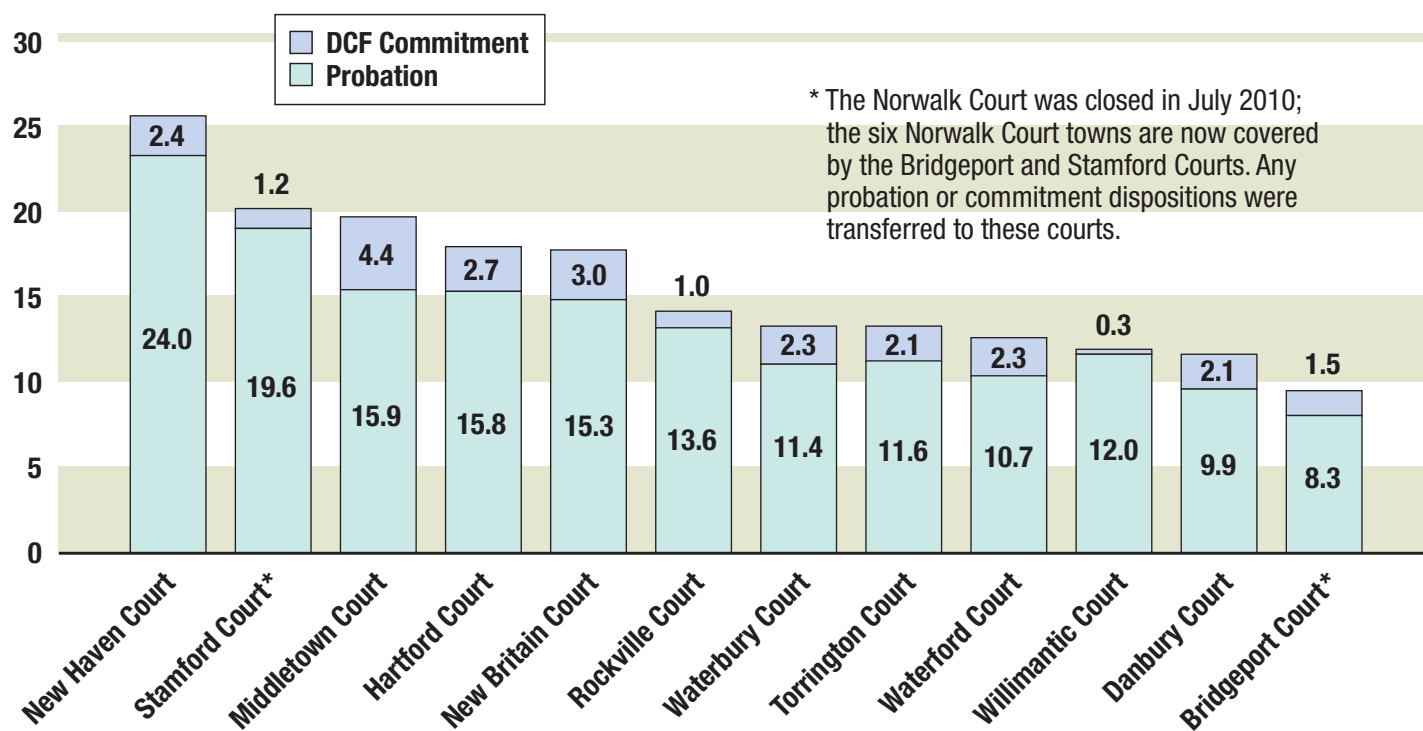


* For more comprehensive information on race/ethnicity go to **JUST.START**. This figure excludes 1 juvenile classified as "other" and 6 juveniles with no race specified.

Source: State of Connecticut Judicial Branch, Case Management Information System (CMIS)

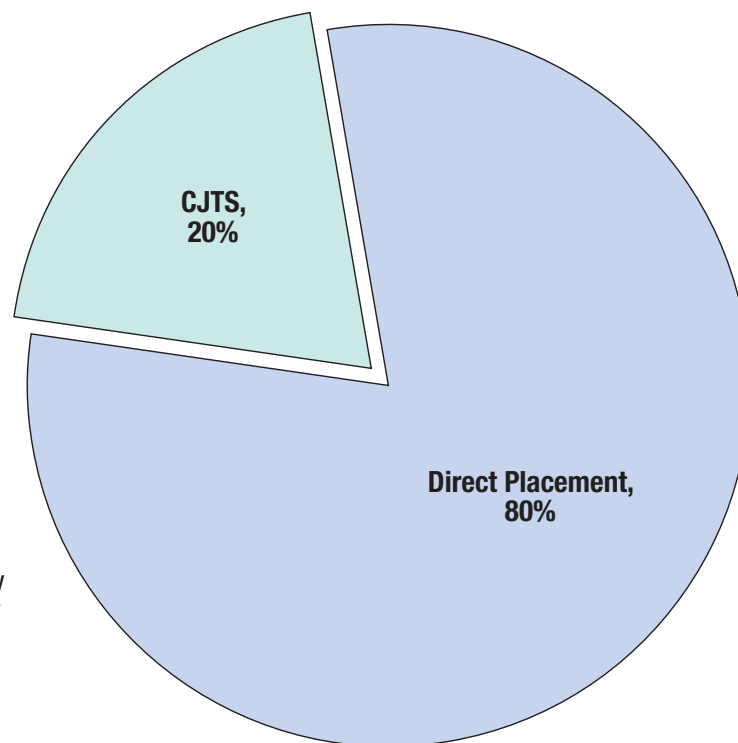
Delinquency Dispositions in Juvenile Court 2011 DCF Commitment and Probation Rates by Juvenile Court District

(DCF Commitment and Probation Dispositions per 100 Delinquency Referrals)



Delinquency Dispositions DCF Commitment 2011 By Type of Court Ordered Placement

Court Orders for Direct Placement and the Connecticut Juvenile Training School (CJTS) *



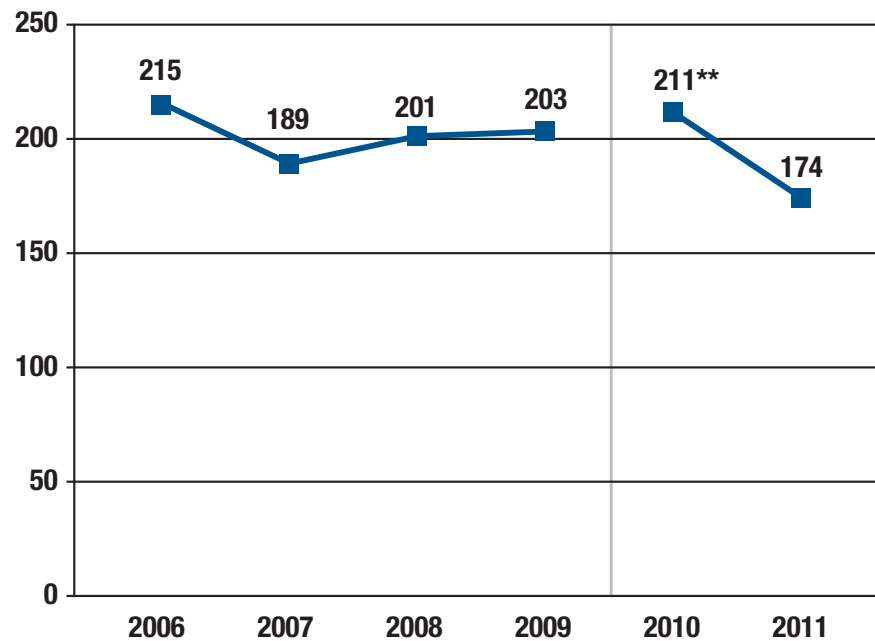
* CJTS is the only secure juvenile correctional facility in Connecticut; serves only males. Direct placement includes all residential facilities that are not CJTS.

Source: State of Connecticut Judicial Branch, Case Management Information System (CMIS)

Total Admissions to the Connecticut Juvenile Training School (CJTS) Trend Analysis

Number of Admissions*

Source: CJTS



* Includes juveniles admitted from court or parole violation.

** On January 1, 2010, Connecticut law changed adding juveniles who are charged with an offense that was committed when they were 16 years old to the jurisdiction of the juvenile court. For this reason, trend comparisons for 2006-2009 and 2010-2011 are not appropriate.

Source: Connecticut Juvenile Training School Advisory Board Report to the Commissioner of the Department of Children and Families, 2007-2012 Reports

Admissions to Connecticut Juvenile Training School 2011

Age at Time of Admission

	All Admissions	
12 years old	0	0%
13 years old	2	1%
14 years old	13	7%
15 years old	39	22%
16 years old	69	40%
17 years old *	49	28%
18 years old *	2	1%
Total Number of Admissions	174 **	100%

Race/Ethnicity ‡

	Unique Individuals		All Admissions	
Black (Non-Hispanic)	73	45%	80	46%
White (Non-Hispanic)	24	15%	24	14%
Hispanic	42	26%	44	25%
Other (Non-Hispanic)	24	15%	26	15%
Total	163	100%	174	100%

* CJTS provides services to male juveniles who committed their offense prior to age 17.

** There were 174 admissions of 163 unique individuals.

‡ For more comprehensive information on race/ethnicity go to **JUST.START**.

Source: Connecticut Juvenile Training School Advisory Board, Report to the Commissioner of the Department of Children and Families, 2012 Report