

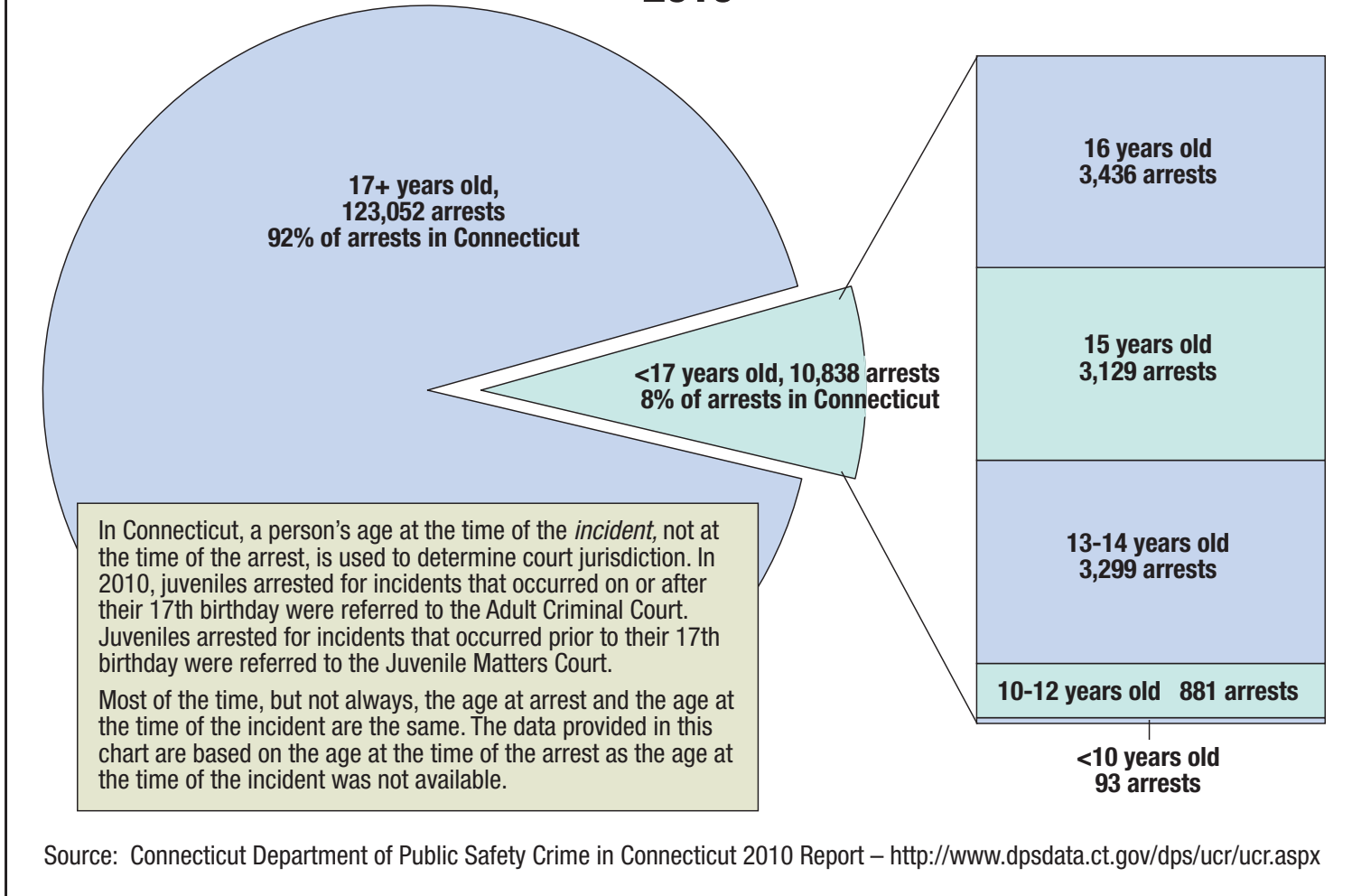
## **Important Note**

The purpose of the “Facts and Figures on Connecticut’s Juvenile Justice System” is to provide an overview of the juveniles moving through the juvenile justice system.

**This document contains system data through 2010.**

Data are provided on: arrest, juvenile court referral, use of detention centers, juvenile court disposition and residential placements.

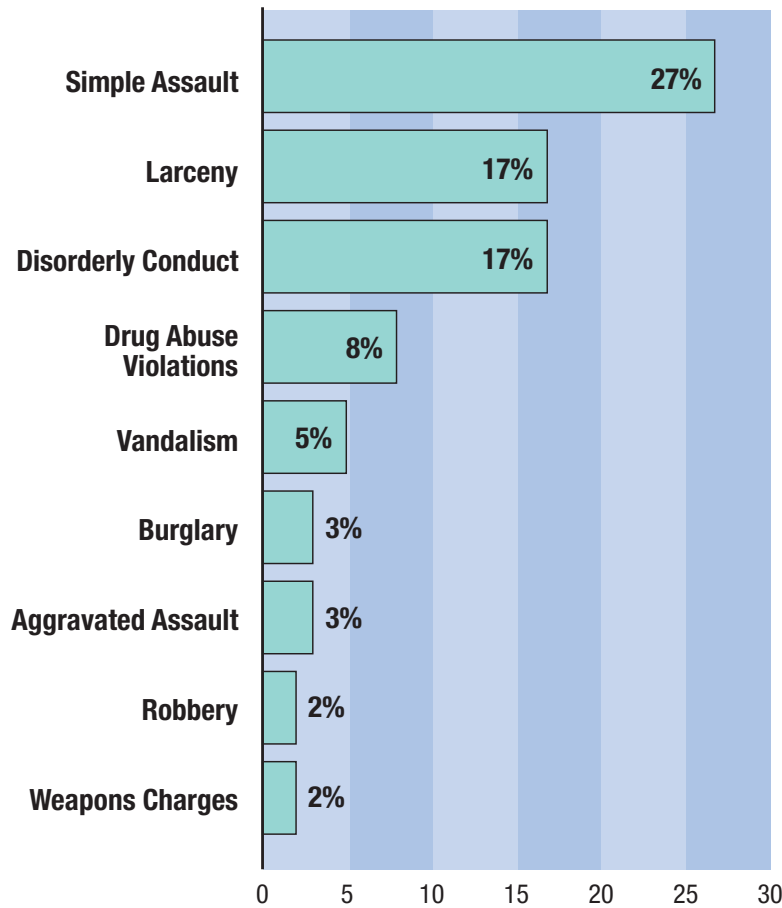
## Arrests in Connecticut 2010



## Arrests in Connecticut 2010

### Most common charges for <17 year olds \*

(the most serious charge for the arrest)



The charge types in the chart on the left are based on the national Uniform Crime Reporting (UCR) System and do not directly align with specific statutes in the State of Connecticut. A summary of the UCR descriptions are provided below.

|                             |                                                                                                                                                                                                                        |
|-----------------------------|------------------------------------------------------------------------------------------------------------------------------------------------------------------------------------------------------------------------|
| <b>Simple Assault</b>       | Assaults which are not of an aggravated type and do not result in serious injury.                                                                                                                                      |
| <b>Larceny</b>              | The unlawful taking, carrying, leading or riding away of property from another.                                                                                                                                        |
| <b>Disorderly Conduct</b>   | Behavior that disturbs the public peace, scandalizes the community or shocks the public sense of morality.                                                                                                             |
| <b>Drug Abuse Violation</b> | Violations of state and local laws relating to the unlawful possession, sale, use, growing, manufacturing and making of narcotic drugs.                                                                                |
| <b>Vandalism</b>            | Willful or malicious destruction, injury, disfigurement or defacement of property without the consent of the owner or person having custody or control.                                                                |
| <b>Burglary</b>             | The unlawful entry of a structure to commit a felony or a theft.                                                                                                                                                       |
| <b>Aggravated Assault</b>   | Attack by one person upon another to inflict severe bodily harm often accompanied by the use of a weapon.                                                                                                              |
| <b>Robbery</b>              | The taking or attempted taking of anything from the care, custody or control of a person(s) by force or threat of force or violence and/or by putting the victim in fear.                                              |
| <b>Weapons Charges</b>      | Violations of laws or ordinances prohibiting the manufacture, sale, purchase, transportation, possession, concealment or use of firearms, cutting instruments, explosives, incendiary devices or other deadly weapons. |

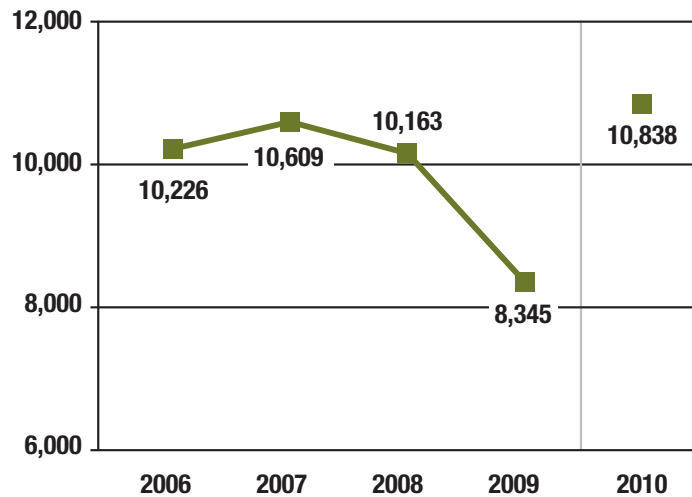
\* The charges listed include those that account for 2% or more of the arrests for <17 year olds.

Source: Connecticut Department of Public Safety Crime in Connecticut 2010 Report – <http://www.dpsdata.ct.gov/dps/ucr/ucr.aspx>

## Arrests in Connecticut: Trend Analysis

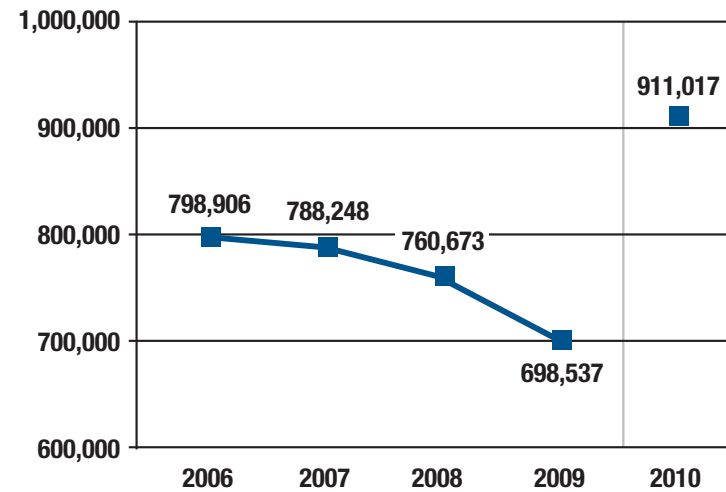
### Number of Juvenile Arrests in Connecticut \*

Source: Connecticut Department of Public Safety  
Crime in Connecticut Reports 2006–2010



### Number of Juvenile Arrests in the United States \*

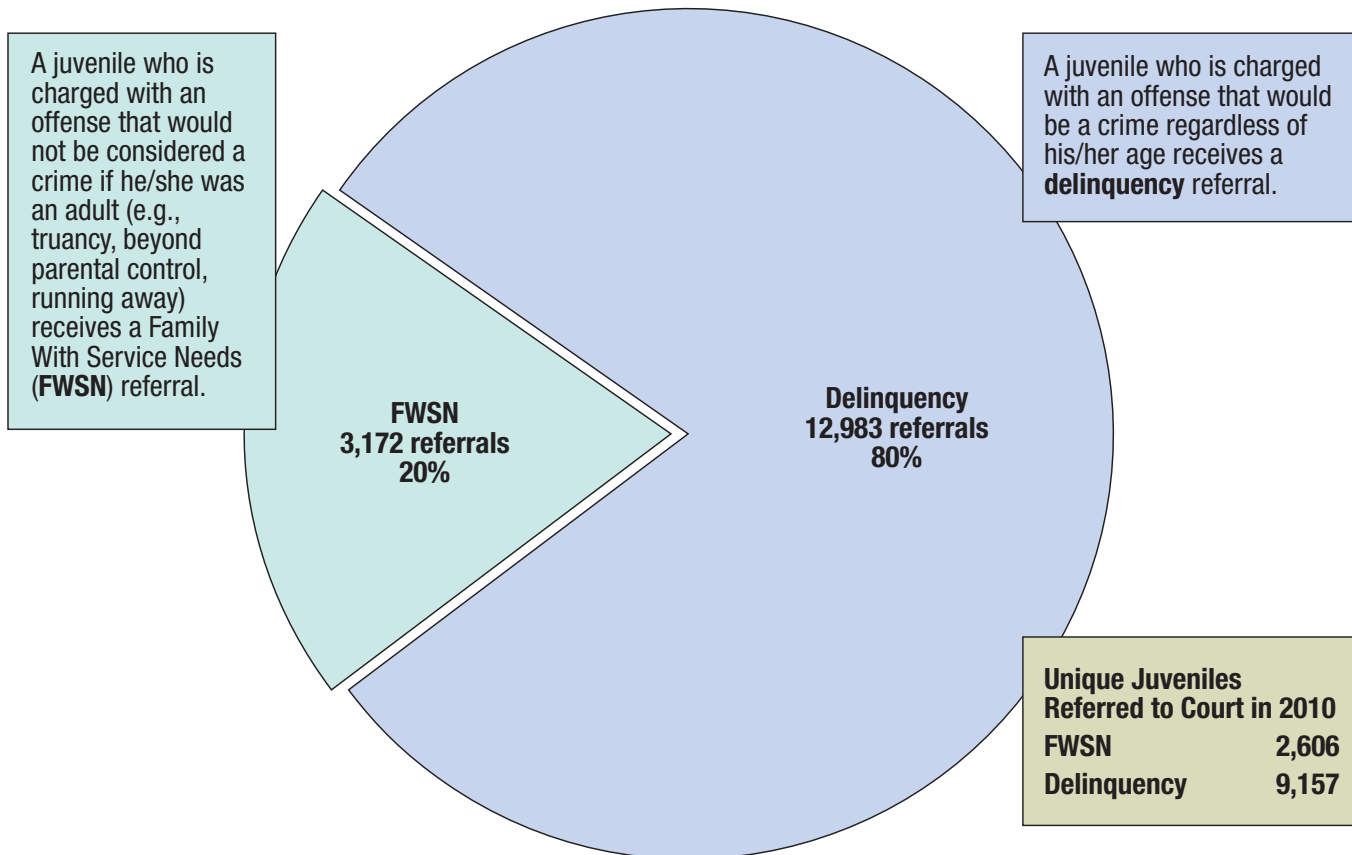
Source: Federal Bureau of Investigation  
Crime in the United States Reports 2006–2010



\* In 2006–2009, juvenile arrests included all persons under the age of 16 at the time of the arrest. Due to changes in CT law effective January 1, 2010, the 2010 juvenile arrests include all persons under the age of 17 at the time of arrest. For this reason, trend comparisons for 2006–2009 and 2010 are not appropriate.

## Referrals to Juvenile Court \* – 2010 by Type of Referral

**Note:** On January 1, 2010, Connecticut law changed adding juveniles who are charged with an offense that was committed when they were 16 years old to the jurisdiction of the juvenile court. \*\*




\* Individual juveniles may have multiple referrals to court.

\*\* There are some specific offenses that are excluded from juvenile court for 16 year olds. For more information see CGS 46b-120.

Source: State of Connecticut Judicial Branch, Case Management Information System (CMIS)

## Delinquency Referrals to Juvenile Court \* 2010 by Most Serious Charge on the Referral



### Serious Juvenile Offense (SJO)

CT legislation defines about 50 specific offenses as Serious Juvenile Offenses (SJO). Commonly charged SJOs are risk of injury to a minor, possession of a weapon on school grounds, sale of a controlled substance, and the most serious incidents of assault, sexual assault and robbery.

### Non-SJO Felony

Includes felonies that are not designated as SJO. Common charges for juveniles are burglary, carry/sell a dangerous weapon, larceny and criminal mischief.

### Misdemeanor

Most common charges for juveniles include breach of peace, simple assault, shop lifting and disorderly conduct.

### Violation

Typically a violation of probation or violation of a court order.

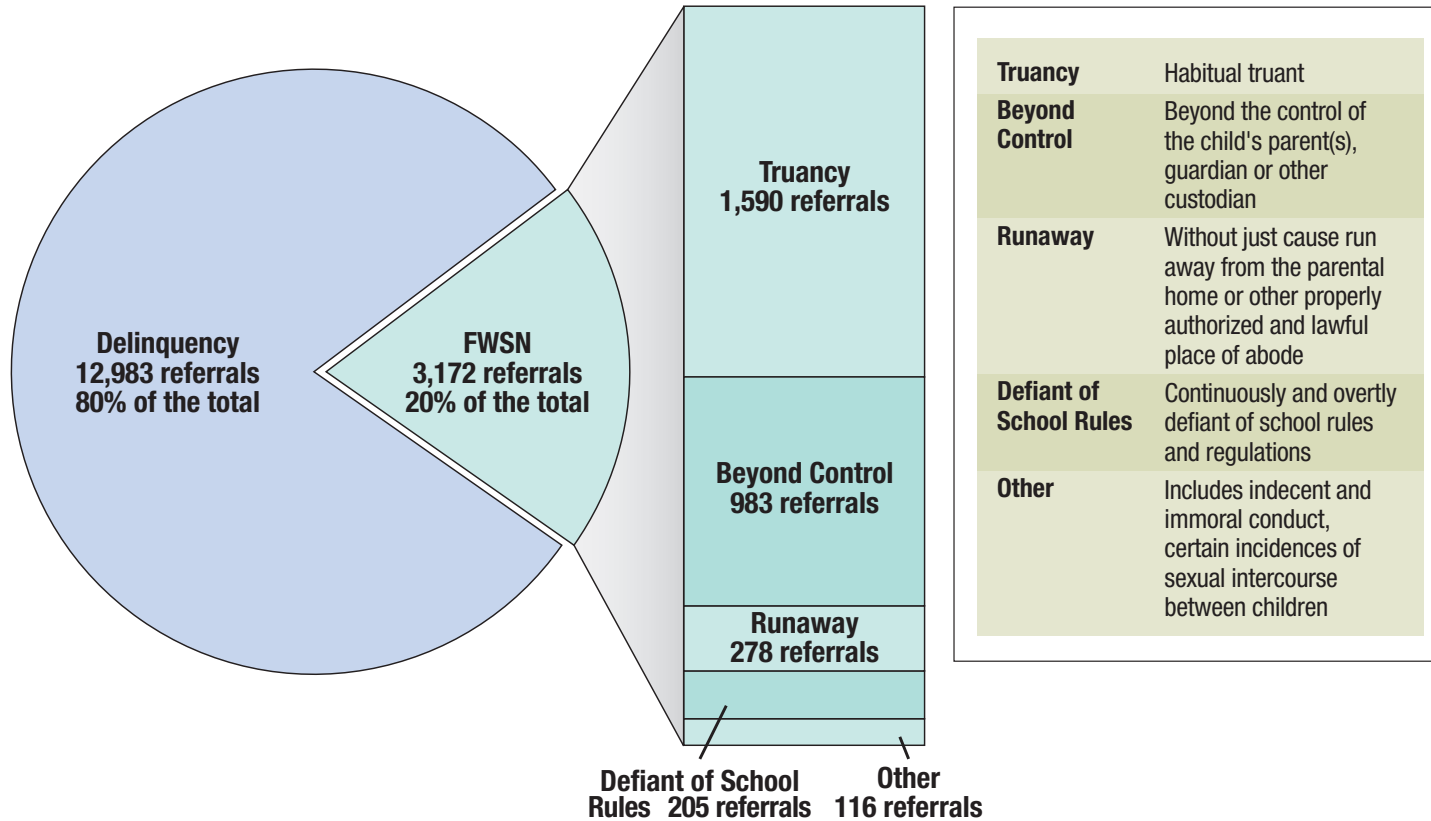
### Infraction

Most common charges are simple trespass and operating a motor vehicle without a license.

\* Individual juveniles may have multiple referrals to court.

Source: State of Connecticut Judicial Branch, Case Management Information System (CMIS)

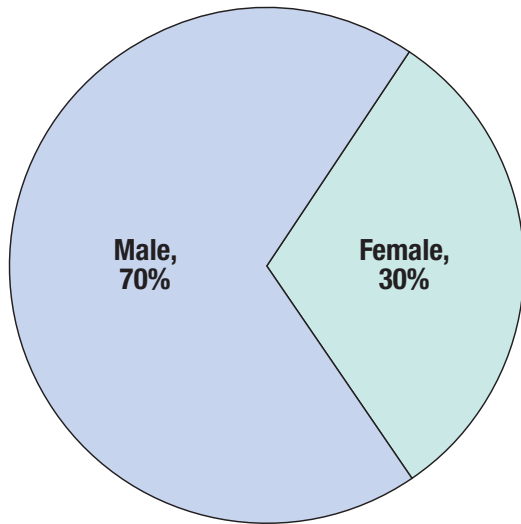
## FWSN Referrals to Juvenile Court \* 2010 By Type of FWSN Charge



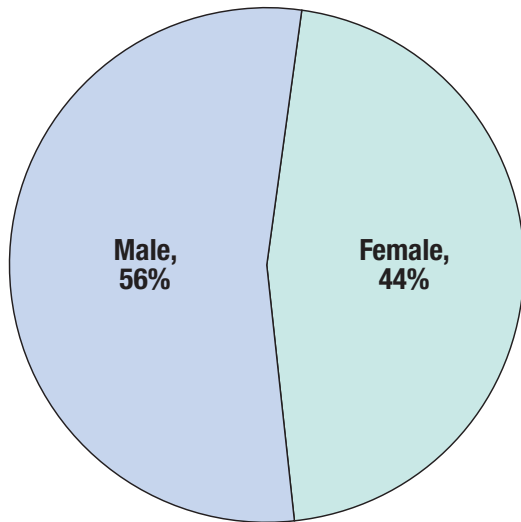
\* Individual juveniles may have multiple referrals to court.

Source: State of Connecticut Judicial Branch, Case Management Information System (CMIS)

**Delinquency Referrals By Gender**



**FWSN Referrals By Gender**



## Referrals to Juvenile Court 2010 By Gender, Age and Race/Ethnicity

**Referrals By Age**

|               | Delinquency |      | FWSN  |      |
|---------------|-------------|------|-------|------|
| <12 years old | 364         | 3%   | 196   | 6%   |
| 12 years old  | 655         | 5%   | 213   | 7%   |
| 13 years old  | 1,483       | 11%  | 414   | 13%  |
| 14 years old  | 2,499       | 19%  | 685   | 22%  |
| 15 years old  | 3,790       | 29%  | 971   | 31%  |
| 16 years old  | 4,076       | 31%  | 693   | 22%  |
| 17+ years old | 116         | 1%   | na    | na   |
|               | 12,983      | 100% | 3,172 | 100% |

**Referrals By Race/Ethnicity \***

|                      | Delinquency |      | FWSN  |      |
|----------------------|-------------|------|-------|------|
| Black (Non-Hispanic) | 4,275       | 33%  | 451   | 14%  |
| Hispanic             | 2,328       | 18%  | 580   | 18%  |
| White (Non-Hispanic) | 4,704       | 36%  | 841   | 27%  |
| Other (Non-Hispanic) | 84          | 1%   | 26    | 1%   |
| Missing Data         | 1,592       | 12%  | 1,274 | 40%  |
|                      | 12,983      | 100% | 3,172 | 100% |

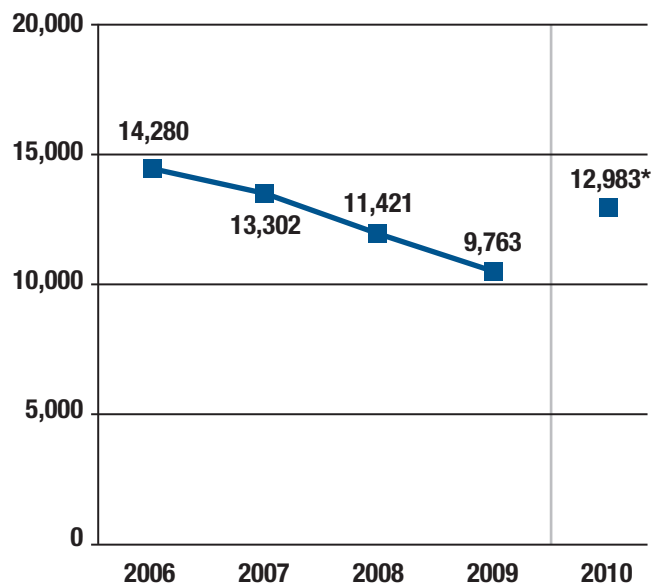
\* For more comprehensive information on race/ethnicity go to **JUST.START**

Source: State of Connecticut Judicial Branch, Case Management Information System (CMIS)

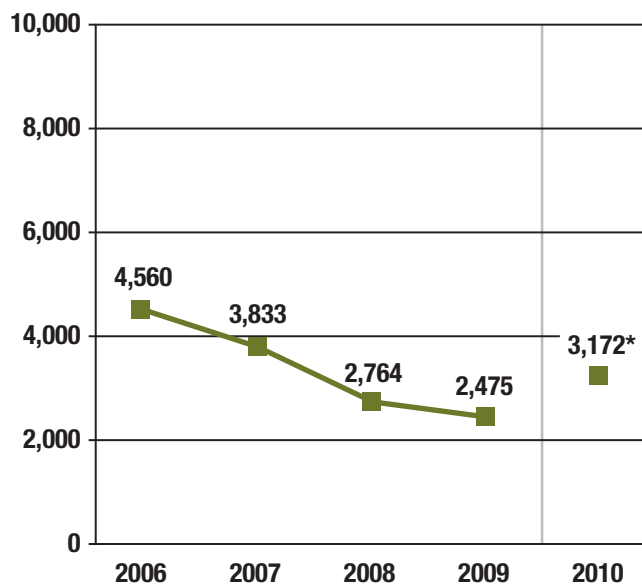


## Referrals to Juvenile Court – Trend Analysis

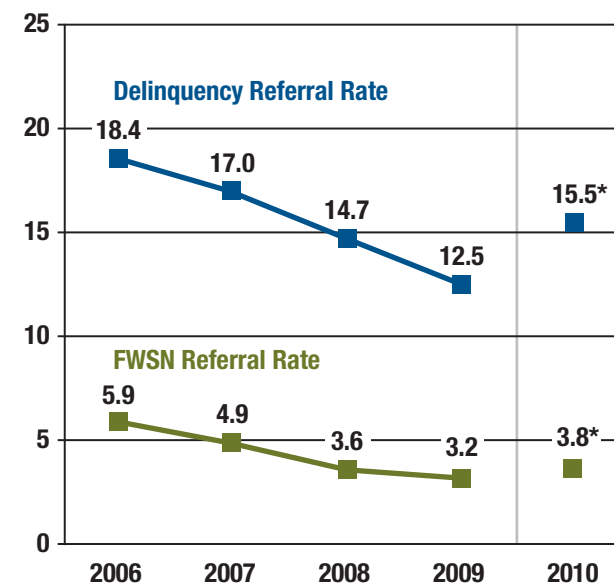
### 2006–2010 Number of Delinquency Referrals to Court



### 2006–2010 Number of FWSN Referrals to Court



### 2006–2010 Referral Rates (number of referrals per 1,000 juveniles <17 years old)

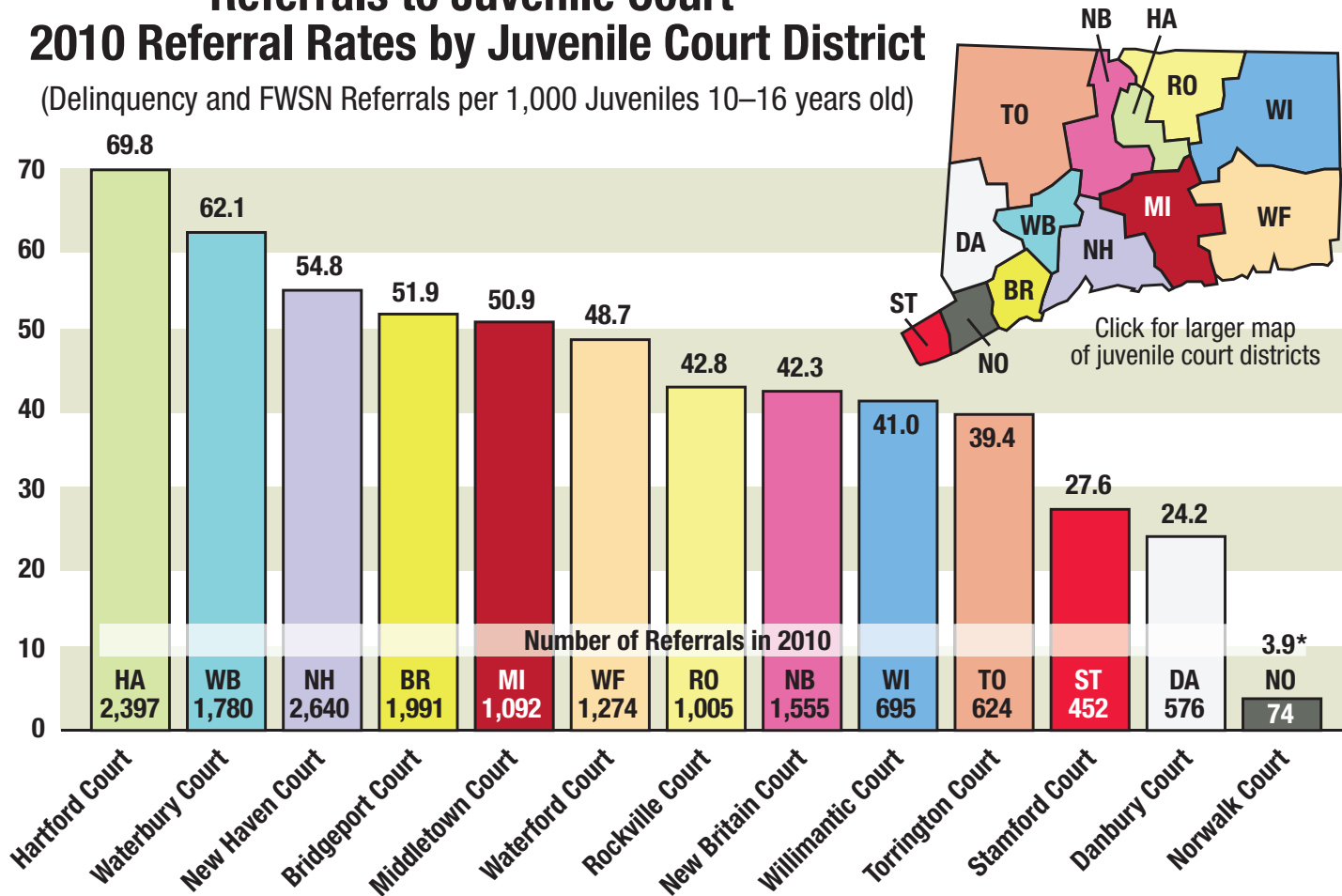


\* On January 1, 2010, Connecticut law changed adding juveniles who are charged with an offense that was committed when they were 16 years old to the jurisdiction of the juvenile court. For this reason, trend comparisons for 2006-2009 and 2010 are not appropriate.

Source: State of Connecticut Judicial Branch, Case Management Information System and U.S. Census Bureau population estimates.

## Referrals to Juvenile Court 2010 Referral Rates by Juvenile Court District

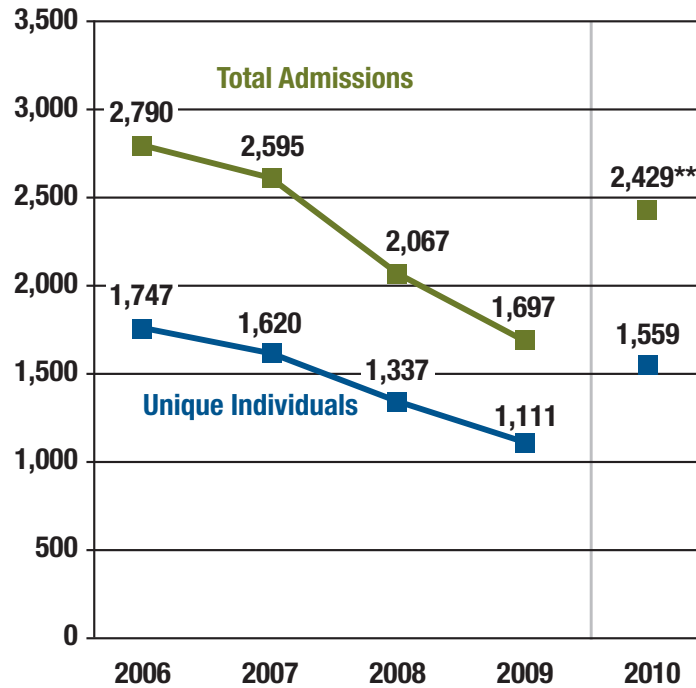
(Delinquency and FWSN Referrals per 1,000 Juveniles 10–16 years old)



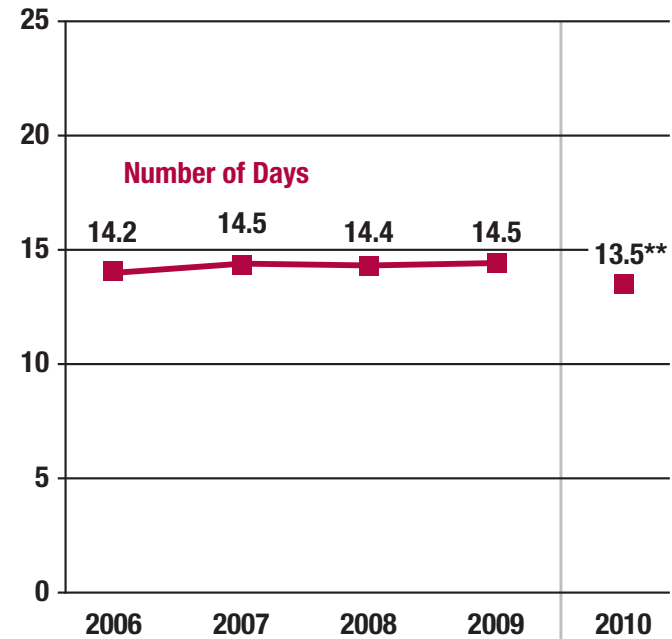
\* The Norwalk Court was closed in July 2010; the six Norwalk Court towns are now covered by the Bridgeport and Stamford Courts.

## Admissions to Detention at the Bridgeport, Hartford and New Haven Detention Centers \* Trend Analysis

### 2006–2010 Detention Admissions



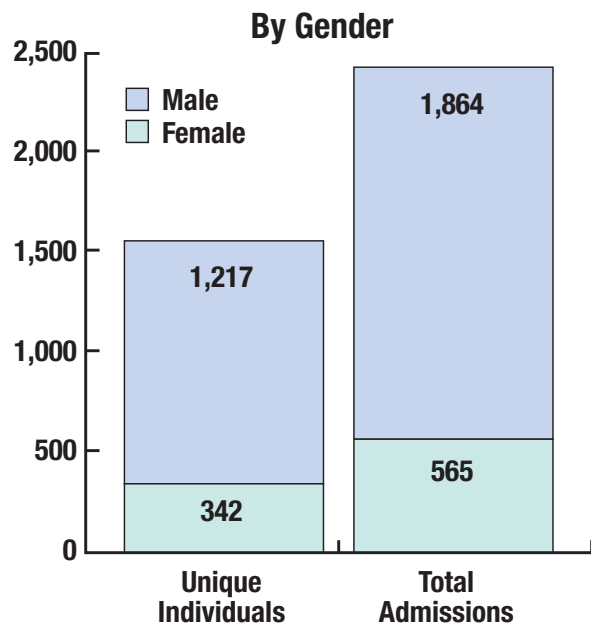
### 2006–2010 Average Stay



\* Only individuals accused of delinquent acts can be admitted to a detention center.

\*\* On January 1, 2010, Connecticut law changed adding juveniles who are charged with an offense that was committed when they were 16 years old to the jurisdiction of the juvenile court. For this reason, trend comparisons for 2006-2009 and 2010 are not appropriate.

## Admissions to Detention at the Bridgeport, Hartford and New Haven Detention Centers \* – 2010 By Gender and Race/Ethnicity



**By Race/Ethnicity \*\***

|                      | Unique Individuals |             | All Admissions |             |
|----------------------|--------------------|-------------|----------------|-------------|
| Black (Non-Hispanic) | 669                | 43%         | 1,110          | 46%         |
| Hispanic             | 429                | 28%         | 654            | 27%         |
| White (Non-Hispanic) | 398                | 26%         | 585            | 24%         |
| Other (Non-Hispanic) | 6                  | 0%          | 10             | 0%          |
| Missing              | 57                 | 4%          | 70             | 3%          |
|                      | <b>1,559</b>       | <b>100%</b> | <b>2,429</b>   | <b>100%</b> |

\* Only individuals accused of delinquent acts can be admitted to a detention center.

\*\* For more comprehensive information on race/ethnicity go to **JUST.START**

Source: State of Connecticut Judicial Branch, Case Management Information System (CMIS)

## Dispositions in Juvenile Court \*

### 2010 Dispositional Categories by Type of Referral

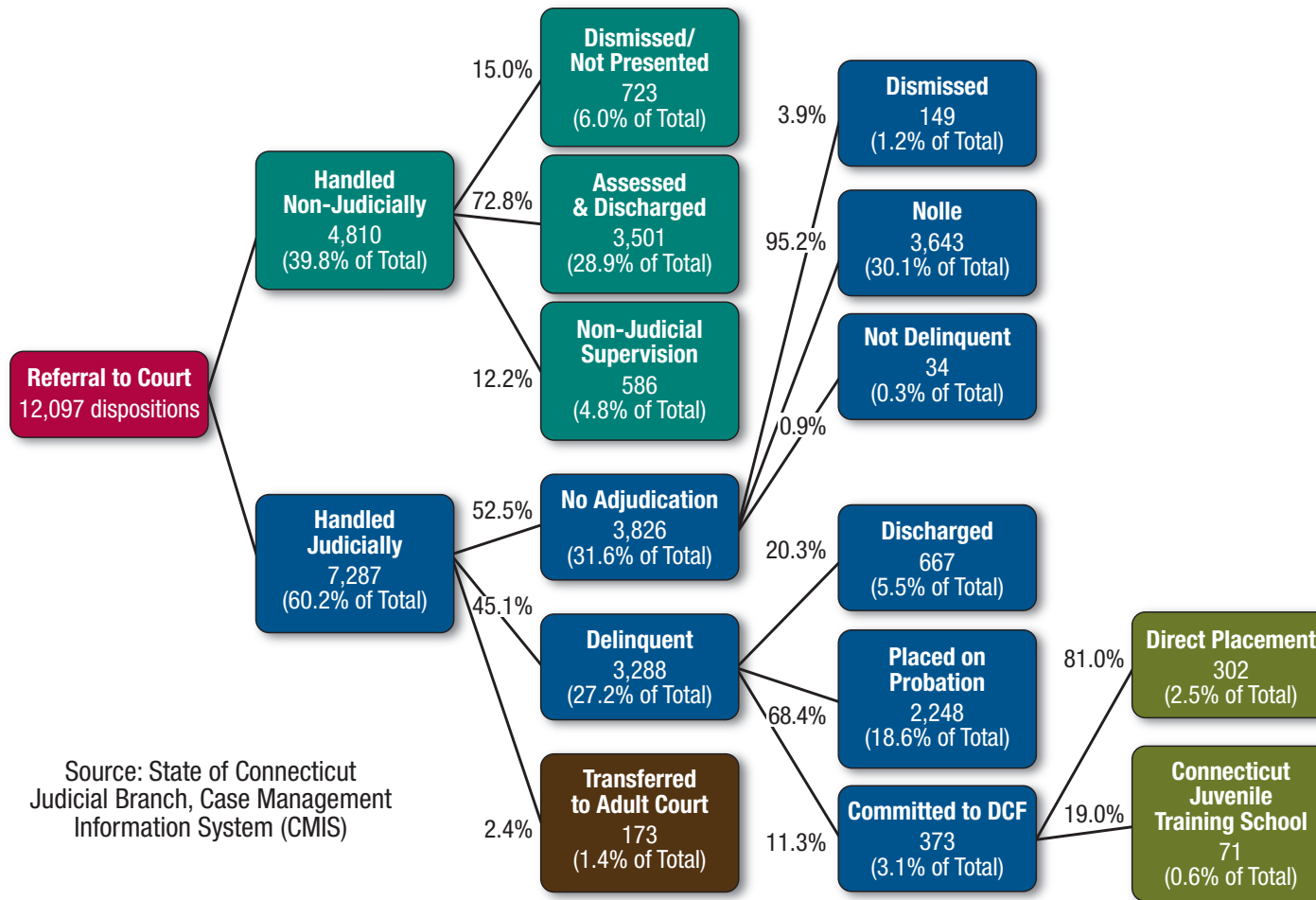
|                                         | Delinquency | FWSN  |
|-----------------------------------------|-------------|-------|
| <b>No Adjudication</b>                  | 8,050       | 2,046 |
| <b>Adjudication, Discharge</b>          | 667         | 4     |
| <b>Supervision/ Probation</b>           | 2,834       | 643   |
| <b>Commitment to DCF</b>                | 373         | 18    |
| <b>Transfer to Adult Criminal Court</b> | 173         | na    |

\* Individual juveniles may have multiple cases disposed within the time period.

Source: State of Connecticut Judicial Branch, Case Management Information System (CMIS)

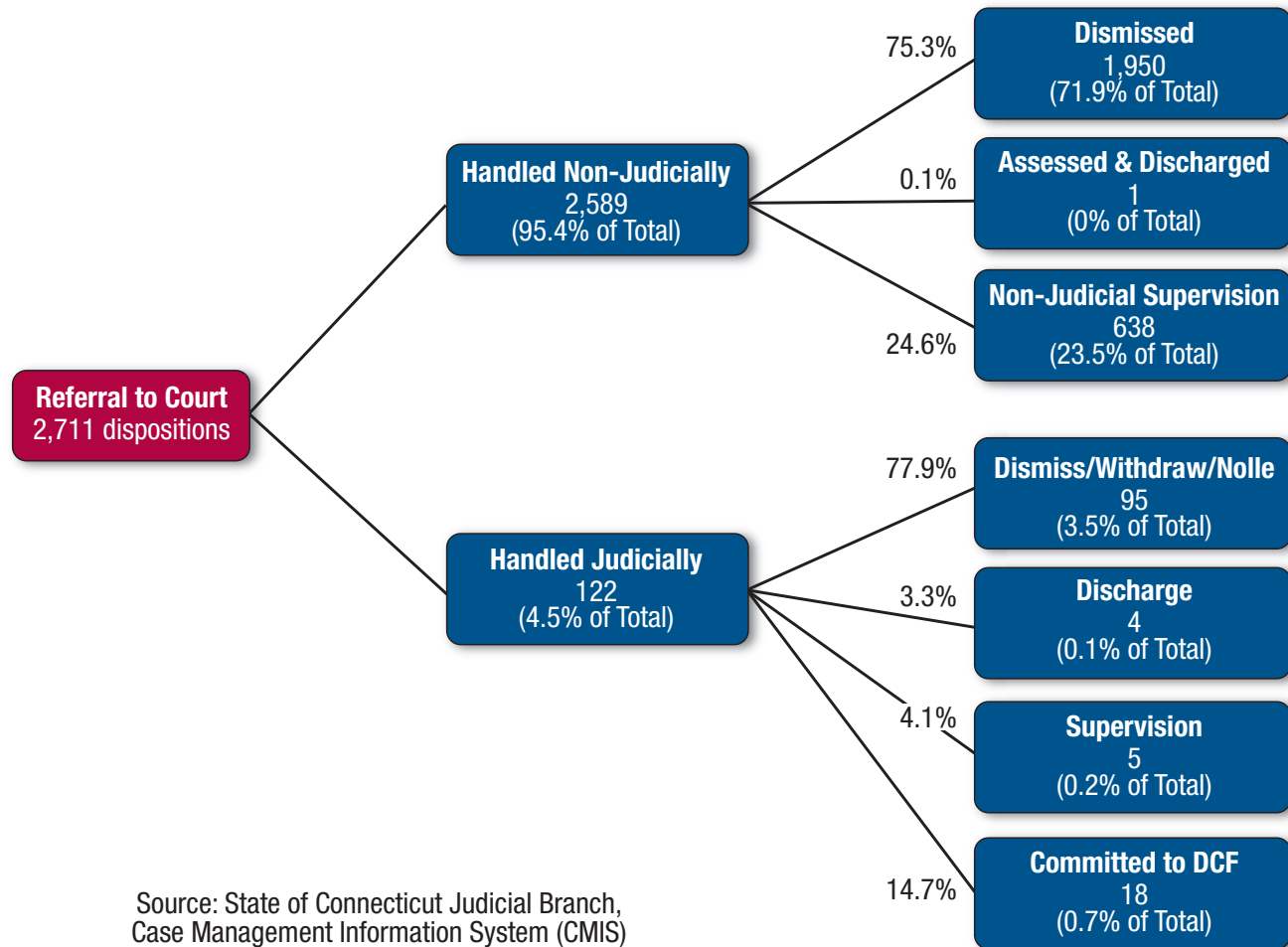
|                                         |                                                                                                                                 |
|-----------------------------------------|---------------------------------------------------------------------------------------------------------------------------------|
| <b>No Adjudication</b>                  | Includes cases disposed as dismissed, withdrawn, assessed and discharged, nolle, and not adjudicated                            |
| <b>Adjudication, Discharge</b>          | Includes cases where the juvenile was adjudicated for the charge and then discharged                                            |
| <b>Supervision/ Probation</b>           | Includes cases where the juvenile was placed on non-judicial supervision, or adjudicated and placed on probation or supervision |
| <b>Commitment to DCF</b>                | Includes cases where the juvenile was adjudicated and committed to the Department of Children and Families                      |
| <b>Transfer to Adult Criminal Court</b> | Includes cases that were transferred to the Adult Criminal Court                                                                |

## Delinquency Dispositions in Juvenile Court – 2010



Source: State of Connecticut  
Judicial Branch, Case Management  
Information System (CMIS)

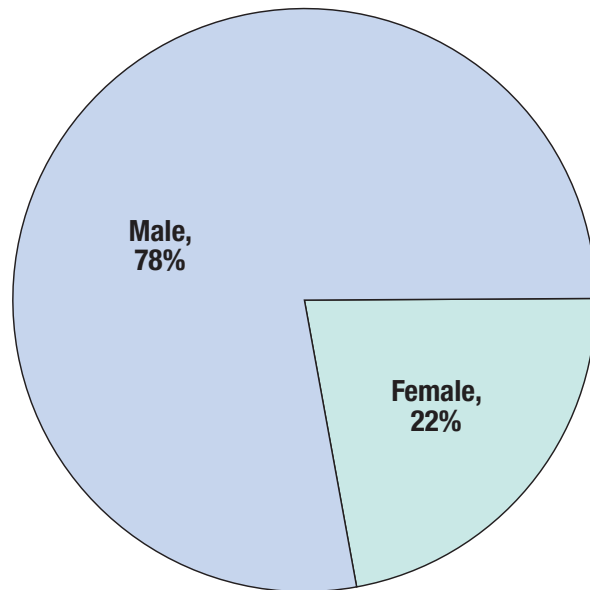
## FWSN Dispositions in Juvenile Court – 2010



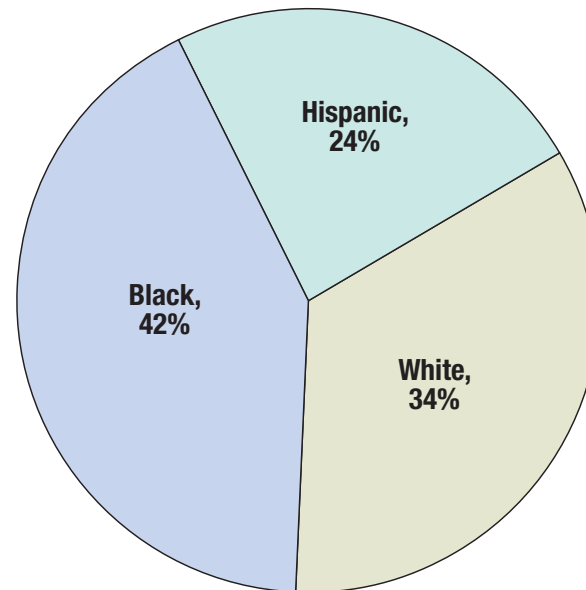
Source: State of Connecticut Judicial Branch, Case Management Information System (CMIS)

## Delinquency Dispositions in Juvenile Court 2010 Probation Dispositions by Gender and Race/Ethnicity

Probation Dispositions  
by Gender



Probation Dispositions  
by Race/Ethnicity \*



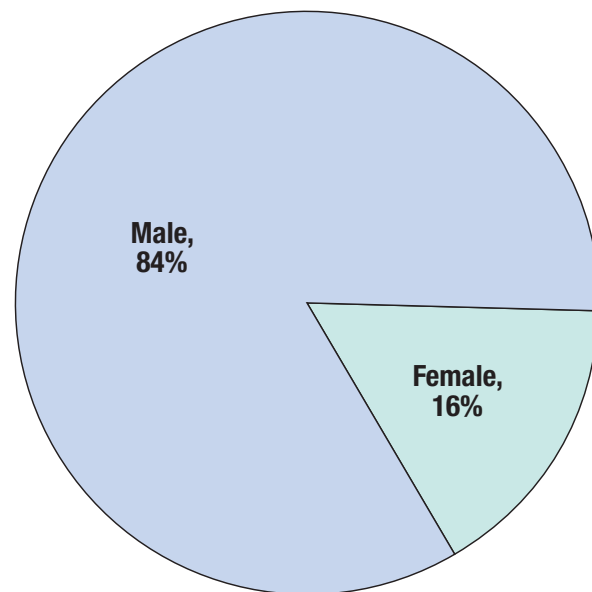
\* For more comprehensive information on race/ethnicity go to **JUST.START**.  
This figure excludes 9 juveniles classified as "other" and 52 juveniles with no race specified.

Source: State of Connecticut Judicial Branch, Case Management Information System (CMIS)

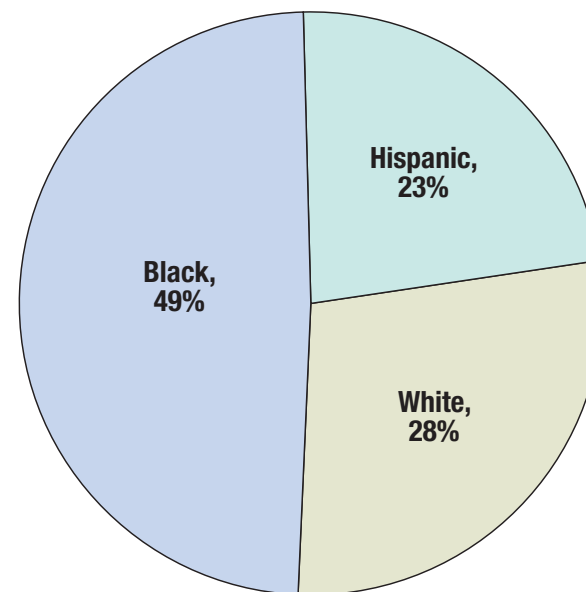


## Delinquency Dispositions in Juvenile Court 2010 DCF Commitment Dispositions by Gender and Race/Ethnicity

DCF Commitment Dispositions  
by Gender



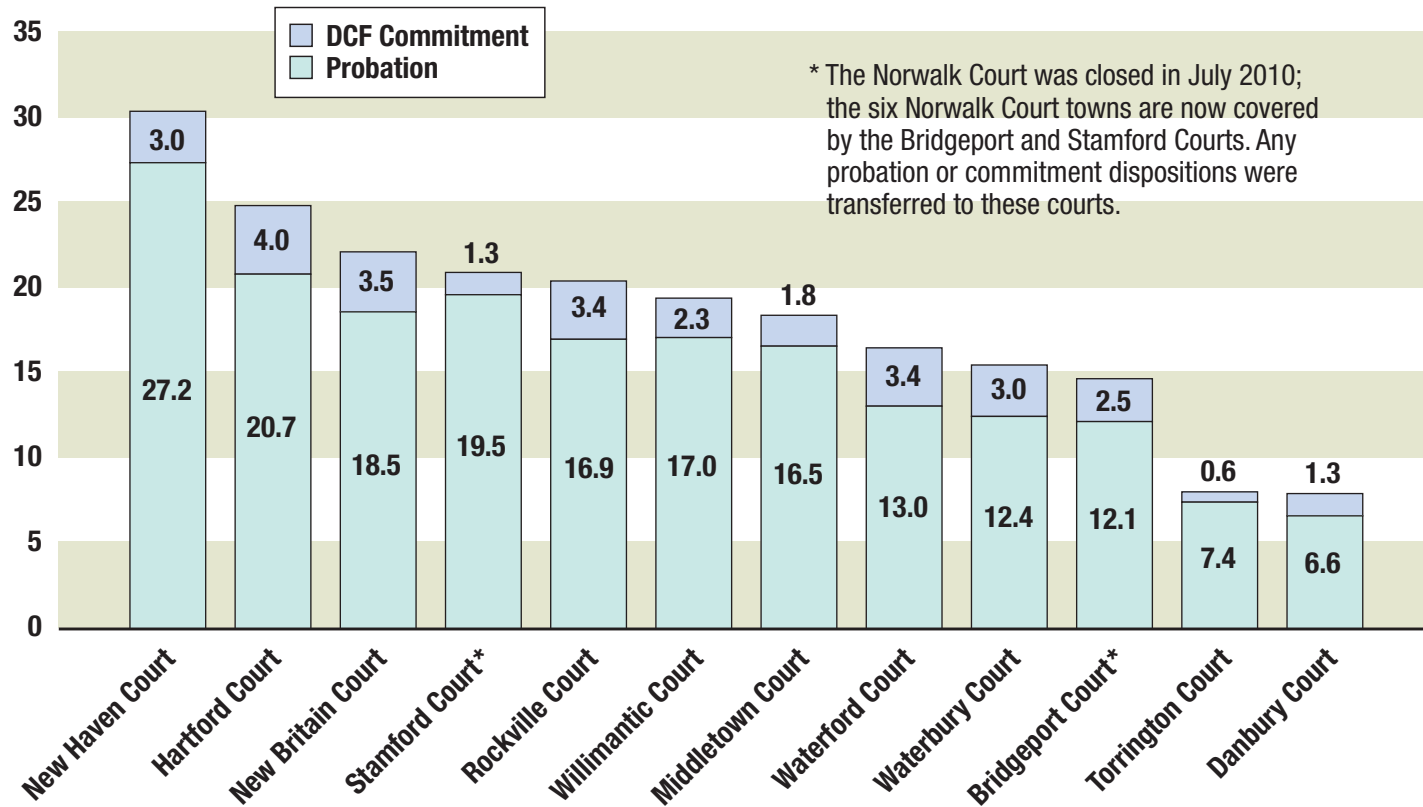
DCF Commitment Dispositions  
by Race/Ethnicity \*



\* For more comprehensive information on race/ethnicity go to **JUST.START**.  
This figure excludes 3 juveniles classified as "other" and 2 juveniles with no race specified.  
Source: State of Connecticut Judicial Branch, Case Management Information System (CMIS)

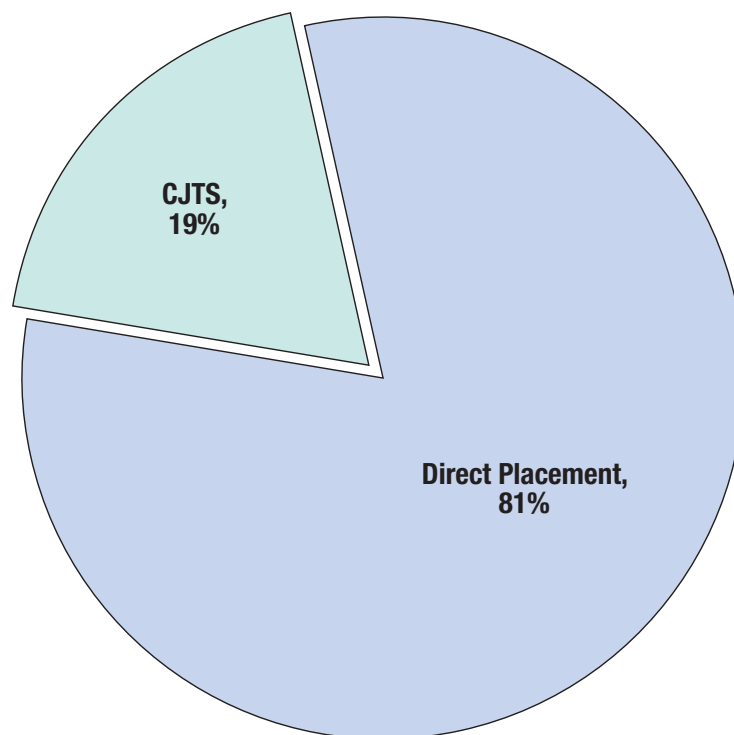
## Delinquency Dispositions in Juvenile Court 2010 DCF Commitment and Probation Rates by Juvenile Court District

(DCF Commitment and Probation Dispositions per 100 Delinquency Referrals)



## Delinquency Dispositions DCF Commitment 2010 By Type of Court Ordered Placement

Court Orders for Direct Placement and the Connecticut Juvenile Training School (CJTS) \*



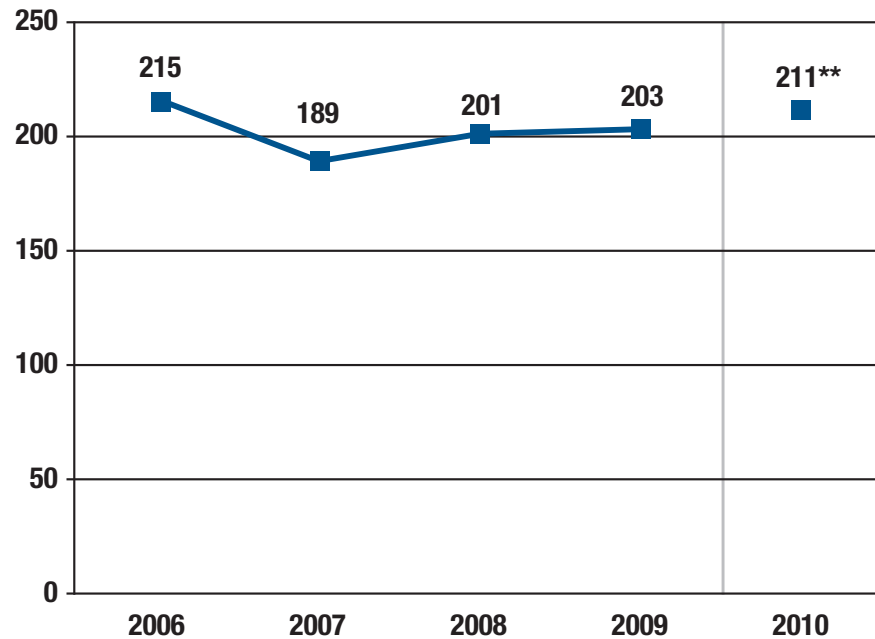
\* CJTS is the only secure juvenile correctional facility in Connecticut; serves only males. Direct placement includes all residential facilities that are not CJTS.

Source: State of Connecticut Judicial Branch, Case Management Information System (CMIS)

## Total Admissions to the Connecticut Juvenile Training School (CJTS) Trend Analysis

### Number of Admissions \*

Source: CJTS



\* Includes juveniles admitted from court or parole violation.

\*\* On January 1, 2010, Connecticut law changed adding juveniles who are charged with an offense that was committed when they were 16 years old to the jurisdiction of the juvenile court. For this reason, trend comparisons for 2006-2009 and 2010 are not appropriate.

Source: Connecticut Juvenile Training School Advisory Board Report to the Commissioner of the Department of Children and Families, 2007-2010 Reports

## Admissions to Connecticut Juvenile Training School 2010

### Age at Time of Admission

|                                   | All Admissions |             |
|-----------------------------------|----------------|-------------|
| 12 years old                      | 0              | 0%          |
| 13 years old                      | 3              | 1%          |
| 14 years old                      | 19             | 9%          |
| 15 years old                      | 43             | 20%         |
| 16 years old                      | 105            | 50%         |
| 17 years old *                    | 41             | 19%         |
| <b>Total Number of Admissions</b> | <b>211 **</b>  | <b>100%</b> |

### Race/Ethnicity ‡

|                      | Unique Individuals |             | All Admissions |             |
|----------------------|--------------------|-------------|----------------|-------------|
| Black (Non-Hispanic) | 91                 | 47%         | 100            | 47%         |
| White (Non-Hispanic) | 24                 | 12%         | 26             | 12%         |
| Hispanic             | 60                 | 31%         | 65             | 31%         |
| Other (Non-Hispanic) | 18                 | 9%          | 20             | 9%          |
| <b>Total</b>         | <b>193</b>         | <b>100%</b> | <b>211</b>     | <b>100%</b> |

\* CJTS provides services to male juveniles who committed their offense prior to age 17.

\*\* There were 211 admissions of 193 unique individuals.

‡ For more comprehensive information on race/ethnicity go to **JUST.START**.

Source: Connecticut Juvenile Training School Advisory Board, Report to the Commissioner of the Department of Children and Families, 2011 Report