

CORRECTIONAL POPULATION: UPDATE ON 2023 TRENDS



OCTOBER 26, 2023

Presented by:

Marc Pelka, Undersecretary

Kevin Neary, Research Unit Director

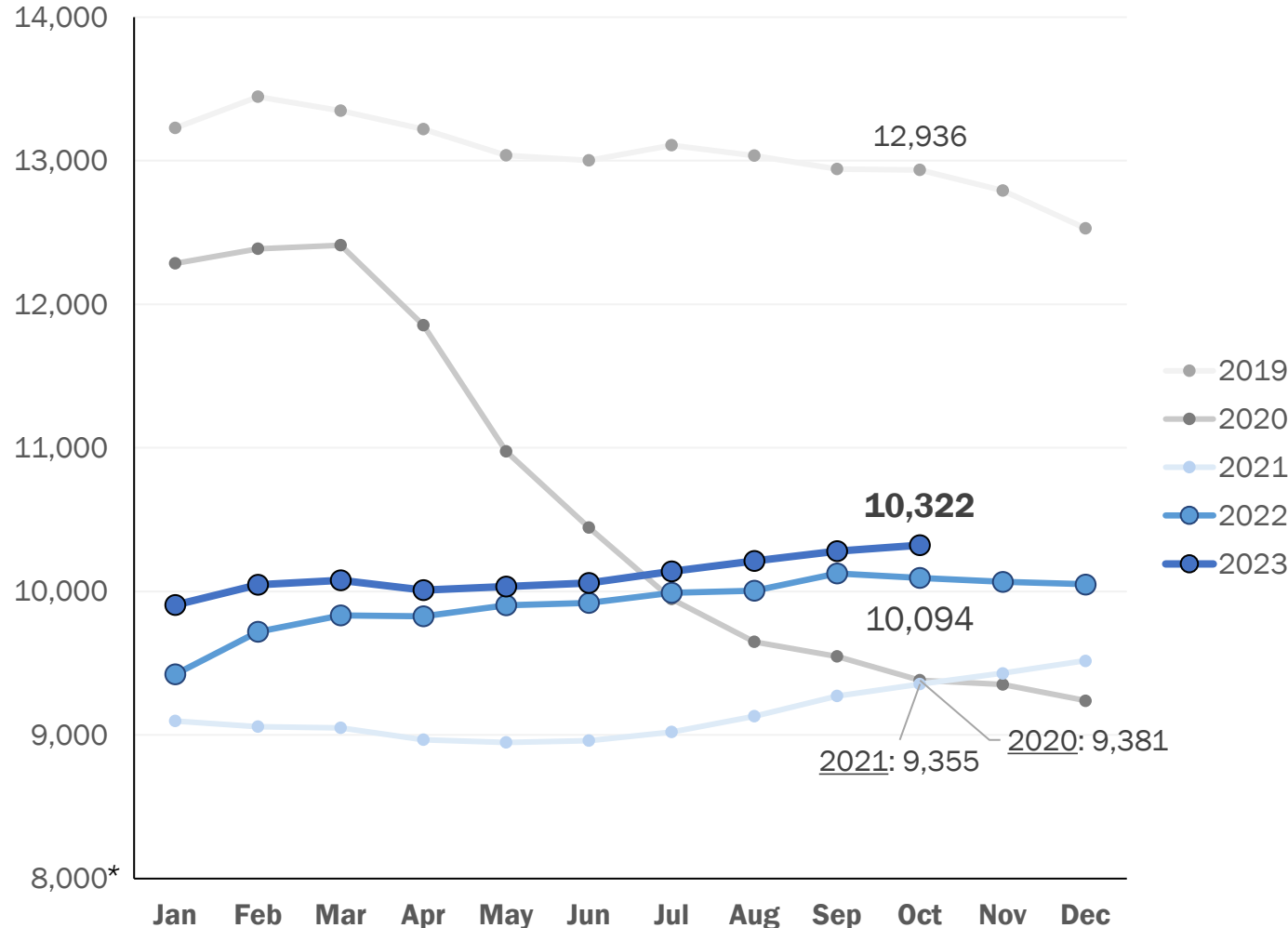
Office of Policy and Management

Criminal Justice Policy and Planning Division

Following preceding years' pandemic-related impacts, the correctional population has stabilized.

Prison Population, First-of-Month

2019, 2020, 2021, 2022, and 2023



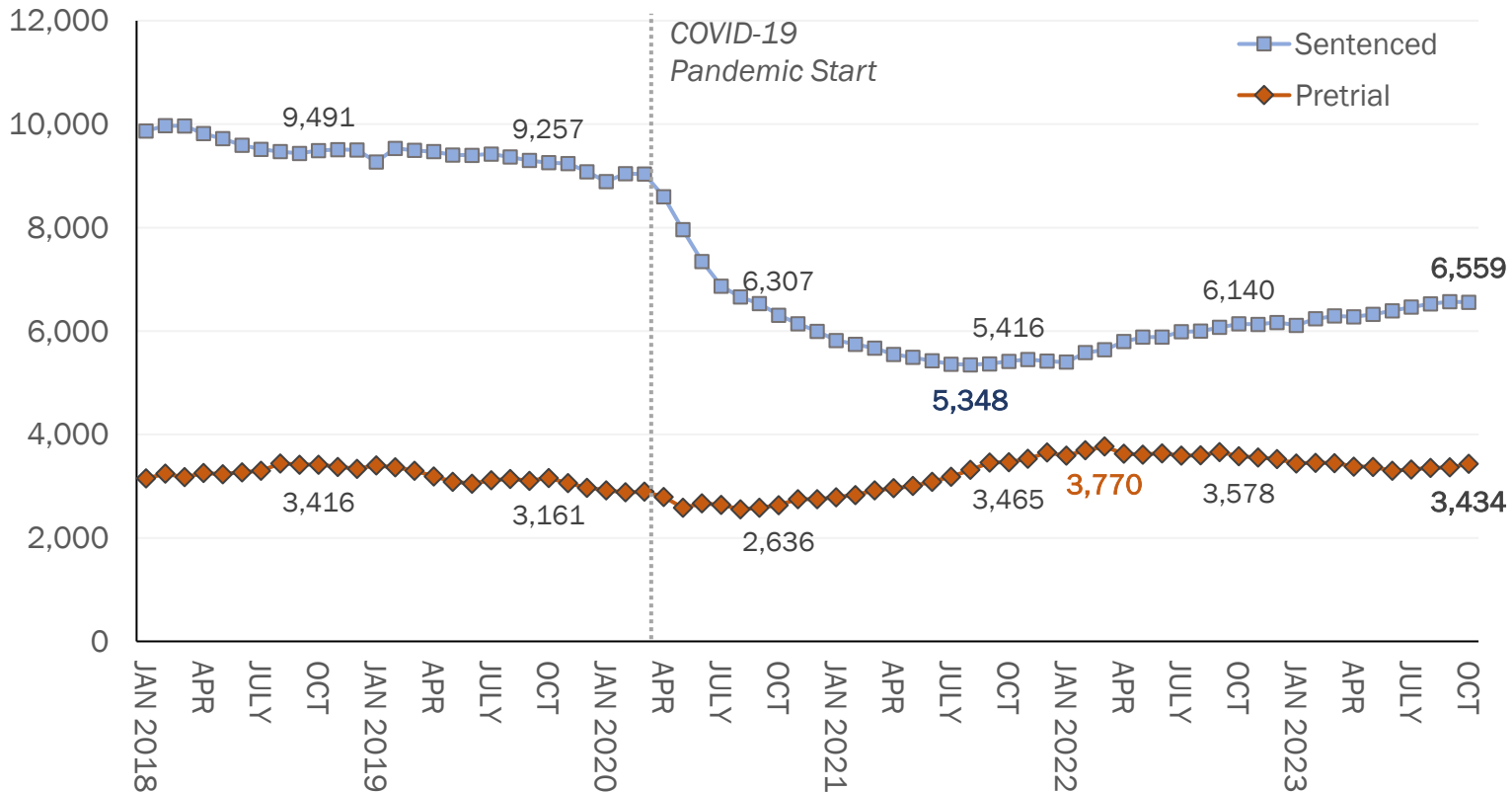
- To date, 2023 first-of-the-month DOC facility counts show only modest increases with expected seasonal fluctuation.
- The 2023 correctional population has been increasing slowly throughout summer 2023.
 - Month-to-month growth **averaging just 0.5%** since April.
- DOC Facility Pretrial and Sentenced Count As of October 1, 2023 (YTD % change)
 - Pretrial: 3,434 (-0.2%)
 - Sentenced: 6,559 (+7.3%)

* Note: To better show monthly changes, axis does not begin at 0.

Since peaking in March 2022, the DOC pretrial population has gradually regressed, currently matching pre-pandemic levels.

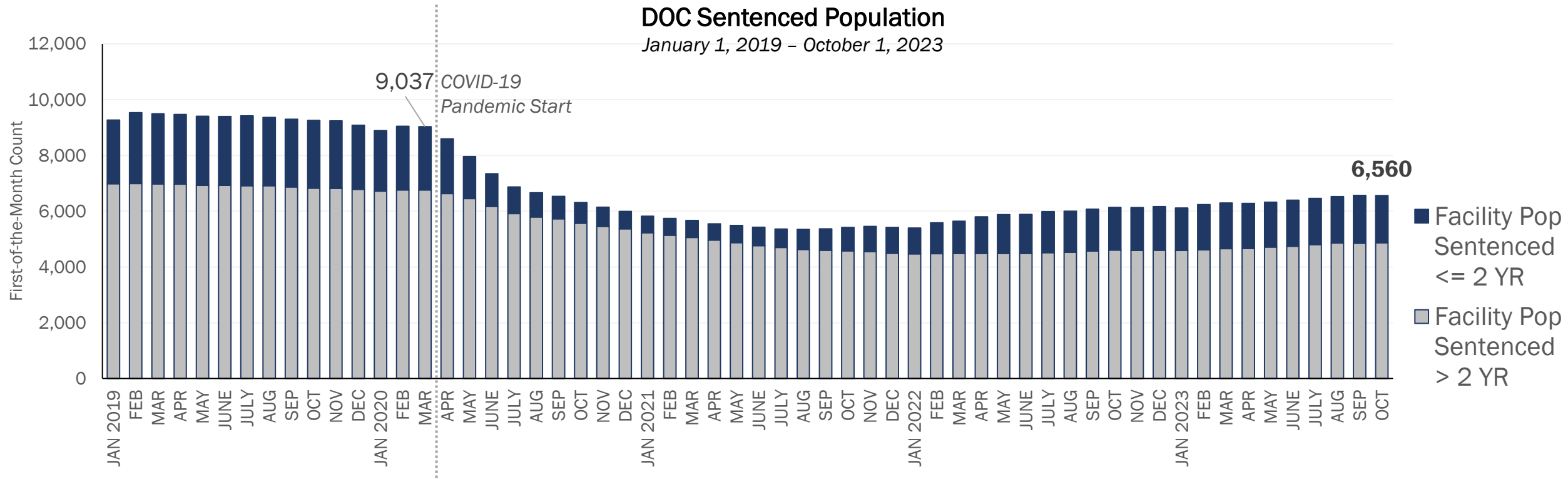
Sentenced and Pretrial DOC Facility Populations

January 1, 2018 – October 1, 2023



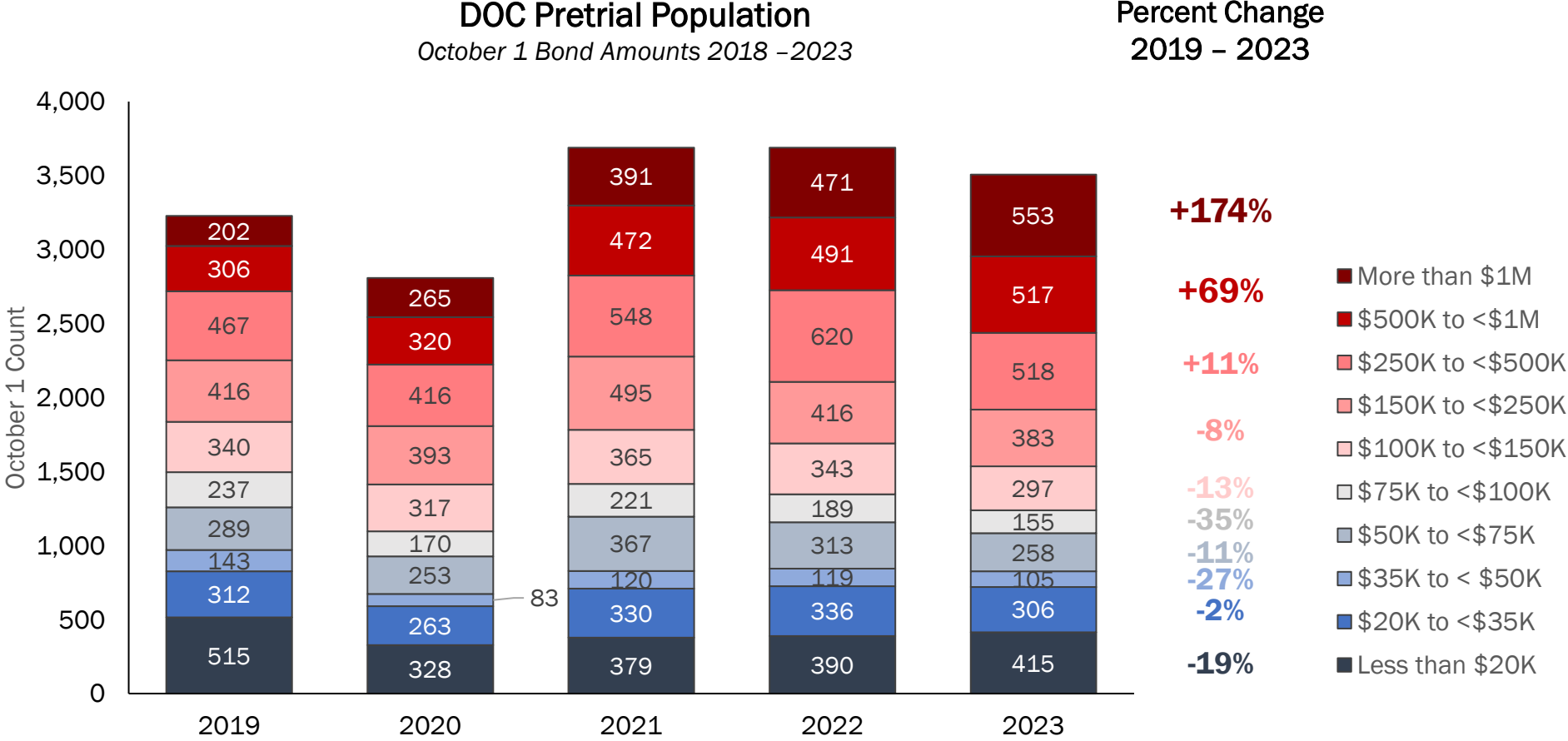
- At its peak, the pretrial population held in DOC facilities comprised 38% of the total facility population.
 - It has since fallen to 34% of the total facility population, with an October 2023 count akin to October 2018 (3,434 people).
- The sentenced population reached an historic low in August 2021. Gradual growth has followed, but counts remain below pre-pandemic levels.
 - As of October 2023, the sentenced population remains nearly 30% lower than October 2019.

Post-pandemic, the sentenced population serving two years or less rebounded more quickly than the population with longer sentences.



- Since 2022, most sentenced population growth has occurred among people sentenced *two years or less*.
 - As of October 1, 2023, the number serving sentences *two years or less* has grown **189%** (+1,107) since an April 2021 low, though **remains 25% below** than March 2020.
 - The population with sentences *longer than two years* has only **grown 9%** (+400) from its January 2022 low, still **28% below** March 2020. Changes to this population are significant, as they tend to indicate enduring DOC population impacts.

Over the last five years, the DOC pretrial population with bond amounts \$250,000 or more increased 63% while the population with lower bond amounts decreased.



- In 2023, the number of people held in the DOC with bond amounts \$500,000 or more **increased 111%** when compared to 2019.
 - These high bond individuals currently comprise 31% of the DOC pretrial population, compared to just 16% five years ago.