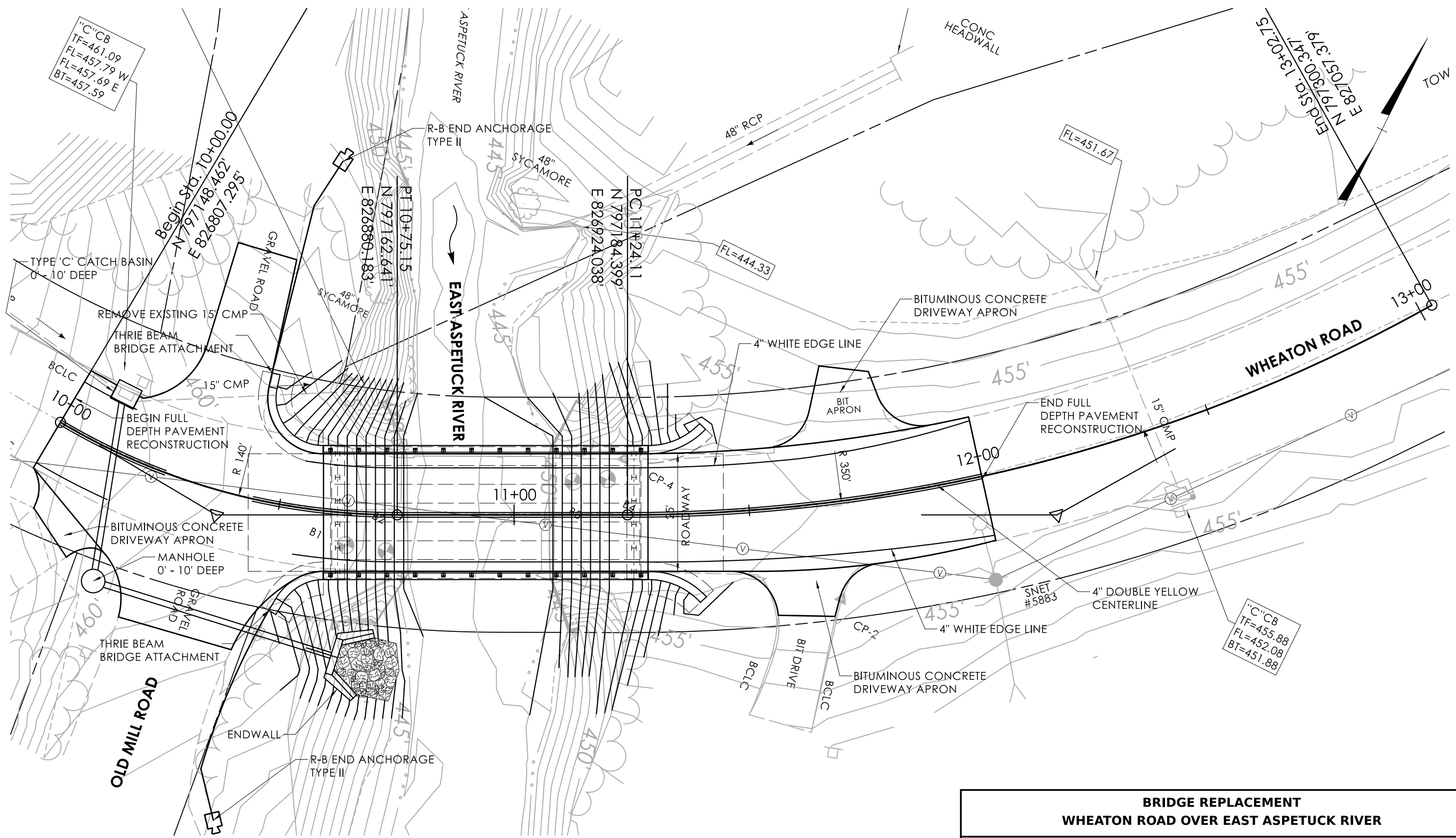


PLAN

SCALE: 1"=20'

BRIDGE REPLACEMENT WHEATON ROAD OVER EAST ASPETUCK RIVER	
EXISTING CONDITION	
CITY/TOWN: NEW MILFORD	BRIDGE NO. 05325
STATE PROJECT NO.: 0095-0260	DATE: 4/16/2024



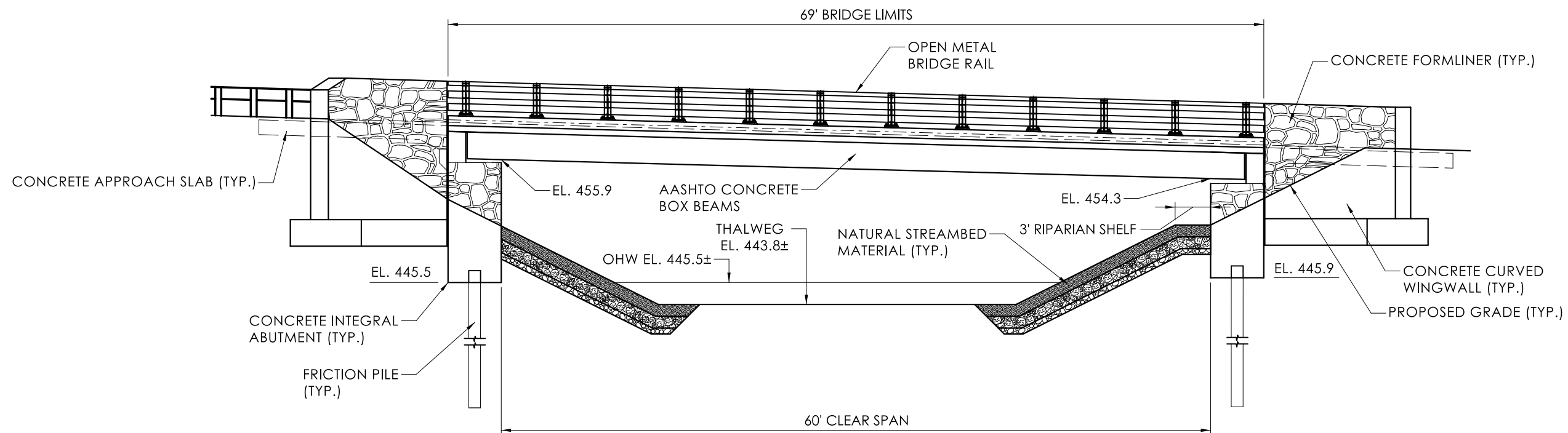
"C"CB
 TF=461.09
 FL=457.79 W
 FL=457.69 E
 BT=457.59

"C"CB
 TF=455.88
 FL=452.08
 BT=451.88

PLAN

SCALE: 1"=20'

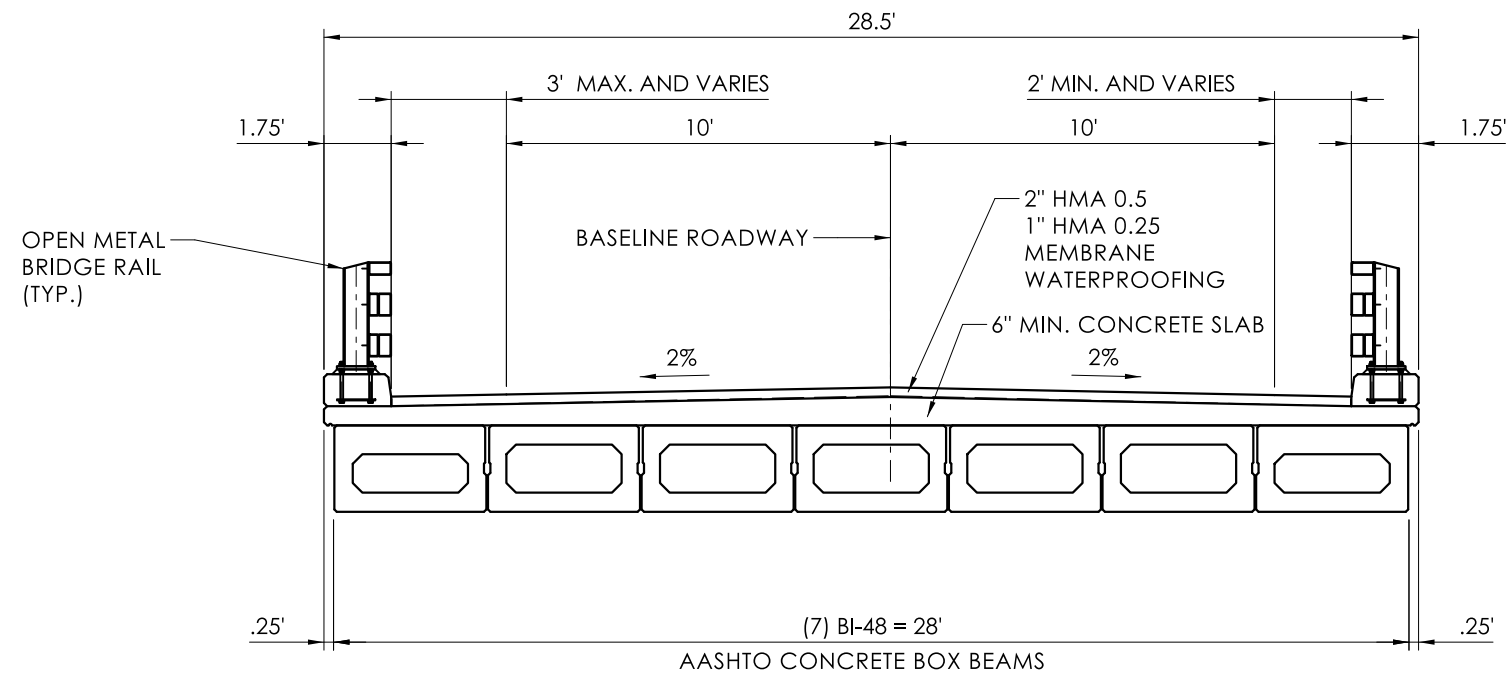
BRIDGE REPLACEMENT WHEATON ROAD OVER EAST ASPETUCK RIVER	
PROPOSED ROADWAY	
CITY/TOWN: NEW MILFORD	BRIDGE NO. 05325
STATE PROJECT NO.: 0095-0260	DATE: 4/16/2024



ELEVATION

LOOKING NORTH
SCALE: 1"=10'

BRIDGE REPLACEMENT WHEATON ROAD OVER EAST ASPETUCK RIVER	
PROPOSED ALTERNATE A	
CITY/TOWN: NEW MILFORD	BRIDGE NO. 05325
STATE PROJECT NO.: 0095-0260	DATE: 4/16/2024



TYPICAL SECTION

SCALE: 1"=5'

BRIDGE REPLACEMENT WHEATON ROAD OVER EAST ASPETUCK RIVER	
PROPOSED ALTERNATE A	
CITY/TOWN: NEW MILFORD	BRIDGE NO. 05325
STATE PROJECT NO.: 0095-0260	DATE: 5/22/2024