



Maser Consulting Connecticut
2000 Midlantic Drive, Suite 100
Mt. Laurel, NJ 08054
856.797.0412
peter.albano@colliersengineering.com

Antenna Mount Analysis Report and PMI Requirements

Mount Fix

SMART Tool Project #: 10061730
Maser Consulting Project #: 21777052A

May 4, 2021

Site Information

Site ID: 467612-VZW / MILFORD 3 CT
Site Name: Milford 3 CT
Carrier Name: Verizon Wireless
Address: 10 Bona St.
Milford, Connecticut 06461
New Haven County
Latitude: 41.220083°
Longitude: -73.077389°

Structure Information

Tower Type: Monopole
Mount Type: 12.58-Ft Platform Mount

FUZE ID # 16231891

Analysis Results

Platform Mount: 57.1% Pass

***Contractor PMI Requirements:

Included at the end of this MA report

Available & Submitted via portal at <https://pmi.vzwsmart.com>

Contractor - Please Review Specific Site PMI Requirements Upon Award

Requirements also Noted on Mount Modification Drawings

Requirements may also be Noted on A & E drawings

Report Prepared By: Frank Centone

Executive Summary:

The objective of this report is to determine the capacity of the antenna support mount at the subject facility for the final wireless telecommunications configuration, per the applicable codes and standards. Any modification listed under Sources of Information was assumed completed and was included in this analysis.

This analysis is inclusive of the mount structure only and does not address the structural capacity of the supporting structure. This mounting frame was not analyzed as an anchor attachment point for fall protection. All climbing activities are required to have a fall protection plan completed by a competent person.

Sources of Information:

Document Type	Remarks
Radio Frequency Data Sheet (RFDS)	Verizon RFDS Site ID: 674969, dated January 12, 2021
Mount Mapping Report	Level-Up Towers, Site ID: 873633, dated February 17, 2021
Mount Analysis Report	Maser Consulting Project CT #: 21777052A, Dated April 2, 2021
Mount Modification Drawings	Maser Consulting Project CT #: 21777052A, Dated May 4, 2021

Analysis Criteria:

Codes and Standards:	ANSI/TIA-222-H
Wind Parameters:	Basic Wind Speed (Ultimate 3-sec. Gust), V_{ULT} : 120 mph Ice Wind Speed (3-sec. Gust): 50 mph Design Ice Thickness: 1.00 in Risk Category: II Exposure Category: C Topographic Category: 1 Topographic Feature Considered: N/A Topographic Method: N/A Ground Elevation Factor, K_e : 0.997
Seismic Parameters:	S_s : 0.203 S_1 : 0.053
Maintenance Parameters:	Wind Speed (3-sec. Gust): 30 mph Maintenance Live Load, L_v : 250 lbs. Maintenance Live Load, L_m : 500 lbs.
Analysis Software:	RISA-3D (V17)

Final Loading Configuration:

The following equipment has been considered for the analysis of the mount:

Mount Elevation (ft)	Equipment Elevation (ft)	Quantity	Manufacturer	Model	Status
112.50	113.00	6	JMA Wireless	MX06FRO660-03	Added
		3	Samsung	MT6407-77A	
		3	Samsung	B2/B66A RRH-BR049	
		3	Samsung	B5/B13 RRH-BR04C	
		1	Raycap	RVZDC-6627-PF-48	
		6	Antel	LPA80090/4CF	Retained
		1	Raycap	RRFDC-3315-PF-48*	

* Equipment to be flush mounted directly to the Self Support. They are not mounted on MT_LO mounts and are not included in this mount analysis.

Any proposed antennas not currently installed should be mounted such that the centerline of the antennas does not exceed 6 inches vertically from the center of the antenna mount(s).

Standard Conditions:

1. All engineering services are performed on the basis that the information provided to Maser Consulting and used in this analysis is current and correct. The existing equipment loading has been applied at locations determined from the supplied documentation. Any deviation from the loading locations specified in this report shall be communicated to Maser Consulting to verify deviation will not adversely impact the analysis.
2. Mounts are assumed to have been properly fabricated, installed and maintained in good condition, twist free and plumb in accordance with its original design and manufacturer’s specifications.

Obvious safety and structural issues/deficiencies noticed at the time of the mount mapping and reported in the Mount Mapping Report are assumed to be corrected and documented as part of the PMI process and are not considered in the mount analysis.

The mount analysis and the mount mapping are not a condition assessment of the mount. Proper maintenance and condition assessments are still required post analysis.

3. For mount analyses completed from other data sources (including new replacement mounts) and not specifically mapped by Maser Consulting CT, the mounts are assumed to have been properly fabricated, installed and maintained in good condition, twist free and plumb in accordance with its original design and manufacturer’s specifications.
4. All member connections are assumed to have been designed to meet or exceed the load carrying capacity of the connected member unless otherwise specified in this report.
5. The mount was checked up to, and including, the bolts that fasten it to the mount collar/attachment and threaded rod connections in collar members if applicable. Local deformation and interaction between the mount collar/attachment and the supporting tower structure are outside the scope of this analysis.
6. All services are performed, results obtained, and recommendations made in accordance with generally accepted engineering principles and practices. Maser Consulting is not responsible for the conclusion, opinions, and recommendations made by others based on the information supplied.

7. Structural Steel Grades have been assumed as follows, if applicable, unless otherwise noted in this analysis:
- Channel, Solid Round, Angle, Plate ASTM A36 (Gr. 36)
 - HSS (Rectangular) ASTM 500 (Gr. B-46)
 - Pipe ASTM A53 (Gr. B-35)
 - Threaded Rod F1554 (Gr. 36)
 - Bolts ASTM A325

Discrepancies between in-field conditions and the assumptions listed above may render this analysis invalid unless explicitly approved by Maser Consulting Connecticut.

Analysis Results:

Component	Utilization %	Pass/Fail
Face Horizontal	11.7 %	Pass
Standoff Horizontal	38.6 %	Pass
Platform Crossmember	22.2 %	Pass
P2.5 Mount Pipe	17.6 %	Pass
Mount Pipe	30.8 %	Pass
Corner Plate	26.2 %	Pass
Grating Support	17.9 %	Pass
Cross Arm Plate	53.5 %	Pass
Support Rail	12.8 %	Pass
Support Rail Corner	21.5 %	Pass
Connection Check	57.1 %	Pass

Structure Rating – (Controlling Utilization of all Components)	57.1%
---	--------------

Recommendation:

The existing mount is **SUFFICIENT** for the final loading configuration and do not require modifications.

ANSI/ASSP rigging plan review services compliant with the requirements of ANSI/TIA 322 are available for a Construction Class IV site or other, if required. Separate review fees will apply.

Attachments:

1. Mount Photos
2. Mount Mapping Report (for reference only)
3. Analysis Calculations
- 4. Contractor Required Post Installation Inspection (PMI) Report Deliverables**
5. Antenna Placement Diagrams
6. TIA Adoption and Wind Speed Usage Letter



1	A3 Antenna cover broken and cracking at top	230
2		
3		
4		
5		
6		
7		
8		

Mapping Notes

1. Please report any visible structural or safety issues observed on the antenna mounts (Damaged members, loose connections, tilting mounts, safety climb issues, etc.)
2. If the thickness of the existing pipes or tubing can't be obtained from a general tool (such as Caliper), please use an ultrasonic measurement tool (thickness gauge) to measure the thickness.
3. Please create all required detail sketches of the mounts and insert them into the "Sketches" tab.
4. Please measure and enter the bolt sizes and types under the Members Box in the spreadsheet of the mount type.
5. Take and label the photos of the tower, mounts, connections, antennas and all measurements. Minimum 50 photos are required.
6. Please measure and report the size and length of all existing antenna mounting pipes.
7. Please measure and report the antenna information for all sectors.
8. Don't delete or rearrange any sheet or contents of any sheet from this mapping form.

Standard Conditions

1. Obvious safety and structural issues/deficiencies noticed at the time of the mount mapping are to be reported in this mapping. However, this mount mapping is not a condition assessment of the mount.



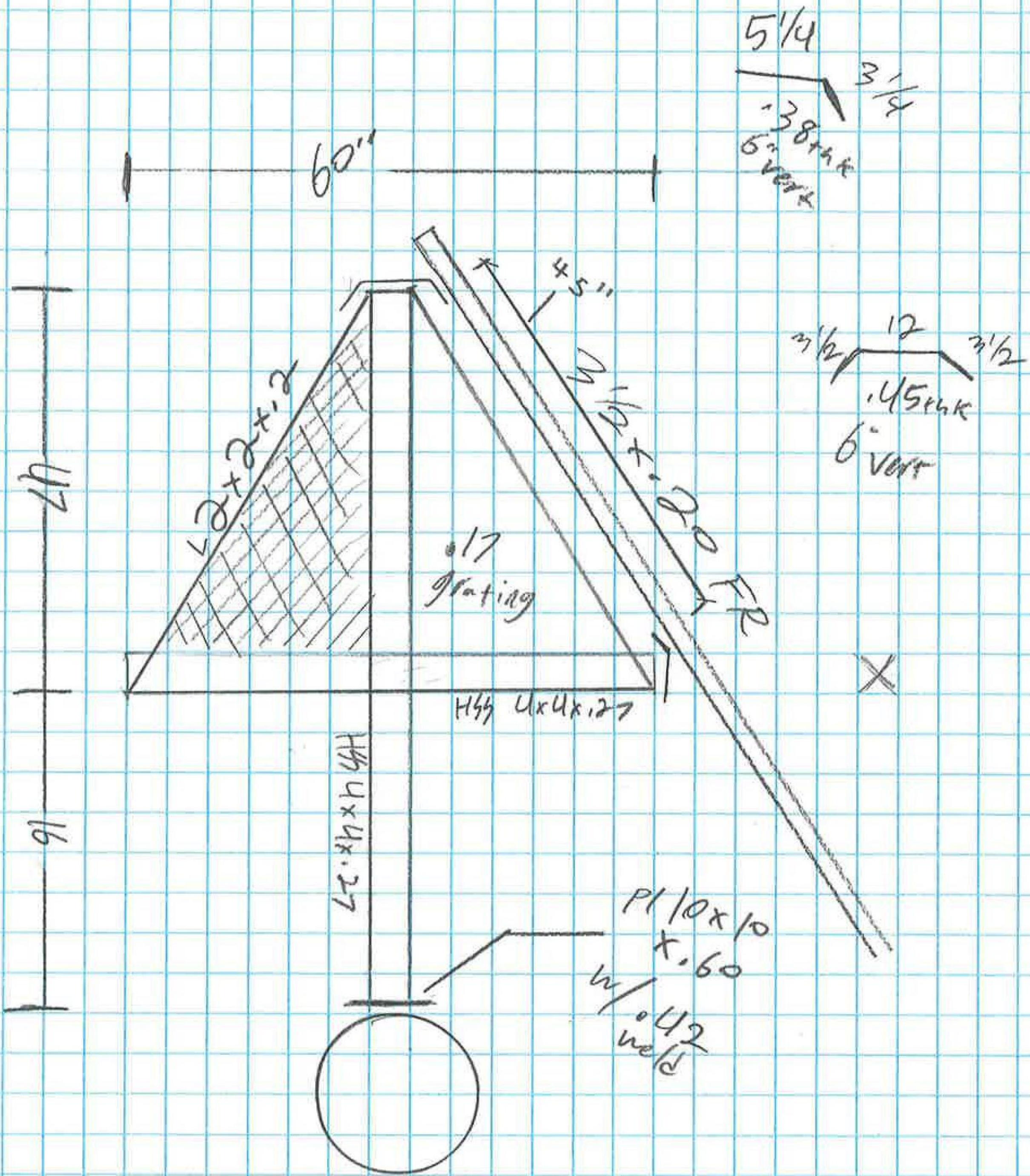
Antenna Mount Mapping Form (PATENT PENDING)

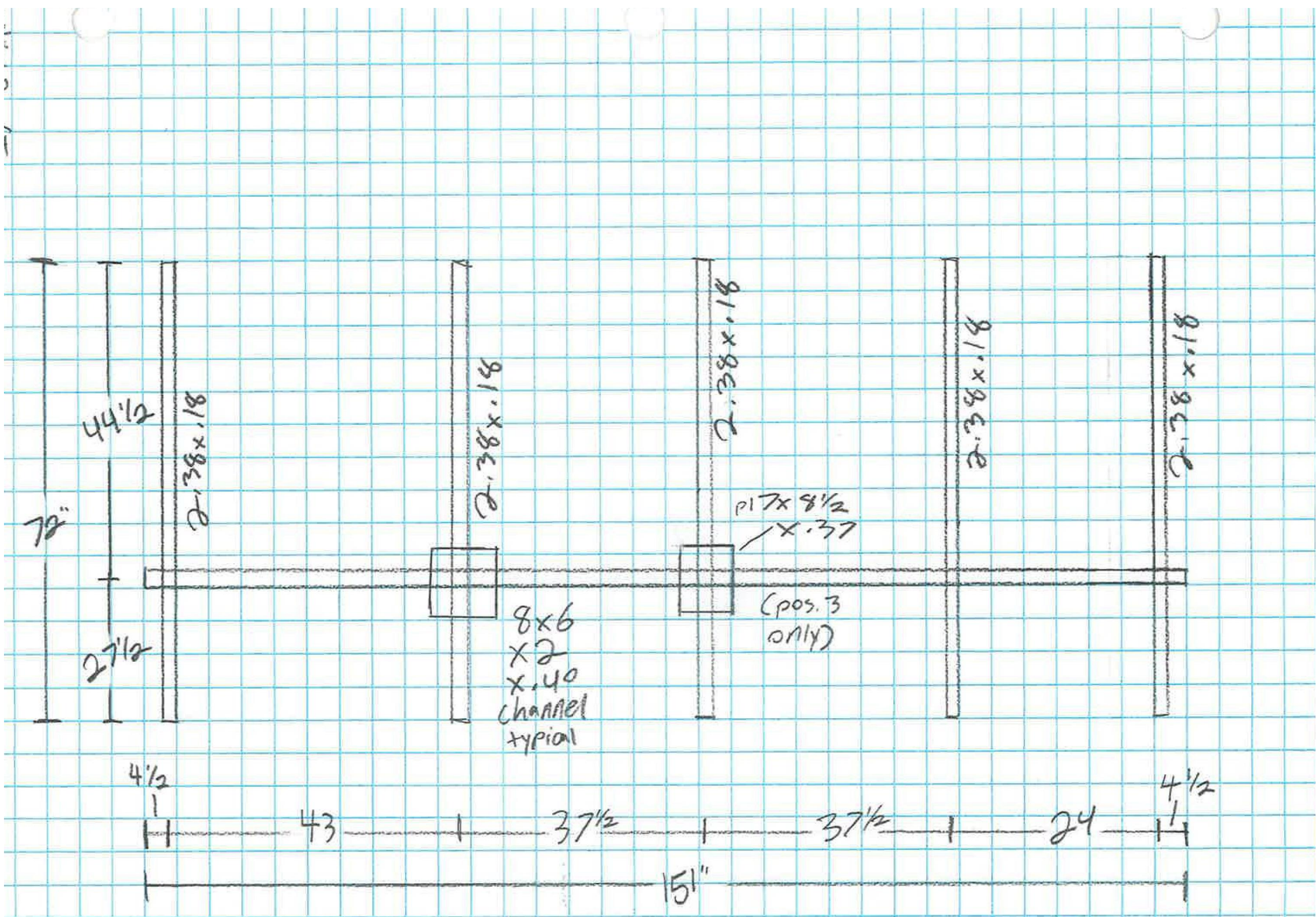
FCC #

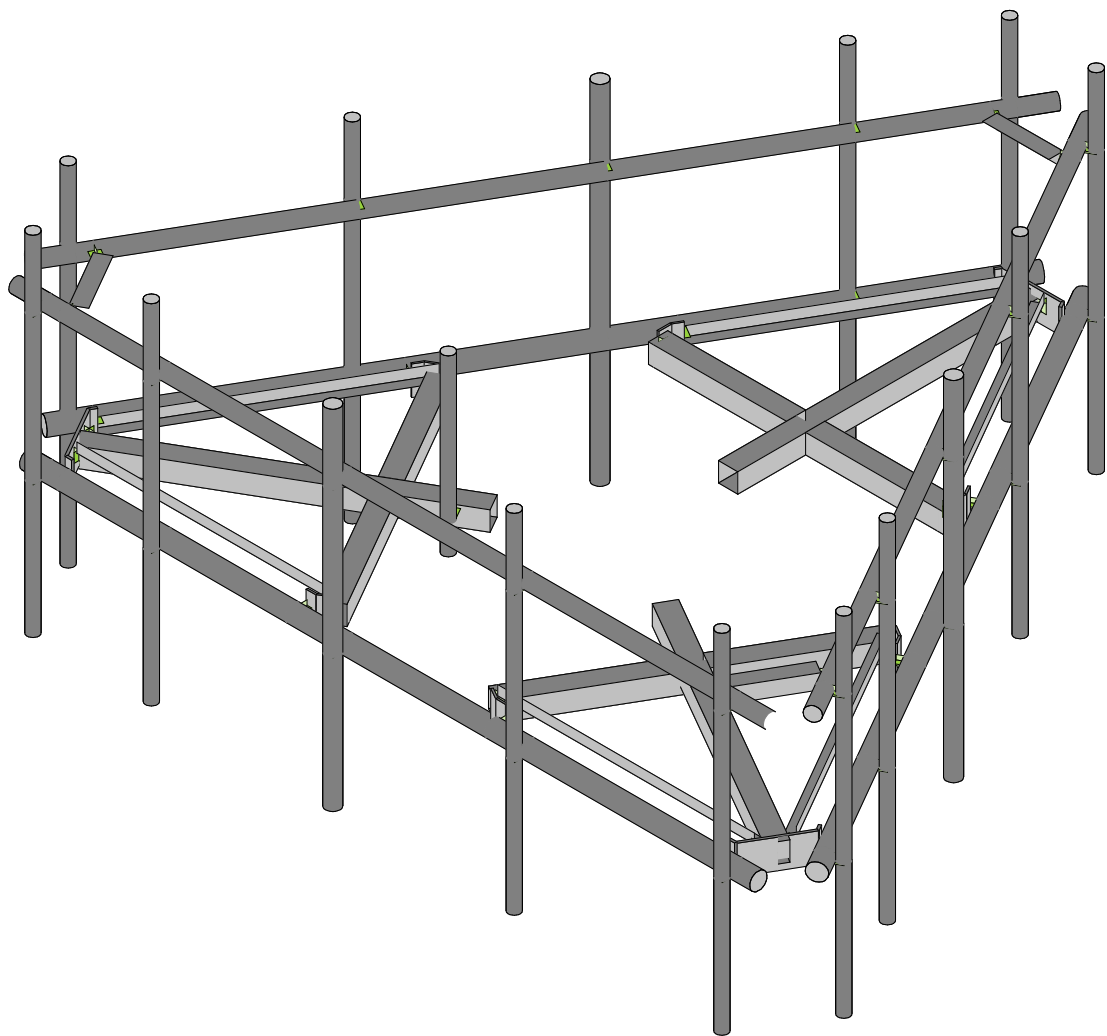
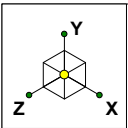
Tower Owner:	CROWN CASTLE	Mapping Date:	2.17.21
Site Name:	MILFORD 3	Tower Type:	Monopole
Site Number or ID:	873633	Tower Height (Ft.):	
Mapping Contractor:	LEVEL-UP TOWERS	Mount Elevation (Ft.):	119

This antenna mapping form is the property of TES and under **PATENT PENDING**. The formation contained herein is considered confidential in nature and is to be used only for the specific customer it was intended for. Reproduction, transmission, publication, modification or disclosure by any method is prohibited except by express written permission of TES. All means and methods are the responsibility of the contractor and the work shall be compliant with ANSI/ASSE A 10.48, OSHA, FCC, FAA and other safety requirements that may apply. TES is not warranting the usability of the safety climb as it must be assessed prior to each use in compliance with OSHA requirements.

Please Insert Sketches of the Antenna Mount



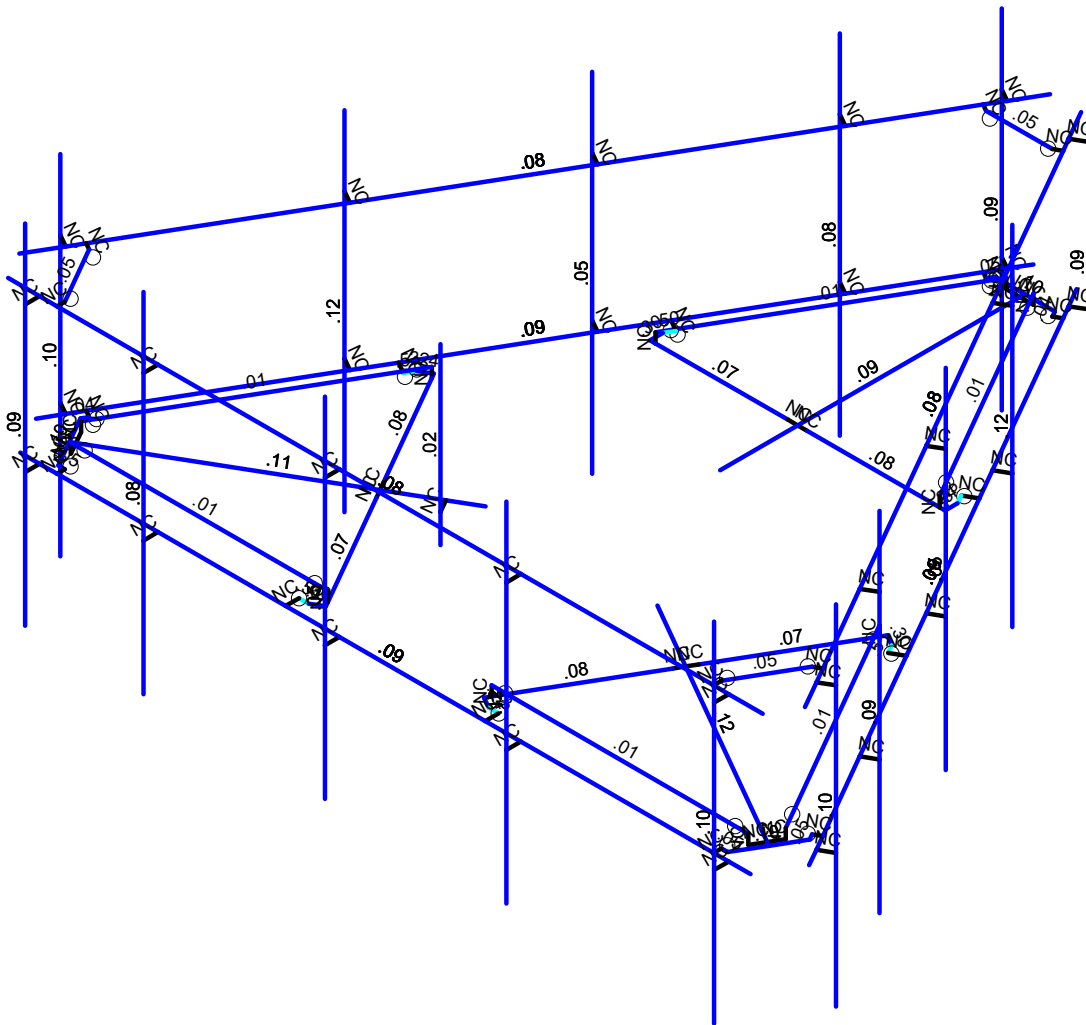
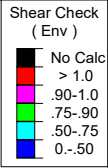
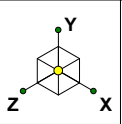




SK - 1

May 3, 2021 at 2:05 PM

467612-VZW_MT_LO_H.r3d



Member Shear Checks Displayed (Enveloped)
 Results for LC 1, 1.2D+1.0Wo (0 Deg)

		SK - 3
		May 3, 2021 at 2:05 PM
		467612-VZW_MT_LO_H.r3d

Basic Load Cases

	BLC Description	Category	X Gravity	Y Gravity	Z Gravity	Joint	Point	Distributed Area(Me...	Surface(P...
1	Antenna D	None					111		
2	Antenna Di	None					111		
3	Antenna Wo (0 Deg)	None					111		
4	Antenna Wo (30 Deg)	None					111		
5	Antenna Wo (60 Deg)	None					111		
6	Antenna Wo (90 Deg)	None					111		
7	Antenna Wo (120 Deg)	None					111		
8	Antenna Wo (150 Deg)	None					111		
9	Antenna Wo (180 Deg)	None					111		
10	Antenna Wo (210 Deg)	None					111		
11	Antenna Wo (240 Deg)	None					111		
12	Antenna Wo (270 Deg)	None					111		
13	Antenna Wo (300 Deg)	None					111		
14	Antenna Wo (330 Deg)	None					111		
15	Antenna Wi (0 Deg)	None					111		
16	Antenna Wi (30 Deg)	None					111		
17	Antenna Wi (60 Deg)	None					111		
18	Antenna Wi (90 Deg)	None					111		
19	Antenna Wi (120 Deg)	None					111		
20	Antenna Wi (150 Deg)	None					111		
21	Antenna Wi (180 Deg)	None					111		
22	Antenna Wi (210 Deg)	None					111		
23	Antenna Wi (240 Deg)	None					111		
24	Antenna Wi (270 Deg)	None					111		
25	Antenna Wi (300 Deg)	None					111		
26	Antenna Wi (330 Deg)	None					111		
27	Antenna Wm (0 Deg)	None					111		
28	Antenna Wm (30 Deg)	None					111		
29	Antenna Wm (60 Deg)	None					111		
30	Antenna Wm (90 Deg)	None					111		
31	Antenna Wm (120 Deg)	None					111		
32	Antenna Wm (150 Deg)	None					111		
33	Antenna Wm (180 Deg)	None					111		
34	Antenna Wm (210 Deg)	None					111		
35	Antenna Wm (240 Deg)	None					111		
36	Antenna Wm (270 Deg)	None					111		
37	Antenna Wm (300 Deg)	None					111		
38	Antenna Wm (330 Deg)	None					111		
39	Structure D	None		-1				61	3
40	Structure Di	None						122	3
41	Structure Wo (0 Deg)	None						122	
42	Structure Wo (30 Deg)	None						122	
43	Structure Wo (60 Deg)	None						122	
44	Structure Wo (90 Deg)	None						122	
45	Structure Wo (120 D...	None						122	
46	Structure Wo (150 D...	None						122	
47	Structure Wo (180 D...	None						122	
48	Structure Wo (210 D...	None						122	
49	Structure Wo (240 D...	None						122	
50	Structure Wo (270 D...	None						122	
51	Structure Wo (300 D...	None						122	
52	Structure Wo (330 D...	None						122	
53	Structure Wi (0 Deg)	None						122	
54	Structure Wi (30 Deg)	None						122	
55	Structure Wi (60 Deg)	None						122	
56	Structure Wi (90 Deg)	None						122	



Company :
 Designer :
 Job Number :
 Model Name :

May 3, 2021
 2:05 PM
 Checked By: _____

Basic Load Cases (Continued)

	BLC Description	Category	X Gravity	Y Gravity	Z Gravity	Joint	Point	Distributed Area(Me...	Surface(P...
57	Structure Wi (120 De..	None						122	
58	Structure Wi (150 De..	None						122	
59	Structure Wi (180 De..	None						122	
60	Structure Wi (210 De..	None						122	
61	Structure Wi (240 De..	None						122	
62	Structure Wi (270 De..	None						122	
63	Structure Wi (300 De..	None						122	
64	Structure Wi (330 De..	None						122	
65	Structure Wm (0 Deg)	None						122	
66	Structure Wm (30 De..	None						122	
67	Structure Wm (60 De..	None						122	
68	Structure Wm (90 De..	None						122	
69	Structure Wm (120 D..	None						122	
70	Structure Wm (150 D..	None						122	
71	Structure Wm (180 D..	None						122	
72	Structure Wm (210 D..	None						122	
73	Structure Wm (240 D..	None						122	
74	Structure Wm (270 D..	None						122	
75	Structure Wm (300 D..	None						122	
76	Structure Wm (330 D..	None						122	
77	Lm1	None					1		
78	Lm2	None					1		
79	Lv1	None					1		
80	Lv2	None					1		
81	BLC 39 Transient Are..	None						30	
82	BLC 40 Transient Are..	None						30	

Load Combinations

	Description	Sol..	PD..	SR..	BLC Fact..	BLC Fact..	BLC Fact..	BLC Fact..	BLC Fact..	BLC Fact..	BLC Fact..	BLC Fact..	BLC Fact..	BLC Fact..	BLC Fact..	BLC Fact..	BLC Fact..	BLC Fact..	BLC Fact..	BLC Fact..	
1	1.2D+1.0...	Yes	Y		1	1.2	39	1.2	3	1	41	1									
2	1.2D+1.0...	Yes	Y		1	1.2	39	1.2	4	1	42	1									
3	1.2D+1.0...	Yes	Y		1	1.2	39	1.2	5	1	43	1									
4	1.2D+1.0...	Yes	Y		1	1.2	39	1.2	6	1	44	1									
5	1.2D+1.0...	Yes	Y		1	1.2	39	1.2	7	1	45	1									
6	1.2D+1.0...	Yes	Y		1	1.2	39	1.2	8	1	46	1									
7	1.2D+1.0...	Yes	Y		1	1.2	39	1.2	9	1	47	1									
8	1.2D+1.0...	Yes	Y		1	1.2	39	1.2	10	1	48	1									
9	1.2D+1.0...	Yes	Y		1	1.2	39	1.2	11	1	49	1									
10	1.2D+1.0...	Yes	Y		1	1.2	39	1.2	12	1	50	1									
11	1.2D+1.0...	Yes	Y		1	1.2	39	1.2	13	1	51	1									
12	1.2D+1.0...	Yes	Y		1	1.2	39	1.2	14	1	52	1									
13	1.2D + 1.0...	Yes	Y		1	1.2	39	1.2	2	1	40	1	15	1	53	1					
14	1.2D + 1.0...	Yes	Y		1	1.2	39	1.2	2	1	40	1	16	1	54	1					
15	1.2D + 1.0...	Yes	Y		1	1.2	39	1.2	2	1	40	1	17	1	55	1					
16	1.2D + 1.0...	Yes	Y		1	1.2	39	1.2	2	1	40	1	18	1	56	1					
17	1.2D + 1.0...	Yes	Y		1	1.2	39	1.2	2	1	40	1	19	1	57	1					
18	1.2D + 1.0...	Yes	Y		1	1.2	39	1.2	2	1	40	1	20	1	58	1					
19	1.2D + 1.0...	Yes	Y		1	1.2	39	1.2	2	1	40	1	21	1	59	1					
20	1.2D + 1.0...	Yes	Y		1	1.2	39	1.2	2	1	40	1	22	1	60	1					
21	1.2D + 1.0...	Yes	Y		1	1.2	39	1.2	2	1	40	1	23	1	61	1					
22	1.2D + 1.0...	Yes	Y		1	1.2	39	1.2	2	1	40	1	24	1	62	1					
23	1.2D + 1.0...	Yes	Y		1	1.2	39	1.2	2	1	40	1	25	1	63	1					
24	1.2D + 1.0...	Yes	Y		1	1.2	39	1.2	2	1	40	1	26	1	64	1					
25	1.2D + 1.5...	Yes	Y		1	1.2	39	1.2	77	1.5	27	1	65	1							
26	1.2D + 1.5...	Yes	Y		1	1.2	39	1.2	77	1.5	28	1	66	1							



Company :
 Designer :
 Job Number :
 Model Name :

May 3, 2021
 2:05 PM
 Checked By: _____

Load Combinations (Continued)

Description	Sol.	PD	SR	BLC Fact.	BLC Fact.	BLC Fact.	BLC Fact.	BLC Fact.	BLC Fact.	BLC Fact.	BLC Fact.	BLC Fact.	BLC Fact.
27	1.2D + 1.5..	Yes	Y	1	1.2	39	1.2	77	1.5	29	1	67	1
28	1.2D + 1.5..	Yes	Y	1	1.2	39	1.2	77	1.5	30	1	68	1
29	1.2D + 1.5..	Yes	Y	1	1.2	39	1.2	77	1.5	31	1	69	1
30	1.2D + 1.5..	Yes	Y	1	1.2	39	1.2	77	1.5	32	1	70	1
31	1.2D + 1.5..	Yes	Y	1	1.2	39	1.2	77	1.5	33	1	71	1
32	1.2D + 1.5..	Yes	Y	1	1.2	39	1.2	77	1.5	34	1	72	1
33	1.2D + 1.5..	Yes	Y	1	1.2	39	1.2	77	1.5	35	1	73	1
34	1.2D + 1.5..	Yes	Y	1	1.2	39	1.2	77	1.5	36	1	74	1
35	1.2D + 1.5..	Yes	Y	1	1.2	39	1.2	77	1.5	37	1	75	1
36	1.2D + 1.5..	Yes	Y	1	1.2	39	1.2	77	1.5	38	1	76	1
37	1.2D + 1.5..	Yes	Y	1	1.2	39	1.2	78	1.5	27	1	65	1
38	1.2D + 1.5..	Yes	Y	1	1.2	39	1.2	78	1.5	28	1	66	1
39	1.2D + 1.5..	Yes	Y	1	1.2	39	1.2	78	1.5	29	1	67	1
40	1.2D + 1.5..	Yes	Y	1	1.2	39	1.2	78	1.5	30	1	68	1
41	1.2D + 1.5..	Yes	Y	1	1.2	39	1.2	78	1.5	31	1	69	1
42	1.2D + 1.5..	Yes	Y	1	1.2	39	1.2	78	1.5	32	1	70	1
43	1.2D + 1.5..	Yes	Y	1	1.2	39	1.2	78	1.5	33	1	71	1
44	1.2D + 1.5..	Yes	Y	1	1.2	39	1.2	78	1.5	34	1	72	1
45	1.2D + 1.5..	Yes	Y	1	1.2	39	1.2	78	1.5	35	1	73	1
46	1.2D + 1.5..	Yes	Y	1	1.2	39	1.2	78	1.5	36	1	74	1
47	1.2D + 1.5..	Yes	Y	1	1.2	39	1.2	78	1.5	37	1	75	1
48	1.2D + 1.5..	Yes	Y	1	1.2	39	1.2	78	1.5	38	1	76	1
49	1.2D + 1.5..	Yes	Y	1	1.2	39	1.2	79	1.5				
50	1.2D + 1.5..	Yes	Y	1	1.2	39	1.2	80	1.5				
51	1.4D	Yes	Y	1	1.4	39	1.4						
52	Seismic M...		Y	1	1	39	1						
53	1.2D + 1.0..		Y	1	1.2	39	1.2	SX		SY	1	SZ	-1
54	1.2D + 1.0..		Y	1	1.2	39	1.2	SX	.5	SY	1	SZ	-.866
55	1.2D + 1.0..		Y	1	1.2	39	1.2	SX	.866	SY	1	SZ	-.5
56	1.2D + 1.0..		Y	1	1.2	39	1.2	SX	1	SY	1	SZ	
57	1.2D + 1.0..		Y	1	1.2	39	1.2	SX	.866	SY	1	SZ	.5
58	1.2D + 1.0..		Y	1	1.2	39	1.2	SX	.5	SY	1	SZ	.866
59	1.2D + 1.0..		Y	1	1.2	39	1.2	SX		SY	1	SZ	1
60	1.2D + 1.0..		Y	1	1.2	39	1.2	SX	-.5	SY	1	SZ	.866
61	1.2D + 1.0..		Y	1	1.2	39	1.2	SX	-.866	SY	1	SZ	.5
62	1.2D + 1.0..		Y	1	1.2	39	1.2	SX	-1	SY	1	SZ	
63	1.2D + 1.0..		Y	1	1.2	39	1.2	SX	-.866	SY	1	SZ	-.5
64	1.2D + 1.0..		Y	1	1.2	39	1.2	SX	-.5	SY	1	SZ	-.866

Joint Coordinates and Temperatures

	Label	X [ft]	Y [ft]	Z [ft]	Temp [F]	Detach From Diap...
1	N1	6.291667	-3.5	4.060523	0	
2	N2	-6.291667	-3.5	4.060523	0	
3	N3	-0.	-3.5	-1.708333	0	
4	N5	-2.541667	-3.5	-3.041667	0	
5	N8	5.916667	-3.5	4.060523	0	
6	N9	5.916667	-3.5	4.310523	0	
7	N10	-3.916667	-3.5	4.060523	0	
8	N11	-3.916667	-3.5	4.310523	0	
9	N12	2.333333	-3.5	4.060523	0	
10	N13	2.333333	-3.5	4.310523	0	
11	N14	-0.791667	-3.5	4.060523	0	
12	N15	-0.791667	-3.5	4.310523	0	
13	N16	-0.791667	-5.791667	4.310523	0	
14	N17	-0.791667	0.208333	4.310523	0	



Company :
 Designer :
 Job Number :
 Model Name :

May 3, 2021
 2:05 PM
 Checked By: _____

Joint Coordinates and Temperatures (Continued)

	Label	X [ft]	Y [ft]	Z [ft]	Temp [F]	Detach From Diap...
15	N18	-3.916667	-5.791667	4.310523	0	
16	N19	-3.916667	0.208333	4.310523	0	
17	N20	2.333333	-5.791667	4.310523	0	
18	N21	2.333333	0.208333	4.310523	0	
19	N22	5.916667	-5.791667	4.310523	0	
20	N23	5.916667	0.208333	4.310523	0	
21	N24	-0.	-3.5	-3.041667	0	
22	N27	-0.	-3.5	-6.958333	0	
23	CP	0	-3.5	0	0	
24	N101	2.541667	-3.5	-3.041667	0	
25	N102	-0.166667	-3.5	-3.041667	0	
26	N103A	0.166667	-3.5	-3.041667	0	
27	N104A	-2.541667	-3.5	-3.260417	0	
28	N105	2.541667	-3.5	-3.260417	0	
29	N131	2.458333	-3.5	-3.404754	0	
30	N135	0.571615	-3.5	-6.861357	0	
31	N144	-2.458333	-3.5	-3.404754	0	
32	N148	-0.571615	-3.5	-6.861357	0	
33	N86A	2.656798	-3.5	-3.519338	0	
34	N86B	-2.656798	-3.5	-3.519338	0	
35	N86C	-0.515625	-3.5	-6.958333	0	
36	N87A	0.515625	-3.5	-6.958333	0	
37	N86D	0.688365	-3.5	-6.928763	0	
38	N86E	-0.688365	-3.5	-6.928763	0	
39	N88A	-0.	-3.5	-6.875	0	
40	N87C	0.234238	-3.333333	-6.875	0	
41	N86G	0.234238	-3.5	-6.875	0	
42	N87B	-0.234238	-3.333333	-6.875	0	
43	N88C	-0.234238	-3.5	-6.875	0	
44	N140A	-1.95	-3.25	4.310523	0	
45	N91	2.447414	-3.333333	-3.041667	0	
46	N92	-2.447414	-3.333333	-3.041667	0	
47	N90	-2.447414	-3.5	-3.041667	0	
48	N89	2.447414	-3.5	-3.041667	0	
49	N53A	-1.47946	-3.5	0.854167	0	
50	N54	-1.363327	-3.5	3.721981	0	
51	N55	-2.634161	-3.5	1.520833	0	
52	N56	-6.026093	-3.5	3.479167	0	
53	N58	-3.904994	-3.5	-0.680315	0	
54	N59	-2.550827	-3.5	1.665171	0	
55	N60	-2.717494	-3.5	1.376496	0	
56	N61	-1.55277	-3.5	3.831356	0	
57	N62	-4.094437	-3.5	-0.57094	0	
58	N63	-4.17777	-3.5	-0.426602	0	
59	N64	-6.227916	-3.5	2.935646	0	
60	N65	-1.719437	-3.5	3.831356	0	
61	N66	-5.656302	-3.5	3.925711	0	
62	N67	-4.376235	-3.5	-0.541185	0	
63	N68	-1.719437	-3.5	4.060523	0	
64	N69	-5.768281	-3.5	3.925711	0	
65	N70	-6.283906	-3.5	3.032622	0	
66	N71	-6.344667	-3.5	2.868239	0	
67	N72	-5.656302	-3.5	4.060523	0	
68	N73	-5.953925	-3.5	3.4375	0	
69	N74	-6.071043	-3.333333	3.234644	0	
70	N75	-6.071043	-3.5	3.234644	0	
71	N76	-5.836806	-3.333333	3.640356	0	



Company :
 Designer :
 Job Number :
 Model Name :

May 3, 2021
 2:05 PM
 Checked By: _____

Joint Coordinates and Temperatures (Continued)

	Label	X [ft]	Y [ft]	Z [ft]	Temp [F]	Detach From Diap...
72	N77	-5.836806	-3.5	3.640356	0	
73	N78	-3.857867	-3.333333	-0.598689	0	
74	N79	-1.410454	-3.333333	3.640356	0	
75	N80	-1.410454	-3.5	3.640356	0	
76	N81	-3.857867	-3.5	-0.598689	0	
77	N82	1.47946	-3.5	0.854167	0	
78	N83	3.904994	-3.5	-0.680315	0	
79	N84	2.634161	-3.5	1.520833	0	
80	N85	6.026093	-3.5	3.479167	0	
81	N87	1.363327	-3.5	3.721981	0	
82	N88	2.717494	-3.5	1.376496	0	
83	N89A	2.550827	-3.5	1.665171	0	
84	N90A	4.094437	-3.5	-0.57094	0	
85	N91A	1.55277	-3.5	3.831356	0	
86	N92A	1.719437	-3.5	3.831356	0	
87	N93	5.656302	-3.5	3.925711	0	
88	N94	4.17777	-3.5	-0.426602	0	
89	N95	6.227916	-3.5	2.935646	0	
90	N96	1.719437	-3.5	4.060523	0	
91	N97	4.376235	-3.5	-0.541186	0	
92	N98	6.283906	-3.5	3.032622	0	
93	N99	5.768281	-3.5	3.925711	0	
94	N100	5.656302	-3.5	4.060523	0	
95	N101A	6.344667	-3.5	2.868239	0	
96	N102A	5.953925	-3.5	3.4375	0	
97	N103	5.836806	-3.333333	3.640356	0	
98	N104	5.836806	-3.5	3.640356	0	
99	N105A	6.071043	-3.333333	3.234644	0	
100	N106	6.071043	-3.5	3.234644	0	
101	N107	1.410454	-3.333333	3.640356	0	
102	N108	3.857867	-3.333333	-0.598689	0	
103	N109	3.857867	-3.5	-0.598689	0	
104	N110	1.410454	-3.5	3.640356	0	
105	N105B	0.370683	-3.5	-7.479005	0	
106	N106A	6.66235	-3.5	3.418482	0	
107	N108A	-6.66235	-3.5	3.418482	0	
108	N109A	-0.370683	-3.5	-7.479005	0	
109	N109B	-5.958333	-3.5	4.060523	0	
110	N110A	-5.958333	-3.5	4.310523	0	
111	N111	-5.958333	-5.791667	4.310523	0	
112	N112	-5.958333	0.208333	4.310523	0	
113	N113	0.558183	-3.5	-7.154245	0	
114	N114	0.774689	-3.5	-7.279245	0	
115	N115	5.47485	-3.5	1.361671	0	
116	N116	5.691356	-3.5	1.236671	0	
117	N117	2.34985	-3.5	-4.050988	0	
118	N118	2.566356	-3.5	-4.175988	0	
119	N119	3.91235	-3.5	-1.344658	0	
120	N120	4.128856	-3.5	-1.469658	0	
121	N121	4.128856	-5.791667	-1.469658	0	
122	N122	4.128856	0.208333	-1.469658	0	
123	N123	5.691356	-5.791667	1.236671	0	
124	N124	5.691356	0.208333	1.236671	0	
125	N125	2.566356	-5.791667	-4.175988	0	
126	N126	2.566356	0.208333	-4.175988	0	
127	N127	0.774689	-5.791667	-7.279245	0	
128	N128	0.774689	0.208333	-7.279245	0	



Company :
 Designer :
 Job Number :
 Model Name :

May 3, 2021
 2:05 PM
 Checked By: _____

Joint Coordinates and Temperatures (Continued)

	Label	X [ft]	Y [ft]	Z [ft]	Temp [F]	Detach From Diap...
129	N130	6.495683	-3.5	3.129806	0	
130	N131A	6.712189	-3.5	3.004806	0	
131	N132	6.712189	-5.791667	3.004806	0	
132	N133	6.712189	0.208333	3.004806	0	
133	N134	-6.47485	-3.5	3.093722	0	
134	N135A	-6.691356	-3.5	2.968722	0	
135	N136	-1.558183	-3.5	-5.422194	0	
136	N137	-1.774689	-3.5	-5.547194	0	
137	N138	-4.683183	-3.5	-0.009536	0	
138	N139	-4.899689	-3.5	-0.134536	0	
139	N140	-3.120683	-3.5	-2.715865	0	
140	N141	-3.337189	-3.5	-2.840865	0	
141	N142	-3.337189	-5.791667	-2.840865	0	
142	N143	-3.337189	0.208333	-2.840865	0	
143	N144A	-1.774689	-5.791667	-5.547194	0	
144	N145	-1.774689	0.208333	-5.547194	0	
145	N146	-4.899689	-5.791667	-0.134536	0	
146	N147	-4.899689	0.208333	-0.134536	0	
147	N148A	-6.691356	-5.791667	2.968722	0	
148	N149	-6.691356	0.208333	2.968722	0	
149	N151	-0.53735	-3.5	-7.19033	0	
150	N152	-0.753856	-3.5	-7.31533	0	
151	N153	-0.753856	-5.791667	-7.31533	0	
152	N154	-0.753856	0.208333	-7.31533	0	
153	N153A	-1.912473	-3.5	1.104167	0	
154	N154A	-1.787473	-3.5	1.320673	0	
155	N155	-1.787473	-4	1.320673	0	
156	N156	-1.787473	-1	1.320673	0	
157	N157	6.5	-1	4.060523	0	
158	N158	-6.5	-1	4.060523	0	
159	N159	0.571615	-1	-6.861357	0	
160	N160	-0.571615	-1	-6.861357	0	
161	N161	0.688365	-1	-6.928763	0	
162	N162	-0.688365	-1	-6.928763	0	
163	N163	-6.227916	-1	2.935646	0	
164	N164	-5.656302	-1	3.925711	0	
165	N165	-6.344667	-1	2.868239	0	
166	N166	-5.656302	-1	4.060523	0	
167	N167	5.656302	-1	3.925711	0	
168	N168	6.227916	-1	2.935646	0	
169	N169	5.656302	-1	4.060523	0	
170	N170	6.344667	-1	2.868239	0	
171	N175	5.916667	-1	4.060523	0	
172	N176	5.916667	-1	4.310523	0	
173	N177	-3.916667	-1	4.060523	0	
174	N178	-3.916667	-1	4.310523	0	
175	N179	2.333333	-1	4.060523	0	
176	N180	2.333333	-1	4.310523	0	
177	N181	-0.791667	-1	4.060523	0	
178	N182	-0.791667	-1	4.310523	0	
179	N183	-5.958333	-1	4.060523	0	
180	N184	-5.958333	-1	4.310523	0	
181	N185	0.558183	-1	-7.154245	0	
182	N186	0.774689	-1	-7.279245	0	
183	N187	5.47485	-1	1.361671	0	
184	N188	5.691356	-1	1.236671	0	
185	N189	2.34985	-1	-4.050988	0	



Company :
 Designer :
 Job Number :
 Model Name :

May 3, 2021
 2:05 PM
 Checked By: _____

Joint Coordinates and Temperatures (Continued)

	Label	X [ft]	Y [ft]	Z [ft]	Temp [F]	Detach From Diap...
186	N190	2.566356	-1	-4.175988	0	
187	N191	3.91235	-1	-1.344658	0	
188	N192	4.128856	-1	-1.469658	0	
189	N193	6.495683	-1	3.129806	0	
190	N194	6.712189	-1	3.004806	0	
191	N195	-6.47485	-1	3.093722	0	
192	N196	-6.691356	-1	2.968722	0	
193	N197	-1.558183	-1	-5.422194	0	
194	N198	-1.774689	-1	-5.547194	0	
195	N199	-4.683183	-1	-0.009536	0	
196	N200	-4.899689	-1	-0.134536	0	
197	N201	-3.120683	-1	-2.715865	0	
198	N202	-3.337189	-1	-2.840865	0	
199	N203	-0.53735	-1	-7.19033	0	
200	N204	-0.753856	-1	-7.31533	0	
201	N202A	0.266516	-1	-7.659427	0	
202	N203A	6.766516	-1	3.598903	0	
203	N205	-6.766516	-1	3.598903	0	
204	N206	-0.266516	-1	-7.659427	0	

Hot Rolled Steel Section Sets

	Label	Shape	Type	Design List	Material	Design R...	A [in2]	Iyy [in4]	Izz [in4]	J [in4]
1	Face Horizontal	PIPE_3.0	Beam	Pipe	Q235	Typical	2.07	2.85	2.85	5.69
2	Standoff Horizontal	HSS4X4X4	Beam	SquareTube	Q235	Typical	3.37	7.8	7.8	12.8
3	Corner Plate	PL1/2x6	Beam	RECT	A36 Gr.36	Typical	3	.063	9	.237
4	Platform Crossmember	HSS4X4X4	Beam	SquareTube	Q235	Typical	3.37	7.8	7.8	12.8
5	Grating Support	L2x2x3	Beam	Single Angle	Q235	Typical	.722	.271	.271	.009
6	Mount Pipe	PIPE_2.0	Column	Pipe	A53 Gr.B	Typical	1.02	.627	.627	1.25
7	Cross Arm Plate	PL3/8x6	Column	RECT	Q235	Typical	2.25	.026	6.75	.101
8	P2.5 Mount Pipe	PIPE_2.5	Column	Pipe	A53 Gr.B	Typical	1.61	1.45	1.45	2.89
9	Support Rail	PIPE_2.5	Beam	Wide Flange	A53 Gr.B	Typical	1.61	1.45	1.45	2.89
10	Support Rail Conner	L3X3X4	Beam	Single Angle	A36 Gr.36	Typical	1.44	1.23	1.23	.031

Hot Rolled Steel Properties

	Label	E [ksi]	G [ksi]	Nu	Therm (/1E...Density[k/ft...	Yield[ksi]	Ry	Fu[ksi]	Rt	
1	A992	29000	11154	.3	.65	.49	50	1.1	65	1.1
2	A36 Gr.36	29000	11154	.3	.65	.49	36	1.5	58	1.2
3	A572 Gr.50	29000	11154	.3	.65	.49	50	1.1	65	1.1
4	A500 Gr.B RND	29000	11154	.3	.65	.527	42	1.4	58	1.3
5	A500 Gr.B Rect	29000	11154	.3	.65	.527	46	1.4	58	1.3
6	A53 Gr.B	29000	11154	.3	.65	.49	35	1.6	60	1.2
7	A1085	29000	11154	.3	.65	.49	50	1.4	65	1.3
8	Q235	29000	11154	.3	.65	.49	35	1.5	58	1.2

Member Primary Data

	Label	I Joint	J Joint	K Joint	Rotate(deg)	Section/Shape	Type	Design List	Material	Design Rules
1	M1	N1	N2			Face Horizontal	Beam	Pipe	Q235	Typical
2	M4	N3	N27			Standoff Horiz...	Beam	SquareTube	Q235	Typical
3	M10	N101	N103A			Platform Cross...	Beam	SquareTube	Q235	Typical
4	M19	N8	N9			RIGID	None	None	RIGID	Typical
5	M20	N10	N11			RIGID	None	None	RIGID	Typical
6	M21	N12	N13			RIGID	None	None	RIGID	Typical



Company :
 Designer :
 Job Number :
 Model Name :

May 3, 2021
 2:05 PM
 Checked By: _____

Member Primary Data (Continued)

	Label	I Joint	J Joint	K Joint	Rotate(deg)	Section/Shape	Type	Design List	Material	Design Rules
7	M22	N14	N15			RIGID	None	None	RIGID	Typical
8	MP3A	N17	N16			P2.5 Mount Pipe	Column	Pipe	A53 Gr.B	Typical
9	MP4A	N19	N18			Mount Pipe	Column	Pipe	A53 Gr.B	Typical
10	MP2A	N21	N20			Mount Pipe	Column	Pipe	A53 Gr.B	Typical
11	MP1A	N23	N22			Mount Pipe	Column	Pipe	A53 Gr.B	Typical
12	M43	N102	N5			Platform Cross...	Beam	SquareTube	Q235	Typical
13	M46	N86C	N87A			Corner Plate	Beam	RECT	A36 Gr.36	Typical
14	M51B	N87C	N91			Grating Support	Beam	Single Angle	Q235	Typical
15	M52B	N92	N87B			Grating Support	Beam	Single Angle	Q235	Typical
16	M52	N87B	N88C			RIGID	None	None	RIGID	Typical
17	M58	N102	N24			RIGID	None	None	RIGID	Typical
18	M59	N24	N103A			RIGID	None	None	RIGID	Typical
19	M76	N101	N105			Cross Arm Plate	Column	RECT	Q235	Typical
20	M77	N105	N131			Cross Arm Plate	Column	RECT	Q235	Typical
21	M79	N131	N86A			RIGID	None	None	RIGID	Typical
22	M80	N87A	N135			Corner Plate	Beam	RECT	A36 Gr.36	Typical
23	M83	N135	N86D			RIGID	None	None	RIGID	Typical
24	M84	N5	N104A			Cross Arm Plate	Column	RECT	Q235	Typical
25	M85	N104A	N144			Cross Arm Plate	Column	RECT	Q235	Typical
26	M88	N144	N86B			RIGID	None	None	RIGID	Typical
27	M91	N86C	N148			Corner Plate	Beam	RECT	A36 Gr.36	Typical
28	M92	N148	N86E			RIGID	None	None	RIGID	Typical
29	M50	N88C	N88A			RIGID	None	None	RIGID	Typical
30	M51	N88A	N86G			RIGID	None	None	RIGID	Typical
31	M51A	N87C	N86G			RIGID	None	None	RIGID	Typical
32	M52A	N92	N90			RIGID	None	None	RIGID	Typical
33	M52C	N91	N89			RIGID	None	None	RIGID	Typical
34	M36	N53A	N56			Standoff Horiz...	Beam	SquareTube	Q235	Typical
35	M37	N58	N60			Platform Cross...	Beam	SquareTube	Q235	Typical
36	M38	N59	N54			Platform Cross...	Beam	SquareTube	Q235	Typical
37	M39	N69	N70			Corner Plate	Beam	RECT	A36 Gr.36	Typical
38	M40	N74	N78			Grating Support	Beam	Single Angle	Q235	Typical
39	M41	N79	N76			Grating Support	Beam	Single Angle	Q235	Typical
40	M42	N76	N77			RIGID	None	None	RIGID	Typical
41	M43A	N59	N55			RIGID	None	None	RIGID	Typical
42	M44	N55	N60			RIGID	None	None	RIGID	Typical
43	M45	N58	N62			Cross Arm Plate	Column	RECT	Q235	Typical
44	M46A	N62	N63			Cross Arm Plate	Column	RECT	Q235	Typical
45	M47	N63	N67			RIGID	None	None	RIGID	Typical
46	M48	N70	N64			Corner Plate	Beam	RECT	A36 Gr.36	Typical
47	M49	N64	N71			RIGID	None	None	RIGID	Typical
48	M50A	N54	N61			Cross Arm Plate	Column	RECT	Q235	Typical
49	M51C	N61	N65			Cross Arm Plate	Column	RECT	Q235	Typical
50	M52D	N65	N68			RIGID	None	None	RIGID	Typical
51	M53	N69	N66			Corner Plate	Beam	RECT	A36 Gr.36	Typical
52	M54	N66	N72			RIGID	None	None	RIGID	Typical
53	M55	N77	N73			RIGID	None	None	RIGID	Typical
54	M56	N73	N75			RIGID	None	None	RIGID	Typical
55	M57	N74	N75			RIGID	None	None	RIGID	Typical
56	M58A	N79	N80			RIGID	None	None	RIGID	Typical
57	M59A	N78	N81			RIGID	None	None	RIGID	Typical
58	M60	N82	N85			Standoff Horiz...	Beam	SquareTube	Q235	Typical
59	M61	N87	N89A			Platform Cross...	Beam	SquareTube	Q235	Typical
60	M62	N88	N83			Platform Cross...	Beam	SquareTube	Q235	Typical
61	M63	N98	N99			Corner Plate	Beam	RECT	A36 Gr.36	Typical
62	M64	N103	N107			Grating Support	Beam	Single Angle	Q235	Typical
63	M65	N108	N105A			Grating Support	Beam	Single Angle	Q235	Typical

Member Primary Data (Continued)

	Label	I Joint	J Joint	K Joint	Rotate(deg)	Section/Shape	Type	Design List	Material	Design Rules
64	M66	N105A	N106			RIGID	None	None	RIGID	Typical
65	M67	N88	N84			RIGID	None	None	RIGID	Typical
66	M68	N84	N89A			RIGID	None	None	RIGID	Typical
67	M69	N87	N91A			Cross Arm Plate	Column	RECT	Q235	Typical
68	M70	N91A	N92A			Cross Arm Plate	Column	RECT	Q235	Typical
69	M71	N92A	N96			RIGID	None	None	RIGID	Typical
70	M72	N99	N93			Corner Plate	Beam	RECT	A36 Gr.36	Typical
71	M73	N93	N100			RIGID	None	None	RIGID	Typical
72	M74	N83	N90A			Cross Arm Plate	Column	RECT	Q235	Typical
73	M75	N90A	N94			Cross Arm Plate	Column	RECT	Q235	Typical
74	M76A	N94	N97			RIGID	None	None	RIGID	Typical
75	M77A	N98	N95			Corner Plate	Beam	RECT	A36 Gr.36	Typical
76	M78	N95	N101A			RIGID	None	None	RIGID	Typical
77	M79A	N106	N102A			RIGID	None	None	RIGID	Typical
78	M80A	N102A	N104			RIGID	None	None	RIGID	Typical
79	M81	N103	N104			RIGID	None	None	RIGID	Typical
80	M82	N108	N109			RIGID	None	None	RIGID	Typical
81	M83A	N107	N110			RIGID	None	None	RIGID	Typical
82	M82A	N105B	N106A			Face Horizontal	Beam	Pipe	Q235	Typical
83	M83B	N108A	N109A			Face Horizontal	Beam	Pipe	Q235	Typical
84	M84A	N109B	N110A			RIGID	None	None	RIGID	Typical
85	MP5A	N112	N111			Mount Pipe	Column	Pipe	A53 Gr.B	Typical
86	M86	N113	N114			RIGID	None	None	RIGID	Typical
87	M87	N115	N116			RIGID	None	None	RIGID	Typical
88	M88A	N117	N118			RIGID	None	None	RIGID	Typical
89	M89	N119	N120			RIGID	None	None	RIGID	Typical
90	MP3C	N122	N121			P2.5 Mount Pipe	Column	Pipe	A53 Gr.B	Typical
91	MP4C	N124	N123			Mount Pipe	Column	Pipe	A53 Gr.B	Typical
92	MP2C	N126	N125			Mount Pipe	Column	Pipe	A53 Gr.B	Typical
93	MP1C	N128	N127			Mount Pipe	Column	Pipe	A53 Gr.B	Typical
94	M94	N130	N131A			RIGID	None	None	RIGID	Typical
95	MP5C	N133	N132			Mount Pipe	Column	Pipe	A53 Gr.B	Typical
96	M96	N134	N135A			RIGID	None	None	RIGID	Typical
97	M97	N136	N137			RIGID	None	None	RIGID	Typical
98	M98	N138	N139			RIGID	None	None	RIGID	Typical
99	M99	N140	N141			RIGID	None	None	RIGID	Typical
100	MP3B	N143	N142			P2.5 Mount Pipe	Column	Pipe	A53 Gr.B	Typical
101	MP4B	N145	N144A			Mount Pipe	Column	Pipe	A53 Gr.B	Typical
102	MP2B	N147	N146			Mount Pipe	Column	Pipe	A53 Gr.B	Typical
103	MP1B	N149	N148A			Mount Pipe	Column	Pipe	A53 Gr.B	Typical
104	M104	N151	N152			RIGID	None	None	RIGID	Typical
105	MP5B	N154	N153			Mount Pipe	Column	Pipe	A53 Gr.B	Typical
106	M106	N153A	N154A			RIGID	None	None	RIGID	Typical
107	M107	N156	N155			Mount Pipe	Column	Pipe	A53 Gr.B	Typical
108	M108	N157	N158			Support Rail	Beam	Wide Flange	A53 Gr.B	Typical
109	M109	N159	N161			RIGID	None	None	RIGID	Typical
110	M110	N160	N162			RIGID	None	None	RIGID	Typical
111	M111	N163	N165			RIGID	None	None	RIGID	Typical
112	M112	N164	N166			RIGID	None	None	RIGID	Typical
113	M113	N167	N169			RIGID	None	None	RIGID	Typical
114	M114	N168	N170			RIGID	None	None	RIGID	Typical
115	M117	N167	N168		180	Support Rail C...	Beam	Single Angle	A36 Gr.36	Typical
116	M118	N159	N160		180	Support Rail C...	Beam	Single Angle	A36 Gr.36	Typical
117	M119	N163	N164		180	Support Rail C...	Beam	Single Angle	A36 Gr.36	Typical
118	M120	N175	N176			RIGID	None	None	RIGID	Typical
119	M121	N177	N178			RIGID	None	None	RIGID	Typical
120	M122	N179	N180			RIGID	None	None	RIGID	Typical



Company :
 Designer :
 Job Number :
 Model Name :

May 3, 2021
 2:05 PM
 Checked By: _____

Member Primary Data (Continued)

	Label	I Joint	J Joint	K Joint	Rotate(deg)	Section/Shape	Type	Design List	Material	Design Rules
121	M123	N181	N182			RIGID	None	None	RIGID	Typical
122	M124	N183	N184			RIGID	None	None	RIGID	Typical
123	M125	N185	N186			RIGID	None	None	RIGID	Typical
124	M126	N187	N188			RIGID	None	None	RIGID	Typical
125	M127	N189	N190			RIGID	None	None	RIGID	Typical
126	M128	N191	N192			RIGID	None	None	RIGID	Typical
127	M129	N193	N194			RIGID	None	None	RIGID	Typical
128	M130	N195	N196			RIGID	None	None	RIGID	Typical
129	M131	N197	N198			RIGID	None	None	RIGID	Typical
130	M132	N199	N200			RIGID	None	None	RIGID	Typical
131	M133	N201	N202			RIGID	None	None	RIGID	Typical
132	M134	N203	N204			RIGID	None	None	RIGID	Typical
133	M133A	N202A	N203A			Support Rail	Beam	Wide Flange	A53 Gr.B	Typical
134	M134A	N205	N206			Support Rail	Beam	Wide Flange	A53 Gr.B	Typical

Hot Rolled Steel Design Parameters

	Label	Shape	Length[ft]	Lbyy[ft]	Lbzz[ft]	Lcomp top[ft]	Lcomp bot[ft]	L-torqu...	Kyy	Kzz	Cb	Function
1	M1	Face Horizo...	12.583			Lbyy						Lateral
2	M4	Standoff Ho...	5.25			Lbyy						Lateral
3	M10	Platform Cr...	2.375			Lbyy						Lateral
4	MP3A	P2.5 Mount ...	6			Lbyy						Lateral
5	MP4A	Mount Pipe	6			Lbyy						Lateral
6	MP2A	Mount Pipe	6			Lbyy						Lateral
7	MP1A	Mount Pipe	6			Lbyy						Lateral
8	M43	Platform Cr...	2.375			Lbyy						Lateral
9	M46	Corner Plate	1.031			Lbyy						Lateral
10	M51B	Grating Sup...	4.426			Lbyy						Lateral
11	M52B	Grating Sup...	4.426			Lbyy						Lateral
12	M76	Cross Arm219									Lateral
13	M77	Cross Arm167									Lateral
14	M80	Corner Plate	.112			Lbyy						Lateral
15	M84	Cross Arm219									Lateral
16	M85	Cross Arm167									Lateral
17	M91	Corner Plate	.112			Lbyy						Lateral
18	M36	Standoff Ho...	5.25			Lbyy						Lateral
19	M37	Platform Cr...	2.375			Lbyy						Lateral
20	M38	Platform Cr...	2.375			Lbyy						Lateral
21	M39	Corner Plate	1.031			Lbyy						Lateral
22	M40	Grating Sup...	4.426			Lbyy						Lateral
23	M41	Grating Sup...	4.426			Lbyy						Lateral
24	M45	Cross Arm219									Lateral
25	M46A	Cross Arm167									Lateral
26	M48	Corner Plate	.112			Lbyy						Lateral
27	M50A	Cross Arm219									Lateral
28	M51C	Cross Arm167									Lateral
29	M53	Corner Plate	.112			Lbyy						Lateral
30	M60	Standoff Ho...	5.25			Lbyy						Lateral
31	M61	Platform Cr...	2.375			Lbyy						Lateral
32	M62	Platform Cr...	2.375			Lbyy						Lateral
33	M63	Corner Plate	1.031			Lbyy						Lateral
34	M64	Grating Sup...	4.426			Lbyy						Lateral
35	M65	Grating Sup...	4.426			Lbyy						Lateral
36	M69	Cross Arm219									Lateral
37	M70	Cross Arm167									Lateral
38	M72	Corner Plate	.112			Lbyy						Lateral

Hot Rolled Steel Design Parameters (Continued)

	Label	Shape	Length[ft]	Lbyy[ft]	Lbzz[ft]	Lcomp top[ft]	Lcomp bot[ft]	L-torqu...	Kyy	Kzz	Cb	Function
39	M74	Cross Arm219									Lateral
40	M75	Cross Arm167									Lateral
41	M77A	Corner Plate	.112			Lbyy						Lateral
42	M82A	Face Horizo...	12.583			Lbyy						Lateral
43	M83B	Face Horizo...	12.583			Lbyy						Lateral
44	MP5A	Mount Pipe	6			Lbyy						Lateral
45	MP3C	P2.5 Mount ...	6			Lbyy						Lateral
46	MP4C	Mount Pipe	6			Lbyy						Lateral
47	MP2C	Mount Pipe	6			Lbyy						Lateral
48	MP1C	Mount Pipe	6			Lbyy						Lateral
49	MP5C	Mount Pipe	6			Lbyy						Lateral
50	MP3B	P2.5 Mount ...	6			Lbyy						Lateral
51	MP4B	Mount Pipe	6			Lbyy						Lateral
52	MP2B	Mount Pipe	6			Lbyy						Lateral
53	MP1B	Mount Pipe	6			Lbyy						Lateral
54	MP5B	Mount Pipe	6			Lbyy						Lateral
55	M107	Mount Pipe	3									Lateral
56	M108	Support Rail	13			Lbyy						Lateral
57	M117	Support Rail...	1.143			Lbyy						Lateral
58	M118	Support Rail...	1.143			Lbyy						Lateral
59	M119	Support Rail...	1.143			Lbyy						Lateral
60	M133A	Support Rail	13			Lbyy						Lateral
61	M134A	Support Rail	13			Lbyy						Lateral

Member Point Loads (BLC 1 : Antenna D)

	Member Label	Direction	Magnitude[b,k-ft]	Location[ft,%]
1	MP2A	Y	-23	1
2	MP2A	My	-.011	1
3	MP2A	Mz	.017	1
4	MP2A	Y	-23	5
5	MP2A	My	-.011	5
6	MP2A	Mz	.017	5
7	MP2B	Y	-23	1
8	MP2B	My	-.009	1
9	MP2B	Mz	-.019	1
10	MP2B	Y	-23	5
11	MP2B	My	-.009	5
12	MP2B	Mz	-.019	5
13	MP2C	Y	-23	1
14	MP2C	My	.019	1
15	MP2C	Mz	.008	1
16	MP2C	Y	-23	5
17	MP2C	My	.019	5
18	MP2C	Mz	.008	5
19	MP2A	Y	-23	1
20	MP2A	My	-.011	1
21	MP2A	Mz	-.017	1
22	MP2A	Y	-23	5
23	MP2A	My	-.011	5
24	MP2A	Mz	-.017	5
25	MP2B	Y	-23	1
26	MP2B	My	.021	1
27	MP2B	Mz	-.001	1
28	MP2B	Y	-23	5
29	MP2B	My	.021	5



Company :
 Designer :
 Job Number :
 Model Name :

May 3, 2021
 2:05 PM
 Checked By: _____

Member Point Loads (BLC 1 : Antenna D) (Continued)

	Member Label	Direction	Magnitude[lb.k-ft]	Location[ft,%]
30	MP2B	Mz	-.001	5
31	MP2C	Y	-23	1
32	MP2C	My	-.015	1
33	MP2C	Mz	.014	1
34	MP2C	Y	-23	5
35	MP2C	My	-.015	5
36	MP2C	Mz	.014	5
37	MP4A	Y	-43.55	2
38	MP4A	My	-.022	2
39	MP4A	Mz	0	2
40	MP4A	Y	-43.55	4
41	MP4A	My	-.022	4
42	MP4A	Mz	0	4
43	MP4B	Y	-43.55	2
44	MP4B	My	.011	2
45	MP4B	Mz	-.019	2
46	MP4B	Y	-43.55	4
47	MP4B	My	.011	4
48	MP4B	Mz	-.019	4
49	MP4C	Y	-43.55	2
50	MP4C	My	.004	2
51	MP4C	Mz	.021	2
52	MP4C	Y	-43.55	4
53	MP4C	My	.004	4
54	MP4C	Mz	.021	4
55	MP2A	Y	-84.4	3
56	MP2A	My	.042	3
57	MP2A	Mz	0	3
58	MP2B	Y	-84.4	3
59	MP2B	My	-.021	3
60	MP2B	Mz	.037	3
61	MP2C	Y	-84.4	3
62	MP2C	My	-.007	3
63	MP2C	Mz	-.042	3
64	MP3A	Y	-70.3	3
65	MP3A	My	.035	3
66	MP3A	Mz	0	3
67	MP3B	Y	-70.3	3
68	MP3B	My	-.018	3
69	MP3B	Mz	.03	3
70	MP3C	Y	-70.3	3
71	MP3C	My	-.006	3
72	MP3C	Mz	-.035	3
73	M107	Y	-32	1.25
74	M107	My	0	1.25
75	M107	Mz	0	1.25
76	MP1A	Y	-5.5	1.5
77	MP1A	My	-.003	1.5
78	MP1A	Mz	0	1.5
79	MP1A	Y	-5.5	4.5
80	MP1A	My	-.003	4.5
81	MP1A	Mz	0	4.5
82	MP1B	Y	-5.5	1.5
83	MP1B	My	.001	1.5
84	MP1B	Mz	-.002	1.5
85	MP1B	Y	-5.5	4.5
86	MP1B	My	.001	4.5

Member Point Loads (BLC 1 : Antenna D) (Continued)

	Member Label	Direction	Magnitude[lb.k-ft]	Location[ft,%]
87	MP1B	Mz	-.002	4.5
88	MP1C	Y	-5.5	1.5
89	MP1C	My	.000478	1.5
90	MP1C	Mz	.003	1.5
91	MP1C	Y	-5.5	4.5
92	MP1C	My	.000478	4.5
93	MP1C	Mz	.003	4.5
94	MP5A	Y	-5.5	1.5
95	MP5A	My	-.003	1.5
96	MP5A	Mz	0	1.5
97	MP5A	Y	-5.5	4.5
98	MP5A	My	-.003	4.5
99	MP5A	Mz	0	4.5
100	MP5B	Y	-5.5	1.5
101	MP5B	My	.001	1.5
102	MP5B	Mz	-.002	1.5
103	MP5B	Y	-5.5	4.5
104	MP5B	My	.001	4.5
105	MP5B	Mz	-.002	4.5
106	MP5C	Y	-5.5	1.5
107	MP5C	My	.000478	1.5
108	MP5C	Mz	.003	1.5
109	MP5C	Y	-5.5	4.5
110	MP5C	My	.000478	4.5
111	MP5C	Mz	.003	4.5

Member Point Loads (BLC 2 : Antenna Di)

	Member Label	Direction	Magnitude[lb.k-ft]	Location[ft,%]
1	MP2A	Y	-80.649	1
2	MP2A	My	-.04	1
3	MP2A	Mz	.06	1
4	MP2A	Y	-80.649	5
5	MP2A	My	-.04	5
6	MP2A	Mz	.06	5
7	MP2B	Y	-80.649	1
8	MP2B	My	-.032	1
9	MP2B	Mz	-.065	1
10	MP2B	Y	-80.649	5
11	MP2B	My	-.032	5
12	MP2B	Mz	-.065	5
13	MP2C	Y	-80.649	1
14	MP2C	My	.067	1
15	MP2C	Mz	.029	1
16	MP2C	Y	-80.649	5
17	MP2C	My	.067	5
18	MP2C	Mz	.029	5
19	MP2A	Y	-80.649	1
20	MP2A	My	-.04	1
21	MP2A	Mz	-.06	1
22	MP2A	Y	-80.649	5
23	MP2A	My	-.04	5
24	MP2A	Mz	-.06	5
25	MP2B	Y	-80.649	1
26	MP2B	My	.073	1
27	MP2B	Mz	-.005	1
28	MP2B	Y	-80.649	5

Member Point Loads (BLC 2 : Antenna Di) (Continued)

	Member Label	Direction	Magnitude[lb.k-ft]	Location[ft,%]
29	MP2B	My	.073	5
30	MP2B	Mz	-.005	5
31	MP2C	Y	-80.649	1
32	MP2C	My	-.053	1
33	MP2C	Mz	.05	1
34	MP2C	Y	-80.649	5
35	MP2C	My	-.053	5
36	MP2C	Mz	.05	5
37	MP4A	Y	-34.807	2
38	MP4A	My	-.017	2
39	MP4A	Mz	0	2
40	MP4A	Y	-34.807	4
41	MP4A	My	-.017	4
42	MP4A	Mz	0	4
43	MP4B	Y	-34.807	2
44	MP4B	My	.009	2
45	MP4B	Mz	-.015	2
46	MP4B	Y	-34.807	4
47	MP4B	My	.009	4
48	MP4B	Mz	-.015	4
49	MP4C	Y	-34.807	2
50	MP4C	My	.003	2
51	MP4C	Mz	.017	2
52	MP4C	Y	-34.807	4
53	MP4C	My	.003	4
54	MP4C	Mz	.017	4
55	MP2A	Y	-43.868	3
56	MP2A	My	.022	3
57	MP2A	Mz	0	3
58	MP2B	Y	-43.868	3
59	MP2B	My	-.011	3
60	MP2B	Mz	.019	3
61	MP2C	Y	-43.868	3
62	MP2C	My	-.004	3
63	MP2C	Mz	-.022	3
64	MP3A	Y	-39.445	3
65	MP3A	My	.02	3
66	MP3A	Mz	0	3
67	MP3B	Y	-39.445	3
68	MP3B	My	-.01	3
69	MP3B	Mz	.017	3
70	MP3C	Y	-39.445	3
71	MP3C	My	-.003	3
72	MP3C	Mz	-.019	3
73	M107	Y	-74.245	1.25
74	M107	My	0	1.25
75	M107	Mz	0	1.25
76	MP1A	Y	-31.798	1.5
77	MP1A	My	-.016	1.5
78	MP1A	Mz	0	1.5
79	MP1A	Y	-31.798	4.5
80	MP1A	My	-.016	4.5
81	MP1A	Mz	0	4.5
82	MP1B	Y	-31.798	1.5
83	MP1B	My	.008	1.5
84	MP1B	Mz	-.014	1.5
85	MP1B	Y	-31.798	4.5

Member Point Loads (BLC 2 : Antenna Di) (Continued)

	Member Label	Direction	Magnitude[lb.k-ft]	Location[ft,%]
86	MP1B	My	.008	4.5
87	MP1B	Mz	-.014	4.5
88	MP1C	Y	-31.798	1.5
89	MP1C	My	.003	1.5
90	MP1C	Mz	.016	1.5
91	MP1C	Y	-31.798	4.5
92	MP1C	My	.003	4.5
93	MP1C	Mz	.016	4.5
94	MP5A	Y	-31.798	1.5
95	MP5A	My	-.016	1.5
96	MP5A	Mz	0	1.5
97	MP5A	Y	-31.798	4.5
98	MP5A	My	-.016	4.5
99	MP5A	Mz	0	4.5
100	MP5B	Y	-31.798	1.5
101	MP5B	My	.008	1.5
102	MP5B	Mz	-.014	1.5
103	MP5B	Y	-31.798	4.5
104	MP5B	My	.008	4.5
105	MP5B	Mz	-.014	4.5
106	MP5C	Y	-31.798	1.5
107	MP5C	My	.003	1.5
108	MP5C	Mz	.016	1.5
109	MP5C	Y	-31.798	4.5
110	MP5C	My	.003	4.5
111	MP5C	Mz	.016	4.5

Member Point Loads (BLC 3 : Antenna Wo (0 Deg))

	Member Label	Direction	Magnitude[lb.k-ft]	Location[ft,%]
1	MP2A	X	0	1
2	MP2A	Z	-201.298	1
3	MP2A	Mx	-.151	1
4	MP2A	X	0	5
5	MP2A	Z	-201.298	5
6	MP2A	Mx	-.151	5
7	MP2B	X	0	1
8	MP2B	Z	-162.567	1
9	MP2B	Mx	.131	1
10	MP2B	X	0	5
11	MP2B	Z	-162.567	5
12	MP2B	Mx	.131	5
13	MP2C	X	0	1
14	MP2C	Z	-151.214	1
15	MP2C	Mx	-.055	1
16	MP2C	X	0	5
17	MP2C	Z	-151.214	5
18	MP2C	Mx	-.055	5
19	MP2A	X	0	1
20	MP2A	Z	-201.298	1
21	MP2A	Mx	.151	1
22	MP2A	X	0	5
23	MP2A	Z	-201.298	5
24	MP2A	Mx	.151	5
25	MP2B	X	0	1
26	MP2B	Z	-162.567	1
27	MP2B	Mx	.009	1

Member Point Loads (BLC 3 : Antenna Wo (0 Deg)) (Continued)

	Member Label	Direction	Magnitude[lb.k-ft]	Location[ft,%]
28	MP2B	X	0	5
29	MP2B	Z	-162.567	5
30	MP2B	Mx	.009	5
31	MP2C	X	0	1
32	MP2C	Z	-151.214	1
33	MP2C	Mx	-.094	1
34	MP2C	X	0	5
35	MP2C	Z	-151.214	5
36	MP2C	Mx	-.094	5
37	MP4A	X	0	2
38	MP4A	Z	-95.856	2
39	MP4A	Mx	0	2
40	MP4A	X	0	4
41	MP4A	Z	-95.856	4
42	MP4A	Mx	0	4
43	MP4B	X	0	2
44	MP4B	Z	-52.11	2
45	MP4B	Mx	.023	2
46	MP4B	X	0	4
47	MP4B	Z	-52.11	4
48	MP4B	Mx	.023	4
49	MP4C	X	0	2
50	MP4C	Z	-39.286	2
51	MP4C	Mx	-.019	2
52	MP4C	X	0	4
53	MP4C	Z	-39.286	4
54	MP4C	Mx	-.019	4
55	MP2A	X	0	3
56	MP2A	Z	-76.277	3
57	MP2A	Mx	0	3
58	MP2B	X	0	3
59	MP2B	Z	-57.31	3
60	MP2B	Mx	-.025	3
61	MP2C	X	0	3
62	MP2C	Z	-51.75	3
63	MP2C	Mx	.025	3
64	MP3A	X	0	3
65	MP3A	Z	-76.277	3
66	MP3A	Mx	0	3
67	MP3B	X	0	3
68	MP3B	Z	-50.044	3
69	MP3B	Mx	-.022	3
70	MP3C	X	0	3
71	MP3C	Z	-42.354	3
72	MP3C	Mx	.021	3
73	M107	X	0	1.25
74	M107	Z	-141.527	1.25
75	M107	Mx	0	1.25
76	MP1A	X	0	1.5
77	MP1A	Z	-53.231	1.5
78	MP1A	Mx	0	1.5
79	MP1A	X	0	4.5
80	MP1A	Z	-53.231	4.5
81	MP1A	Mx	0	4.5
82	MP1B	X	0	1.5
83	MP1B	Z	-75.144	1.5
84	MP1B	Mx	.033	1.5

Member Point Loads (BLC 3 : Antenna Wo (0 Deg)) (Continued)

	Member Label	Direction	Magnitude[lb.k-ft]	Location[ft,%]
85	MP1B	X	0	4.5
86	MP1B	Z	-75.144	4.5
87	MP1B	Mx	.033	4.5
88	MP1C	X	0	1.5
89	MP1C	Z	-81.567	1.5
90	MP1C	Mx	-.04	1.5
91	MP1C	X	0	4.5
92	MP1C	Z	-81.567	4.5
93	MP1C	Mx	-.04	4.5
94	MP5A	X	0	1.5
95	MP5A	Z	-53.231	1.5
96	MP5A	Mx	0	1.5
97	MP5A	X	0	4.5
98	MP5A	Z	-53.231	4.5
99	MP5A	Mx	0	4.5
100	MP5B	X	0	1.5
101	MP5B	Z	-75.144	1.5
102	MP5B	Mx	.033	1.5
103	MP5B	X	0	4.5
104	MP5B	Z	-75.144	4.5
105	MP5B	Mx	.033	4.5
106	MP5C	X	0	1.5
107	MP5C	Z	-81.567	1.5
108	MP5C	Mx	-.04	1.5
109	MP5C	X	0	4.5
110	MP5C	Z	-81.567	4.5
111	MP5C	Mx	-.04	4.5

Member Point Loads (BLC 4 : Antenna Wo (30 Deg))

	Member Label	Direction	Magnitude[lb.k-ft]	Location[ft,%]
1	MP2A	X	94.194	1
2	MP2A	Z	-163.148	1
3	MP2A	Mx	-.169	1
4	MP2A	X	94.194	5
5	MP2A	Z	-163.148	5
6	MP2A	Mx	-.169	5
7	MP2B	X	74.828	1
8	MP2B	Z	-129.607	1
9	MP2B	Mx	.075	1
10	MP2B	X	74.828	5
11	MP2B	Z	-129.607	5
12	MP2B	Mx	.075	5
13	MP2C	X	85.497	1
14	MP2C	Z	-148.085	1
15	MP2C	Mx	.017	1
16	MP2C	X	85.497	5
17	MP2C	Z	-148.085	5
18	MP2C	Mx	.017	5
19	MP2A	X	94.194	1
20	MP2A	Z	-163.148	1
21	MP2A	Mx	.075	1
22	MP2A	X	94.194	5
23	MP2A	Z	-163.148	5
24	MP2A	Mx	.075	5
25	MP2B	X	74.828	1
26	MP2B	Z	-129.607	1



Company :
 Designer :
 Job Number :
 Model Name :

May 3, 2021
 2:05 PM
 Checked By: _____

Member Point Loads (BLC 4 : Antenna Wo (30 Deg)) (Continued)

	Member Label	Direction	Magnitude[lb.k-ft]	Location[ft,%]
27	MP2B	Mx	.075	1
28	MP2B	X	74.828	5
29	MP2B	Z	-129.607	5
30	MP2B	Mx	.075	5
31	MP2C	X	85.497	1
32	MP2C	Z	-148.085	1
33	MP2C	Mx	-.148	1
34	MP2C	X	85.497	5
35	MP2C	Z	-148.085	5
36	MP2C	Mx	-.148	5
37	MP4A	X	40.637	2
38	MP4A	Z	-70.385	2
39	MP4A	Mx	-.02	2
40	MP4A	X	40.637	4
41	MP4A	Z	-70.385	4
42	MP4A	Mx	-.02	4
43	MP4B	X	18.764	2
44	MP4B	Z	-32.5	2
45	MP4B	Mx	.019	2
46	MP4B	X	18.764	4
47	MP4B	Z	-32.5	4
48	MP4B	Mx	.019	4
49	MP4C	X	30.814	2
50	MP4C	Z	-53.371	2
51	MP4C	Mx	-.024	2
52	MP4C	X	30.814	4
53	MP4C	Z	-53.371	4
54	MP4C	Mx	-.024	4
55	MP2A	X	34.977	3
56	MP2A	Z	-60.582	3
57	MP2A	Mx	.017	3
58	MP2B	X	25.494	3
59	MP2B	Z	-44.156	3
60	MP2B	Mx	-.025	3
61	MP2C	X	30.718	3
62	MP2C	Z	-53.205	3
63	MP2C	Mx	.024	3
64	MP3A	X	33.766	3
65	MP3A	Z	-58.485	3
66	MP3A	Mx	.017	3
67	MP3B	X	20.65	3
68	MP3B	Z	-35.767	3
69	MP3B	Mx	-.021	3
70	MP3C	X	27.876	3
71	MP3C	Z	-48.282	3
72	MP3C	Mx	.021	3
73	M107	X	57.697	1.25
74	M107	Z	-99.935	1.25
75	M107	Mx	0	1.25
76	MP1A	X	30.268	1.5
77	MP1A	Z	-52.425	1.5
78	MP1A	Mx	-.015	1.5
79	MP1A	X	30.268	4.5
80	MP1A	Z	-52.425	4.5
81	MP1A	Mx	-.015	4.5
82	MP1B	X	41.224	1.5
83	MP1B	Z	-71.402	1.5



Company :
 Designer :
 Job Number :
 Model Name :

May 3, 2021
 2:05 PM
 Checked By: _____

Member Point Loads (BLC 4 : Antenna Wo (30 Deg)) (Continued)

	Member Label	Direction	Magnitude[lb.k-ft]	Location[ft,%]
84	MP1B	Mx	.041	1.5
85	MP1B	X	41.224	4.5
86	MP1B	Z	-71.402	4.5
87	MP1B	Mx	.041	4.5
88	MP1C	X	35.188	1.5
89	MP1C	Z	-60.948	1.5
90	MP1C	Mx	-.027	1.5
91	MP1C	X	35.188	4.5
92	MP1C	Z	-60.948	4.5
93	MP1C	Mx	-.027	4.5
94	MP5A	X	30.268	1.5
95	MP5A	Z	-52.425	1.5
96	MP5A	Mx	-.015	1.5
97	MP5A	X	30.268	4.5
98	MP5A	Z	-52.425	4.5
99	MP5A	Mx	-.015	4.5
100	MP5B	X	41.224	1.5
101	MP5B	Z	-71.402	1.5
102	MP5B	Mx	.041	1.5
103	MP5B	X	41.224	4.5
104	MP5B	Z	-71.402	4.5
105	MP5B	Mx	.041	4.5
106	MP5C	X	35.188	1.5
107	MP5C	Z	-60.948	1.5
108	MP5C	Mx	-.027	1.5
109	MP5C	X	35.188	4.5
110	MP5C	Z	-60.948	4.5
111	MP5C	Mx	-.027	4.5

Member Point Loads (BLC 5 : Antenna Wo (60 Deg))

	Member Label	Direction	Magnitude[lb.k-ft]	Location[ft,%]
1	MP2A	X	140.787	1
2	MP2A	Z	-81.284	1
3	MP2A	Mx	-.131	1
4	MP2A	X	140.787	5
5	MP2A	Z	-81.284	5
6	MP2A	Mx	-.131	5
7	MP2B	X	140.787	1
8	MP2B	Z	-81.284	1
9	MP2B	Mx	.009	1
10	MP2B	X	140.787	5
11	MP2B	Z	-81.284	5
12	MP2B	Mx	.009	5
13	MP2C	X	169.097	1
14	MP2C	Z	-97.628	1
15	MP2C	Mx	.104	1
16	MP2C	X	169.097	5
17	MP2C	Z	-97.628	5
18	MP2C	Mx	.104	5
19	MP2A	X	140.787	1
20	MP2A	Z	-81.284	1
21	MP2A	Mx	-.009	1
22	MP2A	X	140.787	5
23	MP2A	Z	-81.284	5
24	MP2A	Mx	-.009	5
25	MP2B	X	140.787	1



Company :
 Designer :
 Job Number :
 Model Name :

May 3, 2021
 2:05 PM
 Checked By: _____

Member Point Loads (BLC 5 : Antenna Wo (60 Deg)) (Continued)

	Member Label	Direction	Magnitude[lb.k-ft]	Location[ft,%]
26	MP2B	Z	-81.284	1
27	MP2B	Mx	.131	1
28	MP2B	X	140.787	5
29	MP2B	Z	-81.284	5
30	MP2B	Mx	.131	5
31	MP2C	X	169.097	1
32	MP2C	Z	-97.628	1
33	MP2C	Mx	-.171	1
34	MP2C	X	169.097	5
35	MP2C	Z	-97.628	5
36	MP2C	Mx	-.171	5
37	MP4A	X	45.128	2
38	MP4A	Z	-26.055	2
39	MP4A	Mx	-.023	2
40	MP4A	X	45.128	4
41	MP4A	Z	-26.055	4
42	MP4A	Mx	-.023	4
43	MP4B	X	45.128	2
44	MP4B	Z	-26.055	2
45	MP4B	Mx	.023	2
46	MP4B	X	45.128	4
47	MP4B	Z	-26.055	4
48	MP4B	Mx	.023	4
49	MP4C	X	77.105	2
50	MP4C	Z	-44.516	2
51	MP4C	Mx	-.015	2
52	MP4C	X	77.105	4
53	MP4C	Z	-44.516	4
54	MP4C	Mx	-.015	4
55	MP2A	X	49.632	3
56	MP2A	Z	-28.655	3
57	MP2A	Mx	.025	3
58	MP2B	X	49.632	3
59	MP2B	Z	-28.655	3
60	MP2B	Mx	-.025	3
61	MP2C	X	63.496	3
62	MP2C	Z	-36.659	3
63	MP2C	Mx	.013	3
64	MP3A	X	43.339	3
65	MP3A	Z	-25.022	3
66	MP3A	Mx	.022	3
67	MP3B	X	43.339	3
68	MP3B	Z	-25.022	3
69	MP3B	Mx	-.022	3
70	MP3C	X	62.514	3
71	MP3C	Z	-36.093	3
72	MP3C	Mx	.012	3
73	M107	X	88.619	1.25
74	M107	Z	-51.164	1.25
75	M107	Mx	0	1.25
76	MP1A	X	65.076	1.5
77	MP1A	Z	-37.572	1.5
78	MP1A	Mx	-.033	1.5
79	MP1A	X	65.076	4.5
80	MP1A	Z	-37.572	4.5
81	MP1A	Mx	-.033	4.5
82	MP1B	X	65.076	1.5

Member Point Loads (BLC 5 : Antenna Wo (60 Deg)) (Continued)

	Member Label	Direction	Magnitude[lb.k-ft]	Location[ft. %]
83	MP1B	Z	-37.572	1.5
84	MP1B	Mx	.033	1.5
85	MP1B	X	65.076	4.5
86	MP1B	Z	-37.572	4.5
87	MP1B	Mx	.033	4.5
88	MP1C	X	49.059	1.5
89	MP1C	Z	-28.324	1.5
90	MP1C	Mx	-.01	1.5
91	MP1C	X	49.059	4.5
92	MP1C	Z	-28.324	4.5
93	MP1C	Mx	-.01	4.5
94	MP5A	X	65.076	1.5
95	MP5A	Z	-37.572	1.5
96	MP5A	Mx	-.033	1.5
97	MP5A	X	65.076	4.5
98	MP5A	Z	-37.572	4.5
99	MP5A	Mx	-.033	4.5
100	MP5B	X	65.076	1.5
101	MP5B	Z	-37.572	1.5
102	MP5B	Mx	.033	1.5
103	MP5B	X	65.076	4.5
104	MP5B	Z	-37.572	4.5
105	MP5B	Mx	.033	4.5
106	MP5C	X	49.059	1.5
107	MP5C	Z	-28.324	1.5
108	MP5C	Mx	-.01	1.5
109	MP5C	X	49.059	4.5
110	MP5C	Z	-28.324	4.5
111	MP5C	Mx	-.01	4.5

Member Point Loads (BLC 6 : Antenna Wo (90 Deg))

	Member Label	Direction	Magnitude[lb.k-ft]	Location[ft. %]
1	MP2A	X	149.657	1
2	MP2A	Z	0	1
3	MP2A	Mx	-.075	1
4	MP2A	X	149.657	5
5	MP2A	Z	0	5
6	MP2A	Mx	-.075	5
7	MP2B	X	188.387	1
8	MP2B	Z	0	1
9	MP2B	Mx	-.075	1
10	MP2B	X	188.387	5
11	MP2B	Z	0	5
12	MP2B	Mx	-.075	5
13	MP2C	X	199.74	1
14	MP2C	Z	0	1
15	MP2C	Mx	.165	1
16	MP2C	X	199.74	5
17	MP2C	Z	0	5
18	MP2C	Mx	.165	5
19	MP2A	X	149.657	1
20	MP2A	Z	0	1
21	MP2A	Mx	-.075	1
22	MP2A	X	149.657	5
23	MP2A	Z	0	5
24	MP2A	Mx	-.075	5

Member Point Loads (BLC 6 : Antenna Wo (90 Deg)) (Continued)

	Member Label	Direction	Magnitude[lb.k-ft]	Location[ft,%]
25	MP2B	X	188.387	1
26	MP2B	Z	0	1
27	MP2B	Mx	.169	1
28	MP2B	X	188.387	5
29	MP2B	Z	0	5
30	MP2B	Mx	.169	5
31	MP2C	X	199.74	1
32	MP2C	Z	0	1
33	MP2C	Mx	-.13	1
34	MP2C	X	199.74	5
35	MP2C	Z	0	5
36	MP2C	Mx	-.13	5
37	MP4A	X	37.527	2
38	MP4A	Z	0	2
39	MP4A	Mx	-.019	2
40	MP4A	X	37.527	4
41	MP4A	Z	0	4
42	MP4A	Mx	-.019	4
43	MP4B	X	81.274	2
44	MP4B	Z	0	2
45	MP4B	Mx	.02	2
46	MP4B	X	81.274	4
47	MP4B	Z	0	4
48	MP4B	Mx	.02	4
49	MP4C	X	94.097	2
50	MP4C	Z	0	2
51	MP4C	Mx	.008	2
52	MP4C	X	94.097	4
53	MP4C	Z	0	4
54	MP4C	Mx	.008	4
55	MP2A	X	50.987	3
56	MP2A	Z	0	3
57	MP2A	Mx	.025	3
58	MP2B	X	69.954	3
59	MP2B	Z	0	3
60	MP2B	Mx	-.017	3
61	MP2C	X	75.514	3
62	MP2C	Z	0	3
63	MP2C	Mx	-.007	3
64	MP3A	X	41.3	3
65	MP3A	Z	0	3
66	MP3A	Mx	.021	3
67	MP3B	X	67.533	3
68	MP3B	Z	0	3
69	MP3B	Mx	-.017	3
70	MP3C	X	75.222	3
71	MP3C	Z	0	3
72	MP3C	Mx	-.007	3
73	M107	X	115.395	1.25
74	M107	Z	0	1.25
75	M107	Mx	0	1.25
76	MP1A	X	82.448	1.5
77	MP1A	Z	0	1.5
78	MP1A	Mx	-.041	1.5
79	MP1A	X	82.448	4.5
80	MP1A	Z	0	4.5
81	MP1A	Mx	-.041	4.5



Company :
 Designer :
 Job Number :
 Model Name :

May 3, 2021
 2:05 PM
 Checked By: _____

Member Point Loads (BLC 6 : Antenna Wo (90 Deg)) (Continued)

	Member Label	Direction	Magnitude[lb.k-ft]	Location[ft,%]
82	MP1B	X	60.535	1.5
83	MP1B	Z	0	1.5
84	MP1B	Mx	.015	1.5
85	MP1B	X	60.535	4.5
86	MP1B	Z	0	4.5
87	MP1B	Mx	.015	4.5
88	MP1C	X	54.112	1.5
89	MP1C	Z	0	1.5
90	MP1C	Mx	.005	1.5
91	MP1C	X	54.112	4.5
92	MP1C	Z	0	4.5
93	MP1C	Mx	.005	4.5
94	MP5A	X	82.448	1.5
95	MP5A	Z	0	1.5
96	MP5A	Mx	-.041	1.5
97	MP5A	X	82.448	4.5
98	MP5A	Z	0	4.5
99	MP5A	Mx	-.041	4.5
100	MP5B	X	60.535	1.5
101	MP5B	Z	0	1.5
102	MP5B	Mx	.015	1.5
103	MP5B	X	60.535	4.5
104	MP5B	Z	0	4.5
105	MP5B	Mx	.015	4.5
106	MP5C	X	54.112	1.5
107	MP5C	Z	0	1.5
108	MP5C	Mx	.005	1.5
109	MP5C	X	54.112	4.5
110	MP5C	Z	0	4.5
111	MP5C	Mx	.005	4.5

Member Point Loads (BLC 7 : Antenna Wo (120 Deg))

	Member Label	Direction	Magnitude[lb.k-ft]	Location[ft,%]
1	MP2A	X	140.787	1
2	MP2A	Z	81.284	1
3	MP2A	Mx	-.009	1
4	MP2A	X	140.787	5
5	MP2A	Z	81.284	5
6	MP2A	Mx	-.009	5
7	MP2B	X	174.329	1
8	MP2B	Z	100.649	1
9	MP2B	Mx	-.151	1
10	MP2B	X	174.329	5
11	MP2B	Z	100.649	5
12	MP2B	Mx	-.151	5
13	MP2C	X	155.851	1
14	MP2C	Z	89.98	1
15	MP2C	Mx	.161	1
16	MP2C	X	155.851	5
17	MP2C	Z	89.98	5
18	MP2C	Mx	.161	5
19	MP2A	X	140.787	1
20	MP2A	Z	81.284	1
21	MP2A	Mx	-.131	1
22	MP2A	X	140.787	5
23	MP2A	Z	81.284	5



Company :
 Designer :
 Job Number :
 Model Name :

May 3, 2021
 2:05 PM
 Checked By: _____

Member Point Loads (BLC 7 : Antenna Wo (120 Deg)) (Continued)

	Member Label	Direction	Magnitude[lb.k-ft]	Location[ft,%]
24	MP2A	Mx	-.131	5
25	MP2B	X	174.329	1
26	MP2B	Z	100.649	1
27	MP2B	Mx	.151	1
28	MP2B	X	174.329	5
29	MP2B	Z	100.649	5
30	MP2B	Mx	.151	5
31	MP2C	X	155.851	1
32	MP2C	Z	89.98	1
33	MP2C	Mx	-.046	1
34	MP2C	X	155.851	5
35	MP2C	Z	89.98	5
36	MP2C	Mx	-.046	5
37	MP4A	X	45.128	2
38	MP4A	Z	26.055	2
39	MP4A	Mx	-.023	2
40	MP4A	X	45.128	4
41	MP4A	Z	26.055	4
42	MP4A	Mx	-.023	4
43	MP4B	X	83.014	2
44	MP4B	Z	47.928	2
45	MP4B	Mx	0	2
46	MP4B	X	83.014	4
47	MP4B	Z	47.928	4
48	MP4B	Mx	0	4
49	MP4C	X	62.143	2
50	MP4C	Z	35.878	2
51	MP4C	Mx	.023	2
52	MP4C	X	62.143	4
53	MP4C	Z	35.878	4
54	MP4C	Mx	.023	4
55	MP2A	X	49.632	3
56	MP2A	Z	28.655	3
57	MP2A	Mx	.025	3
58	MP2B	X	66.058	3
59	MP2B	Z	38.138	3
60	MP2B	Mx	0	3
61	MP2C	X	57.009	3
62	MP2C	Z	32.914	3
63	MP2C	Mx	-.021	3
64	MP3A	X	43.339	3
65	MP3A	Z	25.022	3
66	MP3A	Mx	.022	3
67	MP3B	X	66.058	3
68	MP3B	Z	38.138	3
69	MP3B	Mx	0	3
70	MP3C	X	53.542	3
71	MP3C	Z	30.913	3
72	MP3C	Mx	-.02	3
73	M107	X	122.566	1.25
74	M107	Z	70.764	1.25
75	M107	Mx	0	1.25
76	MP1A	X	65.076	1.5
77	MP1A	Z	37.572	1.5
78	MP1A	Mx	-.033	1.5
79	MP1A	X	65.076	4.5
80	MP1A	Z	37.572	4.5

Member Point Loads (BLC 7 : Antenna Wo (120 Deg)) (Continued)

	Member Label	Direction	Magnitude[lb.k-ft]	Location[ft,%]
81	MP1A	Mx	-.033	4.5
82	MP1B	X	46.099	1.5
83	MP1B	Z	26.615	1.5
84	MP1B	Mx	0	1.5
85	MP1B	X	46.099	4.5
86	MP1B	Z	26.615	4.5
87	MP1B	Mx	0	4.5
88	MP1C	X	56.554	1.5
89	MP1C	Z	32.651	1.5
90	MP1C	Mx	.021	1.5
91	MP1C	X	56.554	4.5
92	MP1C	Z	32.651	4.5
93	MP1C	Mx	.021	4.5
94	MP5A	X	65.076	1.5
95	MP5A	Z	37.572	1.5
96	MP5A	Mx	-.033	1.5
97	MP5A	X	65.076	4.5
98	MP5A	Z	37.572	4.5
99	MP5A	Mx	-.033	4.5
100	MP5B	X	46.099	1.5
101	MP5B	Z	26.615	1.5
102	MP5B	Mx	0	1.5
103	MP5B	X	46.099	4.5
104	MP5B	Z	26.615	4.5
105	MP5B	Mx	0	4.5
106	MP5C	X	56.554	1.5
107	MP5C	Z	32.651	1.5
108	MP5C	Mx	.021	1.5
109	MP5C	X	56.554	4.5
110	MP5C	Z	32.651	4.5
111	MP5C	Mx	.021	4.5

Member Point Loads (BLC 8 : Antenna Wo (150 Deg))

	Member Label	Direction	Magnitude[lb.k-ft]	Location[ft,%]
1	MP2A	X	94.194	1
2	MP2A	Z	163.148	1
3	MP2A	Mx	.075	1
4	MP2A	X	94.194	5
5	MP2A	Z	163.148	5
6	MP2A	Mx	.075	5
7	MP2B	X	94.194	1
8	MP2B	Z	163.148	1
9	MP2B	Mx	-.169	1
10	MP2B	X	94.194	5
11	MP2B	Z	163.148	5
12	MP2B	Mx	-.169	5
13	MP2C	X	77.849	1
14	MP2C	Z	134.838	1
15	MP2C	Mx	.113	1
16	MP2C	X	77.849	5
17	MP2C	Z	134.838	5
18	MP2C	Mx	.113	5
19	MP2A	X	94.194	1
20	MP2A	Z	163.148	1
21	MP2A	Mx	-.169	1
22	MP2A	X	94.194	5



Company :
 Designer :
 Job Number :
 Model Name :

May 3, 2021
 2:05 PM
 Checked By: _____

Member Point Loads (BLC 8 : Antenna Wo (150 Deg)) (Continued)

	Member Label	Direction	Magnitude[lb.k-ft]	Location[ft,%]
23	MP2A	Z	163.148	5
24	MP2A	Mx	-.169	5
25	MP2B	X	94.194	1
26	MP2B	Z	163.148	1
27	MP2B	Mx	.075	1
28	MP2B	X	94.194	5
29	MP2B	Z	163.148	5
30	MP2B	Mx	.075	5
31	MP2C	X	77.849	1
32	MP2C	Z	134.838	1
33	MP2C	Mx	.033	1
34	MP2C	X	77.849	5
35	MP2C	Z	134.838	5
36	MP2C	Mx	.033	5
37	MP4A	X	40.637	2
38	MP4A	Z	70.385	2
39	MP4A	Mx	-.02	2
40	MP4A	X	40.637	4
41	MP4A	Z	70.385	4
42	MP4A	Mx	-.02	4
43	MP4B	X	40.637	2
44	MP4B	Z	70.385	2
45	MP4B	Mx	-.02	2
46	MP4B	X	40.637	4
47	MP4B	Z	70.385	4
48	MP4B	Mx	-.02	4
49	MP4C	X	22.175	2
50	MP4C	Z	38.409	2
51	MP4C	Mx	.021	2
52	MP4C	X	22.175	4
53	MP4C	Z	38.409	4
54	MP4C	Mx	.021	4
55	MP2A	X	34.977	3
56	MP2A	Z	60.582	3
57	MP2A	Mx	.017	3
58	MP2B	X	34.977	3
59	MP2B	Z	60.582	3
60	MP2B	Mx	.017	3
61	MP2C	X	26.973	3
62	MP2C	Z	46.718	3
63	MP2C	Mx	-.025	3
64	MP3A	X	33.766	3
65	MP3A	Z	58.485	3
66	MP3A	Mx	.017	3
67	MP3B	X	33.766	3
68	MP3B	Z	58.485	3
69	MP3B	Mx	.017	3
70	MP3C	X	22.696	3
71	MP3C	Z	39.31	3
72	MP3C	Mx	-.021	3
73	M107	X	77.297	1.25
74	M107	Z	133.882	1.25
75	M107	Mx	0	1.25
76	MP1A	X	30.268	1.5
77	MP1A	Z	52.425	1.5
78	MP1A	Mx	-.015	1.5
79	MP1A	X	30.268	4.5



Company :
 Designer :
 Job Number :
 Model Name :

May 3, 2021
 2:05 PM
 Checked By: _____

Member Point Loads (BLC 8 : Antenna Wo (150 Deg)) (Continued)

	Member Label	Direction	Magnitude[lb.k-ft]	Location[ft,%]
80	MP1A	Z	52.425	4.5
81	MP1A	Mx	-.015	4.5
82	MP1B	X	30.268	1.5
83	MP1B	Z	52.425	1.5
84	MP1B	Mx	-.015	1.5
85	MP1B	X	30.268	4.5
86	MP1B	Z	52.425	4.5
87	MP1B	Mx	-.015	4.5
88	MP1C	X	39.515	1.5
89	MP1C	Z	68.442	1.5
90	MP1C	Mx	.037	1.5
91	MP1C	X	39.515	4.5
92	MP1C	Z	68.442	4.5
93	MP1C	Mx	.037	4.5
94	MP5A	X	30.268	1.5
95	MP5A	Z	52.425	1.5
96	MP5A	Mx	-.015	1.5
97	MP5A	X	30.268	4.5
98	MP5A	Z	52.425	4.5
99	MP5A	Mx	-.015	4.5
100	MP5B	X	30.268	1.5
101	MP5B	Z	52.425	1.5
102	MP5B	Mx	-.015	1.5
103	MP5B	X	30.268	4.5
104	MP5B	Z	52.425	4.5
105	MP5B	Mx	-.015	4.5
106	MP5C	X	39.515	1.5
107	MP5C	Z	68.442	1.5
108	MP5C	Mx	.037	1.5
109	MP5C	X	39.515	4.5
110	MP5C	Z	68.442	4.5
111	MP5C	Mx	.037	4.5

Member Point Loads (BLC 9 : Antenna Wo (180 Deg))

	Member Label	Direction	Magnitude[lb.k-ft]	Location[ft,%]
1	MP2A	X	0	1
2	MP2A	Z	201.298	1
3	MP2A	Mx	.151	1
4	MP2A	X	0	5
5	MP2A	Z	201.298	5
6	MP2A	Mx	.151	5
7	MP2B	X	0	1
8	MP2B	Z	162.567	1
9	MP2B	Mx	-.131	1
10	MP2B	X	0	5
11	MP2B	Z	162.567	5
12	MP2B	Mx	-.131	5
13	MP2C	X	0	1
14	MP2C	Z	151.214	1
15	MP2C	Mx	.055	1
16	MP2C	X	0	5
17	MP2C	Z	151.214	5
18	MP2C	Mx	.055	5
19	MP2A	X	0	1
20	MP2A	Z	201.298	1
21	MP2A	Mx	-.151	1

Member Point Loads (BLC 9 : Antenna Wo (180 Deg)) (Continued)

	Member Label	Direction	Magnitude[lb.k-ft]	Location[ft,%]
22	MP2A	X	0	5
23	MP2A	Z	201.298	5
24	MP2A	Mx	-.151	5
25	MP2B	X	0	1
26	MP2B	Z	162.567	1
27	MP2B	Mx	-.009	1
28	MP2B	X	0	5
29	MP2B	Z	162.567	5
30	MP2B	Mx	-.009	5
31	MP2C	X	0	1
32	MP2C	Z	151.214	1
33	MP2C	Mx	.094	1
34	MP2C	X	0	5
35	MP2C	Z	151.214	5
36	MP2C	Mx	.094	5
37	MP4A	X	0	2
38	MP4A	Z	95.856	2
39	MP4A	Mx	0	2
40	MP4A	X	0	4
41	MP4A	Z	95.856	4
42	MP4A	Mx	0	4
43	MP4B	X	0	2
44	MP4B	Z	52.11	2
45	MP4B	Mx	-.023	2
46	MP4B	X	0	4
47	MP4B	Z	52.11	4
48	MP4B	Mx	-.023	4
49	MP4C	X	0	2
50	MP4C	Z	39.286	2
51	MP4C	Mx	.019	2
52	MP4C	X	0	4
53	MP4C	Z	39.286	4
54	MP4C	Mx	.019	4
55	MP2A	X	0	3
56	MP2A	Z	76.277	3
57	MP2A	Mx	0	3
58	MP2B	X	0	3
59	MP2B	Z	57.31	3
60	MP2B	Mx	.025	3
61	MP2C	X	0	3
62	MP2C	Z	51.75	3
63	MP2C	Mx	-.025	3
64	MP3A	X	0	3
65	MP3A	Z	76.277	3
66	MP3A	Mx	0	3
67	MP3B	X	0	3
68	MP3B	Z	50.044	3
69	MP3B	Mx	.022	3
70	MP3C	X	0	3
71	MP3C	Z	42.354	3
72	MP3C	Mx	-.021	3
73	M107	X	0	1.25
74	M107	Z	141.527	1.25
75	M107	Mx	0	1.25
76	MP1A	X	0	1.5
77	MP1A	Z	53.231	1.5
78	MP1A	Mx	0	1.5

Member Point Loads (BLC 9 : Antenna Wo (180 Deg)) (Continued)

	Member Label	Direction	Magnitude[lb.k-ft]	Location[ft,%]
79	MP1A	X	0	4.5
80	MP1A	Z	53.231	4.5
81	MP1A	Mx	0	4.5
82	MP1B	X	0	1.5
83	MP1B	Z	75.144	1.5
84	MP1B	Mx	-.033	1.5
85	MP1B	X	0	4.5
86	MP1B	Z	75.144	4.5
87	MP1B	Mx	-.033	4.5
88	MP1C	X	0	1.5
89	MP1C	Z	81.567	1.5
90	MP1C	Mx	.04	1.5
91	MP1C	X	0	4.5
92	MP1C	Z	81.567	4.5
93	MP1C	Mx	.04	4.5
94	MP5A	X	0	1.5
95	MP5A	Z	53.231	1.5
96	MP5A	Mx	0	1.5
97	MP5A	X	0	4.5
98	MP5A	Z	53.231	4.5
99	MP5A	Mx	0	4.5
100	MP5B	X	0	1.5
101	MP5B	Z	75.144	1.5
102	MP5B	Mx	-.033	1.5
103	MP5B	X	0	4.5
104	MP5B	Z	75.144	4.5
105	MP5B	Mx	-.033	4.5
106	MP5C	X	0	1.5
107	MP5C	Z	81.567	1.5
108	MP5C	Mx	.04	1.5
109	MP5C	X	0	4.5
110	MP5C	Z	81.567	4.5
111	MP5C	Mx	.04	4.5

Member Point Loads (BLC 10 : Antenna Wo (210 Deg))

	Member Label	Direction	Magnitude[lb.k-ft]	Location[ft,%]
1	MP2A	X	-94.194	1
2	MP2A	Z	163.148	1
3	MP2A	Mx	.169	1
4	MP2A	X	-94.194	5
5	MP2A	Z	163.148	5
6	MP2A	Mx	.169	5
7	MP2B	X	-74.828	1
8	MP2B	Z	129.607	1
9	MP2B	Mx	-.075	1
10	MP2B	X	-74.828	5
11	MP2B	Z	129.607	5
12	MP2B	Mx	-.075	5
13	MP2C	X	-85.497	1
14	MP2C	Z	148.085	1
15	MP2C	Mx	-.017	1
16	MP2C	X	-85.497	5
17	MP2C	Z	148.085	5
18	MP2C	Mx	-.017	5
19	MP2A	X	-94.194	1
20	MP2A	Z	163.148	1



Company :
 Designer :
 Job Number :
 Model Name :

May 3, 2021
 2:05 PM
 Checked By: _____

Member Point Loads (BLC 10 : Antenna Wo (210 Deg)) (Continued)

	Member Label	Direction	Magnitude[lb.k-ft]	Location[ft,%]
21	MP2A	Mx	-.075	1
22	MP2A	X	-94.194	5
23	MP2A	Z	163.148	5
24	MP2A	Mx	-.075	5
25	MP2B	X	-74.828	1
26	MP2B	Z	129.607	1
27	MP2B	Mx	-.075	1
28	MP2B	X	-74.828	5
29	MP2B	Z	129.607	5
30	MP2B	Mx	-.075	5
31	MP2C	X	-85.497	1
32	MP2C	Z	148.085	1
33	MP2C	Mx	.148	1
34	MP2C	X	-85.497	5
35	MP2C	Z	148.085	5
36	MP2C	Mx	.148	5
37	MP4A	X	-40.637	2
38	MP4A	Z	70.385	2
39	MP4A	Mx	.02	2
40	MP4A	X	-40.637	4
41	MP4A	Z	70.385	4
42	MP4A	Mx	.02	4
43	MP4B	X	-18.764	2
44	MP4B	Z	32.5	2
45	MP4B	Mx	-.019	2
46	MP4B	X	-18.764	4
47	MP4B	Z	32.5	4
48	MP4B	Mx	-.019	4
49	MP4C	X	-30.814	2
50	MP4C	Z	53.371	2
51	MP4C	Mx	.024	2
52	MP4C	X	-30.814	4
53	MP4C	Z	53.371	4
54	MP4C	Mx	.024	4
55	MP2A	X	-34.977	3
56	MP2A	Z	60.582	3
57	MP2A	Mx	-.017	3
58	MP2B	X	-25.494	3
59	MP2B	Z	44.156	3
60	MP2B	Mx	.025	3
61	MP2C	X	-30.718	3
62	MP2C	Z	53.205	3
63	MP2C	Mx	-.024	3
64	MP3A	X	-33.766	3
65	MP3A	Z	58.485	3
66	MP3A	Mx	-.017	3
67	MP3B	X	-20.65	3
68	MP3B	Z	35.767	3
69	MP3B	Mx	.021	3
70	MP3C	X	-27.876	3
71	MP3C	Z	48.282	3
72	MP3C	Mx	-.021	3
73	M107	X	-57.697	1.25
74	M107	Z	99.935	1.25
75	M107	Mx	0	1.25
76	MP1A	X	-30.268	1.5
77	MP1A	Z	52.425	1.5



Company :
 Designer :
 Job Number :
 Model Name :

May 3, 2021
 2:05 PM
 Checked By: _____

Member Point Loads (BLC 10 : Antenna Wo (210 Deg)) (Continued)

	Member Label	Direction	Magnitude[lb.k-ft]	Location[ft,%]
78	MP1A	Mx	.015	1.5
79	MP1A	X	-30.268	4.5
80	MP1A	Z	52.425	4.5
81	MP1A	Mx	.015	4.5
82	MP1B	X	-41.224	1.5
83	MP1B	Z	71.402	1.5
84	MP1B	Mx	-.041	1.5
85	MP1B	X	-41.224	4.5
86	MP1B	Z	71.402	4.5
87	MP1B	Mx	-.041	4.5
88	MP1C	X	-35.188	1.5
89	MP1C	Z	60.948	1.5
90	MP1C	Mx	.027	1.5
91	MP1C	X	-35.188	4.5
92	MP1C	Z	60.948	4.5
93	MP1C	Mx	.027	4.5
94	MP5A	X	-30.268	1.5
95	MP5A	Z	52.425	1.5
96	MP5A	Mx	.015	1.5
97	MP5A	X	-30.268	4.5
98	MP5A	Z	52.425	4.5
99	MP5A	Mx	.015	4.5
100	MP5B	X	-41.224	1.5
101	MP5B	Z	71.402	1.5
102	MP5B	Mx	-.041	1.5
103	MP5B	X	-41.224	4.5
104	MP5B	Z	71.402	4.5
105	MP5B	Mx	-.041	4.5
106	MP5C	X	-35.188	1.5
107	MP5C	Z	60.948	1.5
108	MP5C	Mx	.027	1.5
109	MP5C	X	-35.188	4.5
110	MP5C	Z	60.948	4.5
111	MP5C	Mx	.027	4.5

Member Point Loads (BLC 11 : Antenna Wo (240 Deg))

	Member Label	Direction	Magnitude[lb.k-ft]	Location[ft,%]
1	MP2A	X	-140.787	1
2	MP2A	Z	81.284	1
3	MP2A	Mx	.131	1
4	MP2A	X	-140.787	5
5	MP2A	Z	81.284	5
6	MP2A	Mx	.131	5
7	MP2B	X	-140.787	1
8	MP2B	Z	81.284	1
9	MP2B	Mx	-.009	1
10	MP2B	X	-140.787	5
11	MP2B	Z	81.284	5
12	MP2B	Mx	-.009	5
13	MP2C	X	-169.097	1
14	MP2C	Z	97.628	1
15	MP2C	Mx	-.104	1
16	MP2C	X	-169.097	5
17	MP2C	Z	97.628	5
18	MP2C	Mx	-.104	5
19	MP2A	X	-140.787	1

Member Point Loads (BLC 11 : Antenna Wo (240 Deg)) (Continued)

	Member Label	Direction	Magnitude[lb.k-ft]	Location[ft,%]
20	MP2A	Z	81.284	1
21	MP2A	Mx	.009	1
22	MP2A	X	-140.787	5
23	MP2A	Z	81.284	5
24	MP2A	Mx	.009	5
25	MP2B	X	-140.787	1
26	MP2B	Z	81.284	1
27	MP2B	Mx	-.131	1
28	MP2B	X	-140.787	5
29	MP2B	Z	81.284	5
30	MP2B	Mx	-.131	5
31	MP2C	X	-169.097	1
32	MP2C	Z	97.628	1
33	MP2C	Mx	.171	1
34	MP2C	X	-169.097	5
35	MP2C	Z	97.628	5
36	MP2C	Mx	.171	5
37	MP4A	X	-45.128	2
38	MP4A	Z	26.055	2
39	MP4A	Mx	.023	2
40	MP4A	X	-45.128	4
41	MP4A	Z	26.055	4
42	MP4A	Mx	.023	4
43	MP4B	X	-45.128	2
44	MP4B	Z	26.055	2
45	MP4B	Mx	-.023	2
46	MP4B	X	-45.128	4
47	MP4B	Z	26.055	4
48	MP4B	Mx	-.023	4
49	MP4C	X	-77.105	2
50	MP4C	Z	44.516	2
51	MP4C	Mx	.015	2
52	MP4C	X	-77.105	4
53	MP4C	Z	44.516	4
54	MP4C	Mx	.015	4
55	MP2A	X	-49.632	3
56	MP2A	Z	28.655	3
57	MP2A	Mx	-.025	3
58	MP2B	X	-49.632	3
59	MP2B	Z	28.655	3
60	MP2B	Mx	.025	3
61	MP2C	X	-63.496	3
62	MP2C	Z	36.659	3
63	MP2C	Mx	-.013	3
64	MP3A	X	-43.339	3
65	MP3A	Z	25.022	3
66	MP3A	Mx	-.022	3
67	MP3B	X	-43.339	3
68	MP3B	Z	25.022	3
69	MP3B	Mx	.022	3
70	MP3C	X	-62.514	3
71	MP3C	Z	36.093	3
72	MP3C	Mx	-.012	3
73	M107	X	-88.619	1.25
74	M107	Z	51.164	1.25
75	M107	Mx	0	1.25
76	MP1A	X	-65.076	1.5



Company :
 Designer :
 Job Number :
 Model Name :

May 3, 2021
 2:05 PM
 Checked By: _____

Member Point Loads (BLC 11 : Antenna Wo (240 Deg)) (Continued)

	Member Label	Direction	Magnitude[lb.k-ft]	Location[ft,%]
77	MP1A	Z	37.572	1.5
78	MP1A	Mx	.033	1.5
79	MP1A	X	-65.076	4.5
80	MP1A	Z	37.572	4.5
81	MP1A	Mx	.033	4.5
82	MP1B	X	-65.076	1.5
83	MP1B	Z	37.572	1.5
84	MP1B	Mx	-.033	1.5
85	MP1B	X	-65.076	4.5
86	MP1B	Z	37.572	4.5
87	MP1B	Mx	-.033	4.5
88	MP1C	X	-49.059	1.5
89	MP1C	Z	28.324	1.5
90	MP1C	Mx	.01	1.5
91	MP1C	X	-49.059	4.5
92	MP1C	Z	28.324	4.5
93	MP1C	Mx	.01	4.5
94	MP5A	X	-65.076	1.5
95	MP5A	Z	37.572	1.5
96	MP5A	Mx	.033	1.5
97	MP5A	X	-65.076	4.5
98	MP5A	Z	37.572	4.5
99	MP5A	Mx	.033	4.5
100	MP5B	X	-65.076	1.5
101	MP5B	Z	37.572	1.5
102	MP5B	Mx	-.033	1.5
103	MP5B	X	-65.076	4.5
104	MP5B	Z	37.572	4.5
105	MP5B	Mx	-.033	4.5
106	MP5C	X	-49.059	1.5
107	MP5C	Z	28.324	1.5
108	MP5C	Mx	.01	1.5
109	MP5C	X	-49.059	4.5
110	MP5C	Z	28.324	4.5
111	MP5C	Mx	.01	4.5

Member Point Loads (BLC 12 : Antenna Wo (270 Deg))

	Member Label	Direction	Magnitude[lb.k-ft]	Location[ft,%]
1	MP2A	X	-149.657	1
2	MP2A	Z	0	1
3	MP2A	Mx	.075	1
4	MP2A	X	-149.657	5
5	MP2A	Z	0	5
6	MP2A	Mx	.075	5
7	MP2B	X	-188.387	1
8	MP2B	Z	0	1
9	MP2B	Mx	.075	1
10	MP2B	X	-188.387	5
11	MP2B	Z	0	5
12	MP2B	Mx	.075	5
13	MP2C	X	-199.74	1
14	MP2C	Z	0	1
15	MP2C	Mx	-.165	1
16	MP2C	X	-199.74	5
17	MP2C	Z	0	5
18	MP2C	Mx	-.165	5

Member Point Loads (BLC 12 : Antenna Wo (270 Deg)) (Continued)

	Member Label	Direction	Magnitude[lb.k-ft]	Location[ft,%]
19	MP2A	X	-149.657	1
20	MP2A	Z	0	1
21	MP2A	Mx	.075	1
22	MP2A	X	-149.657	5
23	MP2A	Z	0	5
24	MP2A	Mx	.075	5
25	MP2B	X	-188.387	1
26	MP2B	Z	0	1
27	MP2B	Mx	-.169	1
28	MP2B	X	-188.387	5
29	MP2B	Z	0	5
30	MP2B	Mx	-.169	5
31	MP2C	X	-199.74	1
32	MP2C	Z	0	1
33	MP2C	Mx	.13	1
34	MP2C	X	-199.74	5
35	MP2C	Z	0	5
36	MP2C	Mx	.13	5
37	MP4A	X	-37.527	2
38	MP4A	Z	0	2
39	MP4A	Mx	.019	2
40	MP4A	X	-37.527	4
41	MP4A	Z	0	4
42	MP4A	Mx	.019	4
43	MP4B	X	-81.274	2
44	MP4B	Z	0	2
45	MP4B	Mx	-.02	2
46	MP4B	X	-81.274	4
47	MP4B	Z	0	4
48	MP4B	Mx	-.02	4
49	MP4C	X	-94.097	2
50	MP4C	Z	0	2
51	MP4C	Mx	-.008	2
52	MP4C	X	-94.097	4
53	MP4C	Z	0	4
54	MP4C	Mx	-.008	4
55	MP2A	X	-50.987	3
56	MP2A	Z	0	3
57	MP2A	Mx	-.025	3
58	MP2B	X	-69.954	3
59	MP2B	Z	0	3
60	MP2B	Mx	.017	3
61	MP2C	X	-75.514	3
62	MP2C	Z	0	3
63	MP2C	Mx	.007	3
64	MP3A	X	-41.3	3
65	MP3A	Z	0	3
66	MP3A	Mx	-.021	3
67	MP3B	X	-67.533	3
68	MP3B	Z	0	3
69	MP3B	Mx	.017	3
70	MP3C	X	-75.222	3
71	MP3C	Z	0	3
72	MP3C	Mx	.007	3
73	M107	X	-115.395	1.25
74	M107	Z	0	1.25
75	M107	Mx	0	1.25

Member Point Loads (BLC 12 : Antenna Wo (270 Deg)) (Continued)

	Member Label	Direction	Magnitude[lb.k-ft]	Location[ft,%]
76	MP1A	X	-82.448	1.5
77	MP1A	Z	0	1.5
78	MP1A	Mx	.041	1.5
79	MP1A	X	-82.448	4.5
80	MP1A	Z	0	4.5
81	MP1A	Mx	.041	4.5
82	MP1B	X	-60.535	1.5
83	MP1B	Z	0	1.5
84	MP1B	Mx	-.015	1.5
85	MP1B	X	-60.535	4.5
86	MP1B	Z	0	4.5
87	MP1B	Mx	-.015	4.5
88	MP1C	X	-54.112	1.5
89	MP1C	Z	0	1.5
90	MP1C	Mx	-.005	1.5
91	MP1C	X	-54.112	4.5
92	MP1C	Z	0	4.5
93	MP1C	Mx	-.005	4.5
94	MP5A	X	-82.448	1.5
95	MP5A	Z	0	1.5
96	MP5A	Mx	.041	1.5
97	MP5A	X	-82.448	4.5
98	MP5A	Z	0	4.5
99	MP5A	Mx	.041	4.5
100	MP5B	X	-60.535	1.5
101	MP5B	Z	0	1.5
102	MP5B	Mx	-.015	1.5
103	MP5B	X	-60.535	4.5
104	MP5B	Z	0	4.5
105	MP5B	Mx	-.015	4.5
106	MP5C	X	-54.112	1.5
107	MP5C	Z	0	1.5
108	MP5C	Mx	-.005	1.5
109	MP5C	X	-54.112	4.5
110	MP5C	Z	0	4.5
111	MP5C	Mx	-.005	4.5

Member Point Loads (BLC 13 : Antenna Wo (300 Deg))

	Member Label	Direction	Magnitude[lb.k-ft]	Location[ft,%]
1	MP2A	X	-140.787	1
2	MP2A	Z	-81.284	1
3	MP2A	Mx	.009	1
4	MP2A	X	-140.787	5
5	MP2A	Z	-81.284	5
6	MP2A	Mx	.009	5
7	MP2B	X	-174.329	1
8	MP2B	Z	-100.649	1
9	MP2B	Mx	.151	1
10	MP2B	X	-174.329	5
11	MP2B	Z	-100.649	5
12	MP2B	Mx	.151	5
13	MP2C	X	-155.851	1
14	MP2C	Z	-89.98	1
15	MP2C	Mx	-.161	1
16	MP2C	X	-155.851	5
17	MP2C	Z	-89.98	5



Company :
 Designer :
 Job Number :
 Model Name :

May 3, 2021
 2:05 PM
 Checked By: _____

Member Point Loads (BLC 13 : Antenna Wo (300 Deg)) (Continued)

	Member Label	Direction	Magnitude[lb.k-ft]	Location[ft,%]
18	MP2C	Mx	-.161	5
19	MP2A	X	-140.787	1
20	MP2A	Z	-81.284	1
21	MP2A	Mx	.131	1
22	MP2A	X	-140.787	5
23	MP2A	Z	-81.284	5
24	MP2A	Mx	.131	5
25	MP2B	X	-174.329	1
26	MP2B	Z	-100.649	1
27	MP2B	Mx	-.151	1
28	MP2B	X	-174.329	5
29	MP2B	Z	-100.649	5
30	MP2B	Mx	-.151	5
31	MP2C	X	-155.851	1
32	MP2C	Z	-89.98	1
33	MP2C	Mx	.046	1
34	MP2C	X	-155.851	5
35	MP2C	Z	-89.98	5
36	MP2C	Mx	.046	5
37	MP4A	X	-45.128	2
38	MP4A	Z	-26.055	2
39	MP4A	Mx	.023	2
40	MP4A	X	-45.128	4
41	MP4A	Z	-26.055	4
42	MP4A	Mx	.023	4
43	MP4B	X	-83.014	2
44	MP4B	Z	-47.928	2
45	MP4B	Mx	0	2
46	MP4B	X	-83.014	4
47	MP4B	Z	-47.928	4
48	MP4B	Mx	0	4
49	MP4C	X	-62.143	2
50	MP4C	Z	-35.878	2
51	MP4C	Mx	-.023	2
52	MP4C	X	-62.143	4
53	MP4C	Z	-35.878	4
54	MP4C	Mx	-.023	4
55	MP2A	X	-49.632	3
56	MP2A	Z	-28.655	3
57	MP2A	Mx	-.025	3
58	MP2B	X	-66.058	3
59	MP2B	Z	-38.138	3
60	MP2B	Mx	0	3
61	MP2C	X	-57.009	3
62	MP2C	Z	-32.914	3
63	MP2C	Mx	.021	3
64	MP3A	X	-43.339	3
65	MP3A	Z	-25.022	3
66	MP3A	Mx	-.022	3
67	MP3B	X	-66.058	3
68	MP3B	Z	-38.138	3
69	MP3B	Mx	0	3
70	MP3C	X	-53.542	3
71	MP3C	Z	-30.913	3
72	MP3C	Mx	.02	3
73	M107	X	-122.566	1.25
74	M107	Z	-70.764	1.25



Company :
 Designer :
 Job Number :
 Model Name :

May 3, 2021
 2:05 PM
 Checked By: _____

Member Point Loads (BLC 13 : Antenna Wo (300 Deg)) (Continued)

	Member Label	Direction	Magnitude[lb.k-ft]	Location[ft,%]
75	M107	Mx	0	1.25
76	MP1A	X	-65.076	1.5
77	MP1A	Z	-37.572	1.5
78	MP1A	Mx	.033	1.5
79	MP1A	X	-65.076	4.5
80	MP1A	Z	-37.572	4.5
81	MP1A	Mx	.033	4.5
82	MP1B	X	-46.099	1.5
83	MP1B	Z	-26.615	1.5
84	MP1B	Mx	0	1.5
85	MP1B	X	-46.099	4.5
86	MP1B	Z	-26.615	4.5
87	MP1B	Mx	0	4.5
88	MP1C	X	-56.554	1.5
89	MP1C	Z	-32.651	1.5
90	MP1C	Mx	-.021	1.5
91	MP1C	X	-56.554	4.5
92	MP1C	Z	-32.651	4.5
93	MP1C	Mx	-.021	4.5
94	MP5A	X	-65.076	1.5
95	MP5A	Z	-37.572	1.5
96	MP5A	Mx	.033	1.5
97	MP5A	X	-65.076	4.5
98	MP5A	Z	-37.572	4.5
99	MP5A	Mx	.033	4.5
100	MP5B	X	-46.099	1.5
101	MP5B	Z	-26.615	1.5
102	MP5B	Mx	0	1.5
103	MP5B	X	-46.099	4.5
104	MP5B	Z	-26.615	4.5
105	MP5B	Mx	0	4.5
106	MP5C	X	-56.554	1.5
107	MP5C	Z	-32.651	1.5
108	MP5C	Mx	-.021	1.5
109	MP5C	X	-56.554	4.5
110	MP5C	Z	-32.651	4.5
111	MP5C	Mx	-.021	4.5

Member Point Loads (BLC 14 : Antenna Wo (330 Deg))

	Member Label	Direction	Magnitude[lb.k-ft]	Location[ft,%]
1	MP2A	X	-94.194	1
2	MP2A	Z	-163.148	1
3	MP2A	Mx	-.075	1
4	MP2A	X	-94.194	5
5	MP2A	Z	-163.148	5
6	MP2A	Mx	-.075	5
7	MP2B	X	-94.194	1
8	MP2B	Z	-163.148	1
9	MP2B	Mx	.169	1
10	MP2B	X	-94.194	5
11	MP2B	Z	-163.148	5
12	MP2B	Mx	.169	5
13	MP2C	X	-77.849	1
14	MP2C	Z	-134.838	1
15	MP2C	Mx	-.113	1
16	MP2C	X	-77.849	5



Company :
 Designer :
 Job Number :
 Model Name :

May 3, 2021
 2:05 PM
 Checked By: _____

Member Point Loads (BLC 14 : Antenna Wo (330 Deg)) (Continued)

	Member Label	Direction	Magnitude[lb.k-ft]	Location[ft,%]
17	MP2C	Z	-134.838	5
18	MP2C	Mx	-.113	5
19	MP2A	X	-94.194	1
20	MP2A	Z	-163.148	1
21	MP2A	Mx	.169	1
22	MP2A	X	-94.194	5
23	MP2A	Z	-163.148	5
24	MP2A	Mx	.169	5
25	MP2B	X	-94.194	1
26	MP2B	Z	-163.148	1
27	MP2B	Mx	-.075	1
28	MP2B	X	-94.194	5
29	MP2B	Z	-163.148	5
30	MP2B	Mx	-.075	5
31	MP2C	X	-77.849	1
32	MP2C	Z	-134.838	1
33	MP2C	Mx	-.033	1
34	MP2C	X	-77.849	5
35	MP2C	Z	-134.838	5
36	MP2C	Mx	-.033	5
37	MP4A	X	-40.637	2
38	MP4A	Z	-70.385	2
39	MP4A	Mx	.02	2
40	MP4A	X	-40.637	4
41	MP4A	Z	-70.385	4
42	MP4A	Mx	.02	4
43	MP4B	X	-40.637	2
44	MP4B	Z	-70.385	2
45	MP4B	Mx	.02	2
46	MP4B	X	-40.637	4
47	MP4B	Z	-70.385	4
48	MP4B	Mx	.02	4
49	MP4C	X	-22.175	2
50	MP4C	Z	-38.409	2
51	MP4C	Mx	-.021	2
52	MP4C	X	-22.175	4
53	MP4C	Z	-38.409	4
54	MP4C	Mx	-.021	4
55	MP2A	X	-34.977	3
56	MP2A	Z	-60.582	3
57	MP2A	Mx	-.017	3
58	MP2B	X	-34.977	3
59	MP2B	Z	-60.582	3
60	MP2B	Mx	-.017	3
61	MP2C	X	-26.973	3
62	MP2C	Z	-46.718	3
63	MP2C	Mx	.025	3
64	MP3A	X	-33.766	3
65	MP3A	Z	-58.485	3
66	MP3A	Mx	-.017	3
67	MP3B	X	-33.766	3
68	MP3B	Z	-58.485	3
69	MP3B	Mx	-.017	3
70	MP3C	X	-22.696	3
71	MP3C	Z	-39.31	3
72	MP3C	Mx	.021	3
73	M107	X	-77.297	1.25

Member Point Loads (BLC 14 : Antenna Wo (330 Deg)) (Continued)

	Member Label	Direction	Magnitude[lb.k-ft]	Location[ft,%]
74	M107	Z	-133.882	1.25
75	M107	Mx	0	1.25
76	MP1A	X	-30.268	1.5
77	MP1A	Z	-52.425	1.5
78	MP1A	Mx	.015	1.5
79	MP1A	X	-30.268	4.5
80	MP1A	Z	-52.425	4.5
81	MP1A	Mx	.015	4.5
82	MP1B	X	-30.268	1.5
83	MP1B	Z	-52.425	1.5
84	MP1B	Mx	.015	1.5
85	MP1B	X	-30.268	4.5
86	MP1B	Z	-52.425	4.5
87	MP1B	Mx	.015	4.5
88	MP1C	X	-39.515	1.5
89	MP1C	Z	-68.442	1.5
90	MP1C	Mx	-.037	1.5
91	MP1C	X	-39.515	4.5
92	MP1C	Z	-68.442	4.5
93	MP1C	Mx	-.037	4.5
94	MP5A	X	-30.268	1.5
95	MP5A	Z	-52.425	1.5
96	MP5A	Mx	.015	1.5
97	MP5A	X	-30.268	4.5
98	MP5A	Z	-52.425	4.5
99	MP5A	Mx	.015	4.5
100	MP5B	X	-30.268	1.5
101	MP5B	Z	-52.425	1.5
102	MP5B	Mx	.015	1.5
103	MP5B	X	-30.268	4.5
104	MP5B	Z	-52.425	4.5
105	MP5B	Mx	.015	4.5
106	MP5C	X	-39.515	1.5
107	MP5C	Z	-68.442	1.5
108	MP5C	Mx	-.037	1.5
109	MP5C	X	-39.515	4.5
110	MP5C	Z	-68.442	4.5
111	MP5C	Mx	-.037	4.5

Member Point Loads (BLC 15 : Antenna Wi (0 Deg))

	Member Label	Direction	Magnitude[lb.k-ft]	Location[ft,%]
1	MP2A	X	0	1
2	MP2A	Z	-38.042	1
3	MP2A	Mx	-.029	1
4	MP2A	X	0	5
5	MP2A	Z	-38.042	5
6	MP2A	Mx	-.029	5
7	MP2B	X	0	1
8	MP2B	Z	-31.087	1
9	MP2B	Mx	.025	1
10	MP2B	X	0	5
11	MP2B	Z	-31.087	5
12	MP2B	Mx	.025	5
13	MP2C	X	0	1
14	MP2C	Z	-29.048	1
15	MP2C	Mx	-.011	1

Member Point Loads (BLC 15 : Antenna Wi (0 Deg)) (Continued)

	Member Label	Direction	Magnitude[lb.k-ft]	Location[ft,%]
16	MP2C	X	0	5
17	MP2C	Z	-29.048	5
18	MP2C	Mx	-.011	5
19	MP2A	X	0	1
20	MP2A	Z	-38.042	1
21	MP2A	Mx	.029	1
22	MP2A	X	0	5
23	MP2A	Z	-38.042	5
24	MP2A	Mx	.029	5
25	MP2B	X	0	1
26	MP2B	Z	-31.087	1
27	MP2B	Mx	.002	1
28	MP2B	X	0	5
29	MP2B	Z	-31.087	5
30	MP2B	Mx	.002	5
31	MP2C	X	0	1
32	MP2C	Z	-29.048	1
33	MP2C	Mx	-.018	1
34	MP2C	X	0	5
35	MP2C	Z	-29.048	5
36	MP2C	Mx	-.018	5
37	MP4A	X	0	2
38	MP4A	Z	-18.755	2
39	MP4A	Mx	0	2
40	MP4A	X	0	4
41	MP4A	Z	-18.755	4
42	MP4A	Mx	0	4
43	MP4B	X	0	2
44	MP4B	Z	-10.67	2
45	MP4B	Mx	.005	2
46	MP4B	X	0	4
47	MP4B	Z	-10.67	4
48	MP4B	Mx	.005	4
49	MP4C	X	0	2
50	MP4C	Z	-8.3	2
51	MP4C	Mx	-.004	2
52	MP4C	X	0	4
53	MP4C	Z	-8.3	4
54	MP4C	Mx	-.004	4
55	MP2A	X	0	3
56	MP2A	Z	-15.789	3
57	MP2A	Mx	0	3
58	MP2B	X	0	3
59	MP2B	Z	-12.178	3
60	MP2B	Mx	-.005	3
61	MP2C	X	0	3
62	MP2C	Z	-11.119	3
63	MP2C	Mx	.005	3
64	MP3A	X	0	3
65	MP3A	Z	-15.789	3
66	MP3A	Mx	0	3
67	MP3B	X	0	3
68	MP3B	Z	-10.805	3
69	MP3B	Mx	-.005	3
70	MP3C	X	0	3
71	MP3C	Z	-9.344	3
72	MP3C	Mx	.005	3

Member Point Loads (BLC 15 : Antenna Wi (0 Deg)) (Continued)

	Member Label	Direction	Magnitude[lb.k-ft]	Location[ft. %]
73	M107	X	0	1.25
74	M107	Z	-28.016	1.25
75	M107	Mx	0	1.25
76	MP1A	X	0	1.5
77	MP1A	Z	-11.161	1.5
78	MP1A	Mx	0	1.5
79	MP1A	X	0	4.5
80	MP1A	Z	-11.161	4.5
81	MP1A	Mx	0	4.5
82	MP1B	X	0	1.5
83	MP1B	Z	-15.055	1.5
84	MP1B	Mx	.007	1.5
85	MP1B	X	0	4.5
86	MP1B	Z	-15.055	4.5
87	MP1B	Mx	.007	4.5
88	MP1C	X	0	1.5
89	MP1C	Z	-16.197	1.5
90	MP1C	Mx	-.008	1.5
91	MP1C	X	0	4.5
92	MP1C	Z	-16.197	4.5
93	MP1C	Mx	-.008	4.5
94	MP5A	X	0	1.5
95	MP5A	Z	-11.161	1.5
96	MP5A	Mx	0	1.5
97	MP5A	X	0	4.5
98	MP5A	Z	-11.161	4.5
99	MP5A	Mx	0	4.5
100	MP5B	X	0	1.5
101	MP5B	Z	-15.055	1.5
102	MP5B	Mx	.007	1.5
103	MP5B	X	0	4.5
104	MP5B	Z	-15.055	4.5
105	MP5B	Mx	.007	4.5
106	MP5C	X	0	1.5
107	MP5C	Z	-16.197	1.5
108	MP5C	Mx	-.008	1.5
109	MP5C	X	0	4.5
110	MP5C	Z	-16.197	4.5
111	MP5C	Mx	-.008	4.5

Member Point Loads (BLC 16 : Antenna Wi (30 Deg))

	Member Label	Direction	Magnitude[lb.k-ft]	Location[ft. %]
1	MP2A	X	17.862	1
2	MP2A	Z	-30.937	1
3	MP2A	Mx	-.032	1
4	MP2A	X	17.862	5
5	MP2A	Z	-30.937	5
6	MP2A	Mx	-.032	5
7	MP2B	X	14.384	1
8	MP2B	Z	-24.914	1
9	MP2B	Mx	.014	1
10	MP2B	X	14.384	5
11	MP2B	Z	-24.914	5
12	MP2B	Mx	.014	5
13	MP2C	X	16.3	1
14	MP2C	Z	-28.232	1



Company :
 Designer :
 Job Number :
 Model Name :

May 3, 2021
 2:05 PM
 Checked By: _____

Member Point Loads (BLC 16 : Antenna Wi (30 Deg)) (Continued)

	Member Label	Direction	Magnitude[lb.k-ft]	Location[ft,%]
15	MP2C	Mx	.003	1
16	MP2C	X	16.3	5
17	MP2C	Z	-28.232	5
18	MP2C	Mx	.003	5
19	MP2A	X	17.862	1
20	MP2A	Z	-30.937	1
21	MP2A	Mx	.014	1
22	MP2A	X	17.862	5
23	MP2A	Z	-30.937	5
24	MP2A	Mx	.014	5
25	MP2B	X	14.384	1
26	MP2B	Z	-24.914	1
27	MP2B	Mx	.014	1
28	MP2B	X	14.384	5
29	MP2B	Z	-24.914	5
30	MP2B	Mx	.014	5
31	MP2C	X	16.3	1
32	MP2C	Z	-28.232	1
33	MP2C	Mx	-.028	1
34	MP2C	X	16.3	5
35	MP2C	Z	-28.232	5
36	MP2C	Mx	-.028	5
37	MP4A	X	8.03	2
38	MP4A	Z	-13.908	2
39	MP4A	Mx	-.004	2
40	MP4A	X	8.03	4
41	MP4A	Z	-13.908	4
42	MP4A	Mx	-.004	4
43	MP4B	X	3.987	2
44	MP4B	Z	-6.906	2
45	MP4B	Mx	.004	2
46	MP4B	X	3.987	4
47	MP4B	Z	-6.906	4
48	MP4B	Mx	.004	4
49	MP4C	X	6.214	2
50	MP4C	Z	-10.764	2
51	MP4C	Mx	-.005	2
52	MP4C	X	6.214	4
53	MP4C	Z	-10.764	4
54	MP4C	Mx	-.005	4
55	MP2A	X	7.293	3
56	MP2A	Z	-12.631	3
57	MP2A	Mx	.004	3
58	MP2B	X	5.487	3
59	MP2B	Z	-9.504	3
60	MP2B	Mx	-.005	3
61	MP2C	X	6.482	3
62	MP2C	Z	-11.226	3
63	MP2C	Mx	.005	3
64	MP3A	X	7.064	3
65	MP3A	Z	-12.235	3
66	MP3A	Mx	.004	3
67	MP3B	X	4.572	3
68	MP3B	Z	-7.919	3
69	MP3B	Mx	-.005	3
70	MP3C	X	5.945	3
71	MP3C	Z	-10.297	3

Member Point Loads (BLC 16 : Antenna Wi (30 Deg)) (Continued)

	Member Label	Direction	Magnitude[lb.k-ft]	Location[ft,%]
72	MP3C	Mx	.005	3
73	M107	X	11.6	1.25
74	M107	Z	-20.093	1.25
75	M107	Mx	0	1.25
76	MP1A	X	6.229	1.5
77	MP1A	Z	-10.79	1.5
78	MP1A	Mx	-.003	1.5
79	MP1A	X	6.229	4.5
80	MP1A	Z	-10.79	4.5
81	MP1A	Mx	-.003	4.5
82	MP1B	X	8.177	1.5
83	MP1B	Z	-14.162	1.5
84	MP1B	Mx	.008	1.5
85	MP1B	X	8.177	4.5
86	MP1B	Z	-14.162	4.5
87	MP1B	Mx	.008	4.5
88	MP1C	X	7.104	1.5
89	MP1C	Z	-12.304	1.5
90	MP1C	Mx	-.005	1.5
91	MP1C	X	7.104	4.5
92	MP1C	Z	-12.304	4.5
93	MP1C	Mx	-.005	4.5
94	MP5A	X	6.229	1.5
95	MP5A	Z	-10.79	1.5
96	MP5A	Mx	-.003	1.5
97	MP5A	X	6.229	4.5
98	MP5A	Z	-10.79	4.5
99	MP5A	Mx	-.003	4.5
100	MP5B	X	8.177	1.5
101	MP5B	Z	-14.162	1.5
102	MP5B	Mx	.008	1.5
103	MP5B	X	8.177	4.5
104	MP5B	Z	-14.162	4.5
105	MP5B	Mx	.008	4.5
106	MP5C	X	7.104	1.5
107	MP5C	Z	-12.304	1.5
108	MP5C	Mx	-.005	1.5
109	MP5C	X	7.104	4.5
110	MP5C	Z	-12.304	4.5
111	MP5C	Mx	-.005	4.5

Member Point Loads (BLC 17 : Antenna Wi (60 Deg))

	Member Label	Direction	Magnitude[lb.k-ft]	Location[ft,%]
1	MP2A	X	26.922	1
2	MP2A	Z	-15.543	1
3	MP2A	Mx	-.025	1
4	MP2A	X	26.922	5
5	MP2A	Z	-15.543	5
6	MP2A	Mx	-.025	5
7	MP2B	X	26.922	1
8	MP2B	Z	-15.543	1
9	MP2B	Mx	.002	1
10	MP2B	X	26.922	5
11	MP2B	Z	-15.543	5
12	MP2B	Mx	.002	5
13	MP2C	X	32.006	1



Company :
 Designer :
 Job Number :
 Model Name :

May 3, 2021
 2:05 PM
 Checked By: _____

Member Point Loads (BLC 17 : Antenna Wi (60 Deg)) (Continued)

	Member Label	Direction	Magnitude[lb.k-ft]	Location[ft,%]
14	MP2C	Z	-18.479	1
15	MP2C	Mx	.02	1
16	MP2C	X	32.006	5
17	MP2C	Z	-18.479	5
18	MP2C	Mx	.02	5
19	MP2A	X	26.922	1
20	MP2A	Z	-15.543	1
21	MP2A	Mx	-.002	1
22	MP2A	X	26.922	5
23	MP2A	Z	-15.543	5
24	MP2A	Mx	-.002	5
25	MP2B	X	26.922	1
26	MP2B	Z	-15.543	1
27	MP2B	Mx	.025	1
28	MP2B	X	26.922	5
29	MP2B	Z	-15.543	5
30	MP2B	Mx	.025	5
31	MP2C	X	32.006	1
32	MP2C	Z	-18.479	1
33	MP2C	Mx	-.032	1
34	MP2C	X	32.006	5
35	MP2C	Z	-18.479	5
36	MP2C	Mx	-.032	5
37	MP4A	X	9.24	2
38	MP4A	Z	-5.335	2
39	MP4A	Mx	-.005	2
40	MP4A	X	9.24	4
41	MP4A	Z	-5.335	4
42	MP4A	Mx	-.005	4
43	MP4B	X	9.24	2
44	MP4B	Z	-5.335	2
45	MP4B	Mx	.005	2
46	MP4B	X	9.24	4
47	MP4B	Z	-5.335	4
48	MP4B	Mx	.005	4
49	MP4C	X	15.15	2
50	MP4C	Z	-8.747	2
51	MP4C	Mx	-.003	2
52	MP4C	X	15.15	4
53	MP4C	Z	-8.747	4
54	MP4C	Mx	-.003	4
55	MP2A	X	10.546	3
56	MP2A	Z	-6.089	3
57	MP2A	Mx	.005	3
58	MP2B	X	10.546	3
59	MP2B	Z	-6.089	3
60	MP2B	Mx	-.005	3
61	MP2C	X	13.186	3
62	MP2C	Z	-7.613	3
63	MP2C	Mx	.003	3
64	MP3A	X	9.358	3
65	MP3A	Z	-5.403	3
66	MP3A	Mx	.005	3
67	MP3B	X	9.358	3
68	MP3B	Z	-5.403	3
69	MP3B	Mx	-.005	3
70	MP3C	X	13	3



Company :
 Designer :
 Job Number :
 Model Name :

May 3, 2021
 2:05 PM
 Checked By: _____

Member Point Loads (BLC 17 : Antenna Wi (60 Deg)) (Continued)

	Member Label	Direction	Magnitude[lb.k-ft]	Location[ft,%]
71	MP3C	Z	-7.506	3
72	MP3C	Mx	.003	3
73	M107	X	18.008	1.25
74	M107	Z	-10.397	1.25
75	M107	Mx	0	1.25
76	MP1A	X	13.038	1.5
77	MP1A	Z	-7.528	1.5
78	MP1A	Mx	-.007	1.5
79	MP1A	X	13.038	4.5
80	MP1A	Z	-7.528	4.5
81	MP1A	Mx	-.007	4.5
82	MP1B	X	13.038	1.5
83	MP1B	Z	-7.528	1.5
84	MP1B	Mx	.007	1.5
85	MP1B	X	13.038	4.5
86	MP1B	Z	-7.528	4.5
87	MP1B	Mx	.007	4.5
88	MP1C	X	10.191	1.5
89	MP1C	Z	-5.884	1.5
90	MP1C	Mx	-.002	1.5
91	MP1C	X	10.191	4.5
92	MP1C	Z	-5.884	4.5
93	MP1C	Mx	-.002	4.5
94	MP5A	X	13.038	1.5
95	MP5A	Z	-7.528	1.5
96	MP5A	Mx	-.007	1.5
97	MP5A	X	13.038	4.5
98	MP5A	Z	-7.528	4.5
99	MP5A	Mx	-.007	4.5
100	MP5B	X	13.038	1.5
101	MP5B	Z	-7.528	1.5
102	MP5B	Mx	.007	1.5
103	MP5B	X	13.038	4.5
104	MP5B	Z	-7.528	4.5
105	MP5B	Mx	.007	4.5
106	MP5C	X	10.191	1.5
107	MP5C	Z	-5.884	1.5
108	MP5C	Mx	-.002	1.5
109	MP5C	X	10.191	4.5
110	MP5C	Z	-5.884	4.5
111	MP5C	Mx	-.002	4.5

Member Point Loads (BLC 18 : Antenna Wi (90 Deg))

	Member Label	Direction	Magnitude[lb.k-ft]	Location[ft,%]
1	MP2A	X	28.768	1
2	MP2A	Z	0	1
3	MP2A	Mx	-.014	1
4	MP2A	X	28.768	5
5	MP2A	Z	0	5
6	MP2A	Mx	-.014	5
7	MP2B	X	35.723	1
8	MP2B	Z	0	1
9	MP2B	Mx	-.014	1
10	MP2B	X	35.723	5
11	MP2B	Z	0	5
12	MP2B	Mx	-.014	5

Member Point Loads (BLC 18 : Antenna Wi (90 Deg)) (Continued)

	Member Label	Direction	Magnitude[lb.k-ft]	Location[ft,%]
13	MP2C	X	37.762	1
14	MP2C	Z	0	1
15	MP2C	Mx	.031	1
16	MP2C	X	37.762	5
17	MP2C	Z	0	5
18	MP2C	Mx	.031	5
19	MP2A	X	28.768	1
20	MP2A	Z	0	1
21	MP2A	Mx	-.014	1
22	MP2A	X	28.768	5
23	MP2A	Z	0	5
24	MP2A	Mx	-.014	5
25	MP2B	X	35.723	1
26	MP2B	Z	0	1
27	MP2B	Mx	.032	1
28	MP2B	X	35.723	5
29	MP2B	Z	0	5
30	MP2B	Mx	.032	5
31	MP2C	X	37.762	1
32	MP2C	Z	0	1
33	MP2C	Mx	-.025	1
34	MP2C	X	37.762	5
35	MP2C	Z	0	5
36	MP2C	Mx	-.025	5
37	MP4A	X	7.975	2
38	MP4A	Z	0	2
39	MP4A	Mx	-.004	2
40	MP4A	X	7.975	4
41	MP4A	Z	0	4
42	MP4A	Mx	-.004	4
43	MP4B	X	16.06	2
44	MP4B	Z	0	2
45	MP4B	Mx	.004	2
46	MP4B	X	16.06	4
47	MP4B	Z	0	4
48	MP4B	Mx	.004	4
49	MP4C	X	18.43	2
50	MP4C	Z	0	2
51	MP4C	Mx	.002	2
52	MP4C	X	18.43	4
53	MP4C	Z	0	4
54	MP4C	Mx	.002	4
55	MP2A	X	10.974	3
56	MP2A	Z	0	3
57	MP2A	Mx	.005	3
58	MP2B	X	14.585	3
59	MP2B	Z	0	3
60	MP2B	Mx	-.004	3
61	MP2C	X	15.644	3
62	MP2C	Z	0	3
63	MP2C	Mx	-.001	3
64	MP3A	X	9.144	3
65	MP3A	Z	0	3
66	MP3A	Mx	.005	3
67	MP3B	X	14.128	3
68	MP3B	Z	0	3
69	MP3B	Mx	-.004	3



Company :
 Designer :
 Job Number :
 Model Name :

May 3, 2021
 2:05 PM
 Checked By: _____

Member Point Loads (BLC 18 : Antenna Wi (90 Deg)) (Continued)

	Member Label	Direction	Magnitude[lb.k-ft]	Location[ft,%]
70	MP3C	X	15.588	3
71	MP3C	Z	0	3
72	MP3C	Mx	-.001	3
73	M107	X	23.201	1.25
74	M107	Z	0	1.25
75	M107	Mx	0	1.25
76	MP1A	X	16.353	1.5
77	MP1A	Z	0	1.5
78	MP1A	Mx	-.008	1.5
79	MP1A	X	16.353	4.5
80	MP1A	Z	0	4.5
81	MP1A	Mx	-.008	4.5
82	MP1B	X	12.459	1.5
83	MP1B	Z	0	1.5
84	MP1B	Mx	.003	1.5
85	MP1B	X	12.459	4.5
86	MP1B	Z	0	4.5
87	MP1B	Mx	.003	4.5
88	MP1C	X	11.317	1.5
89	MP1C	Z	0	1.5
90	MP1C	Mx	.000983	1.5
91	MP1C	X	11.317	4.5
92	MP1C	Z	0	4.5
93	MP1C	Mx	.000983	4.5
94	MP5A	X	16.353	1.5
95	MP5A	Z	0	1.5
96	MP5A	Mx	-.008	1.5
97	MP5A	X	16.353	4.5
98	MP5A	Z	0	4.5
99	MP5A	Mx	-.008	4.5
100	MP5B	X	12.459	1.5
101	MP5B	Z	0	1.5
102	MP5B	Mx	.003	1.5
103	MP5B	X	12.459	4.5
104	MP5B	Z	0	4.5
105	MP5B	Mx	.003	4.5
106	MP5C	X	11.317	1.5
107	MP5C	Z	0	1.5
108	MP5C	Mx	.000983	1.5
109	MP5C	X	11.317	4.5
110	MP5C	Z	0	4.5
111	MP5C	Mx	.000983	4.5

Member Point Loads (BLC 19 : Antenna Wi (120 Deg))

	Member Label	Direction	Magnitude[lb.k-ft]	Location[ft,%]
1	MP2A	X	26.922	1
2	MP2A	Z	15.543	1
3	MP2A	Mx	-.002	1
4	MP2A	X	26.922	5
5	MP2A	Z	15.543	5
6	MP2A	Mx	-.002	5
7	MP2B	X	32.945	1
8	MP2B	Z	19.021	1
9	MP2B	Mx	-.029	1
10	MP2B	X	32.945	5
11	MP2B	Z	19.021	5



Company :
 Designer :
 Job Number :
 Model Name :

May 3, 2021
 2:05 PM
 Checked By: _____

Member Point Loads (BLC 19 : Antenna Wi (120 Deg)) (Continued)

	Member Label	Direction	Magnitude[lb.k-ft]	Location[ft,%]
12	MP2B	Mx	-.029	5
13	MP2C	X	29.627	1
14	MP2C	Z	17.105	1
15	MP2C	Mx	.031	1
16	MP2C	X	29.627	5
17	MP2C	Z	17.105	5
18	MP2C	Mx	.031	5
19	MP2A	X	26.922	1
20	MP2A	Z	15.543	1
21	MP2A	Mx	-.025	1
22	MP2A	X	26.922	5
23	MP2A	Z	15.543	5
24	MP2A	Mx	-.025	5
25	MP2B	X	32.945	1
26	MP2B	Z	19.021	1
27	MP2B	Mx	.029	1
28	MP2B	X	32.945	5
29	MP2B	Z	19.021	5
30	MP2B	Mx	.029	5
31	MP2C	X	29.627	1
32	MP2C	Z	17.105	1
33	MP2C	Mx	-.009	1
34	MP2C	X	29.627	5
35	MP2C	Z	17.105	5
36	MP2C	Mx	-.009	5
37	MP4A	X	9.24	2
38	MP4A	Z	5.335	2
39	MP4A	Mx	-.005	2
40	MP4A	X	9.24	4
41	MP4A	Z	5.335	4
42	MP4A	Mx	-.005	4
43	MP4B	X	16.242	2
44	MP4B	Z	9.377	2
45	MP4B	Mx	0	2
46	MP4B	X	16.242	4
47	MP4B	Z	9.377	4
48	MP4B	Mx	0	4
49	MP4C	X	12.385	2
50	MP4C	Z	7.15	2
51	MP4C	Mx	.005	2
52	MP4C	X	12.385	4
53	MP4C	Z	7.15	4
54	MP4C	Mx	.005	4
55	MP2A	X	10.546	3
56	MP2A	Z	6.089	3
57	MP2A	Mx	.005	3
58	MP2B	X	13.674	3
59	MP2B	Z	7.894	3
60	MP2B	Mx	0	3
61	MP2C	X	11.951	3
62	MP2C	Z	6.9	3
63	MP2C	Mx	-.004	3
64	MP3A	X	9.358	3
65	MP3A	Z	5.403	3
66	MP3A	Mx	.005	3
67	MP3B	X	13.674	3
68	MP3B	Z	7.894	3

Member Point Loads (BLC 19 : Antenna Wi (120 Deg)) (Continued)

	Member Label	Direction	Magnitude[lb.k-ft]	Location[ft,%]
69	MP3B	Mx	0	3
70	MP3C	X	11.296	3
71	MP3C	Z	6.522	3
72	MP3C	Mx	-.004	3
73	M107	X	24.262	1.25
74	M107	Z	14.008	1.25
75	M107	Mx	0	1.25
76	MP1A	X	13.038	1.5
77	MP1A	Z	7.528	1.5
78	MP1A	Mx	-.007	1.5
79	MP1A	X	13.038	4.5
80	MP1A	Z	7.528	4.5
81	MP1A	Mx	-.007	4.5
82	MP1B	X	9.665	1.5
83	MP1B	Z	5.58	1.5
84	MP1B	Mx	0	1.5
85	MP1B	X	9.665	4.5
86	MP1B	Z	5.58	4.5
87	MP1B	Mx	0	4.5
88	MP1C	X	11.523	1.5
89	MP1C	Z	6.653	1.5
90	MP1C	Mx	.004	1.5
91	MP1C	X	11.523	4.5
92	MP1C	Z	6.653	4.5
93	MP1C	Mx	.004	4.5
94	MP5A	X	13.038	1.5
95	MP5A	Z	7.528	1.5
96	MP5A	Mx	-.007	1.5
97	MP5A	X	13.038	4.5
98	MP5A	Z	7.528	4.5
99	MP5A	Mx	-.007	4.5
100	MP5B	X	9.665	1.5
101	MP5B	Z	5.58	1.5
102	MP5B	Mx	0	1.5
103	MP5B	X	9.665	4.5
104	MP5B	Z	5.58	4.5
105	MP5B	Mx	0	4.5
106	MP5C	X	11.523	1.5
107	MP5C	Z	6.653	1.5
108	MP5C	Mx	.004	1.5
109	MP5C	X	11.523	4.5
110	MP5C	Z	6.653	4.5
111	MP5C	Mx	.004	4.5

Member Point Loads (BLC 20 : Antenna Wi (150 Deg))

	Member Label	Direction	Magnitude[lb.k-ft]	Location[ft,%]
1	MP2A	X	17.862	1
2	MP2A	Z	30.937	1
3	MP2A	Mx	.014	1
4	MP2A	X	17.862	5
5	MP2A	Z	30.937	5
6	MP2A	Mx	.014	5
7	MP2B	X	17.862	1
8	MP2B	Z	30.937	1
9	MP2B	Mx	-.032	1
10	MP2B	X	17.862	5



Company :
 Designer :
 Job Number :
 Model Name :

May 3, 2021
 2:05 PM
 Checked By: _____

Member Point Loads (BLC 20 : Antenna Wi (150 Deg)) (Continued)

	Member Label	Direction	Magnitude[lb.k-ft]	Location[ft,%]
11	MP2B	Z	30.937	5
12	MP2B	Mx	-.032	5
13	MP2C	X	14.926	1
14	MP2C	Z	25.853	1
15	MP2C	Mx	.022	1
16	MP2C	X	14.926	5
17	MP2C	Z	25.853	5
18	MP2C	Mx	.022	5
19	MP2A	X	17.862	1
20	MP2A	Z	30.937	1
21	MP2A	Mx	-.032	1
22	MP2A	X	17.862	5
23	MP2A	Z	30.937	5
24	MP2A	Mx	-.032	5
25	MP2B	X	17.862	1
26	MP2B	Z	30.937	1
27	MP2B	Mx	.014	1
28	MP2B	X	17.862	5
29	MP2B	Z	30.937	5
30	MP2B	Mx	.014	5
31	MP2C	X	14.926	1
32	MP2C	Z	25.853	1
33	MP2C	Mx	.006	1
34	MP2C	X	14.926	5
35	MP2C	Z	25.853	5
36	MP2C	Mx	.006	5
37	MP4A	X	8.03	2
38	MP4A	Z	13.908	2
39	MP4A	Mx	-.004	2
40	MP4A	X	8.03	4
41	MP4A	Z	13.908	4
42	MP4A	Mx	-.004	4
43	MP4B	X	8.03	2
44	MP4B	Z	13.908	2
45	MP4B	Mx	-.004	2
46	MP4B	X	8.03	4
47	MP4B	Z	13.908	4
48	MP4B	Mx	-.004	4
49	MP4C	X	4.618	2
50	MP4C	Z	7.999	2
51	MP4C	Mx	.004	2
52	MP4C	X	4.618	4
53	MP4C	Z	7.999	4
54	MP4C	Mx	.004	4
55	MP2A	X	7.293	3
56	MP2A	Z	12.631	3
57	MP2A	Mx	.004	3
58	MP2B	X	7.293	3
59	MP2B	Z	12.631	3
60	MP2B	Mx	.004	3
61	MP2C	X	5.768	3
62	MP2C	Z	9.991	3
63	MP2C	Mx	-.005	3
64	MP3A	X	7.064	3
65	MP3A	Z	12.235	3
66	MP3A	Mx	.004	3
67	MP3B	X	7.064	3



Company :
 Designer :
 Job Number :
 Model Name :

May 3, 2021
 2:05 PM
 Checked By: _____

Member Point Loads (BLC 20 : Antenna Wi (150 Deg)) (Continued)

	Member Label	Direction	Magnitude[lb.k-ft]	Location[ft.%]
68	MP3B	Z	12.235	3
69	MP3B	Mx	.004	3
70	MP3C	X	4.961	3
71	MP3C	Z	8.592	3
72	MP3C	Mx	-.005	3
73	M107	X	15.212	1.25
74	M107	Z	26.347	1.25
75	M107	Mx	0	1.25
76	MP1A	X	6.229	1.5
77	MP1A	Z	10.79	1.5
78	MP1A	Mx	-.003	1.5
79	MP1A	X	6.229	4.5
80	MP1A	Z	10.79	4.5
81	MP1A	Mx	-.003	4.5
82	MP1B	X	6.229	1.5
83	MP1B	Z	10.79	1.5
84	MP1B	Mx	-.003	1.5
85	MP1B	X	6.229	4.5
86	MP1B	Z	10.79	4.5
87	MP1B	Mx	-.003	4.5
88	MP1C	X	7.873	1.5
89	MP1C	Z	13.636	1.5
90	MP1C	Mx	.007	1.5
91	MP1C	X	7.873	4.5
92	MP1C	Z	13.636	4.5
93	MP1C	Mx	.007	4.5
94	MP5A	X	6.229	1.5
95	MP5A	Z	10.79	1.5
96	MP5A	Mx	-.003	1.5
97	MP5A	X	6.229	4.5
98	MP5A	Z	10.79	4.5
99	MP5A	Mx	-.003	4.5
100	MP5B	X	6.229	1.5
101	MP5B	Z	10.79	1.5
102	MP5B	Mx	-.003	1.5
103	MP5B	X	6.229	4.5
104	MP5B	Z	10.79	4.5
105	MP5B	Mx	-.003	4.5
106	MP5C	X	7.873	1.5
107	MP5C	Z	13.636	1.5
108	MP5C	Mx	.007	1.5
109	MP5C	X	7.873	4.5
110	MP5C	Z	13.636	4.5
111	MP5C	Mx	.007	4.5

Member Point Loads (BLC 21 : Antenna Wi (180 Deg))

	Member Label	Direction	Magnitude[lb.k-ft]	Location[ft.%]
1	MP2A	X	0	1
2	MP2A	Z	38.042	1
3	MP2A	Mx	.029	1
4	MP2A	X	0	5
5	MP2A	Z	38.042	5
6	MP2A	Mx	.029	5
7	MP2B	X	0	1
8	MP2B	Z	31.087	1
9	MP2B	Mx	-.025	1



Company :
 Designer :
 Job Number :
 Model Name :

May 3, 2021
 2:05 PM
 Checked By: _____

Member Point Loads (BLC 21 : Antenna Wi (180 Deg)) (Continued)

	Member Label	Direction	Magnitude[lb.k-ft]	Location[ft,%]
10	MP2B	X	0	5
11	MP2B	Z	31.087	5
12	MP2B	Mx	-.025	5
13	MP2C	X	0	1
14	MP2C	Z	29.048	1
15	MP2C	Mx	.011	1
16	MP2C	X	0	5
17	MP2C	Z	29.048	5
18	MP2C	Mx	.011	5
19	MP2A	X	0	1
20	MP2A	Z	38.042	1
21	MP2A	Mx	-.029	1
22	MP2A	X	0	5
23	MP2A	Z	38.042	5
24	MP2A	Mx	-.029	5
25	MP2B	X	0	1
26	MP2B	Z	31.087	1
27	MP2B	Mx	-.002	1
28	MP2B	X	0	5
29	MP2B	Z	31.087	5
30	MP2B	Mx	-.002	5
31	MP2C	X	0	1
32	MP2C	Z	29.048	1
33	MP2C	Mx	.018	1
34	MP2C	X	0	5
35	MP2C	Z	29.048	5
36	MP2C	Mx	.018	5
37	MP4A	X	0	2
38	MP4A	Z	18.755	2
39	MP4A	Mx	0	2
40	MP4A	X	0	4
41	MP4A	Z	18.755	4
42	MP4A	Mx	0	4
43	MP4B	X	0	2
44	MP4B	Z	10.67	2
45	MP4B	Mx	-.005	2
46	MP4B	X	0	4
47	MP4B	Z	10.67	4
48	MP4B	Mx	-.005	4
49	MP4C	X	0	2
50	MP4C	Z	8.3	2
51	MP4C	Mx	.004	2
52	MP4C	X	0	4
53	MP4C	Z	8.3	4
54	MP4C	Mx	.004	4
55	MP2A	X	0	3
56	MP2A	Z	15.789	3
57	MP2A	Mx	0	3
58	MP2B	X	0	3
59	MP2B	Z	12.178	3
60	MP2B	Mx	.005	3
61	MP2C	X	0	3
62	MP2C	Z	11.119	3
63	MP2C	Mx	-.005	3
64	MP3A	X	0	3
65	MP3A	Z	15.789	3
66	MP3A	Mx	0	3



Company :
 Designer :
 Job Number :
 Model Name :

May 3, 2021
 2:05 PM
 Checked By: _____

Member Point Loads (BLC 21 : Antenna Wi (180 Deg)) (Continued)

	Member Label	Direction	Magnitude[lb.k-ft]	Location[ft. %]
67	MP3B	X	0	3
68	MP3B	Z	10.805	3
69	MP3B	Mx	.005	3
70	MP3C	X	0	3
71	MP3C	Z	9.344	3
72	MP3C	Mx	-.005	3
73	M107	X	0	1.25
74	M107	Z	28.016	1.25
75	M107	Mx	0	1.25
76	MP1A	X	0	1.5
77	MP1A	Z	11.161	1.5
78	MP1A	Mx	0	1.5
79	MP1A	X	0	4.5
80	MP1A	Z	11.161	4.5
81	MP1A	Mx	0	4.5
82	MP1B	X	0	1.5
83	MP1B	Z	15.055	1.5
84	MP1B	Mx	-.007	1.5
85	MP1B	X	0	4.5
86	MP1B	Z	15.055	4.5
87	MP1B	Mx	-.007	4.5
88	MP1C	X	0	1.5
89	MP1C	Z	16.197	1.5
90	MP1C	Mx	.008	1.5
91	MP1C	X	0	4.5
92	MP1C	Z	16.197	4.5
93	MP1C	Mx	.008	4.5
94	MP5A	X	0	1.5
95	MP5A	Z	11.161	1.5
96	MP5A	Mx	0	1.5
97	MP5A	X	0	4.5
98	MP5A	Z	11.161	4.5
99	MP5A	Mx	0	4.5
100	MP5B	X	0	1.5
101	MP5B	Z	15.055	1.5
102	MP5B	Mx	-.007	1.5
103	MP5B	X	0	4.5
104	MP5B	Z	15.055	4.5
105	MP5B	Mx	-.007	4.5
106	MP5C	X	0	1.5
107	MP5C	Z	16.197	1.5
108	MP5C	Mx	.008	1.5
109	MP5C	X	0	4.5
110	MP5C	Z	16.197	4.5
111	MP5C	Mx	.008	4.5

Member Point Loads (BLC 22 : Antenna Wi (210 Deg))

	Member Label	Direction	Magnitude[lb.k-ft]	Location[ft. %]
1	MP2A	X	-17.862	1
2	MP2A	Z	30.937	1
3	MP2A	Mx	.032	1
4	MP2A	X	-17.862	5
5	MP2A	Z	30.937	5
6	MP2A	Mx	.032	5
7	MP2B	X	-14.384	1
8	MP2B	Z	24.914	1



Company :
 Designer :
 Job Number :
 Model Name :

May 3, 2021
 2:05 PM
 Checked By: _____

Member Point Loads (BLC 22 : Antenna Wi (210 Deg)) (Continued)

	Member Label	Direction	Magnitude[lb.k-ft]	Location[ft,%]
9	MP2B	Mx	-.014	1
10	MP2B	X	-14.384	5
11	MP2B	Z	24.914	5
12	MP2B	Mx	-.014	5
13	MP2C	X	-16.3	1
14	MP2C	Z	28.232	1
15	MP2C	Mx	-.003	1
16	MP2C	X	-16.3	5
17	MP2C	Z	28.232	5
18	MP2C	Mx	-.003	5
19	MP2A	X	-17.862	1
20	MP2A	Z	30.937	1
21	MP2A	Mx	-.014	1
22	MP2A	X	-17.862	5
23	MP2A	Z	30.937	5
24	MP2A	Mx	-.014	5
25	MP2B	X	-14.384	1
26	MP2B	Z	24.914	1
27	MP2B	Mx	-.014	1
28	MP2B	X	-14.384	5
29	MP2B	Z	24.914	5
30	MP2B	Mx	-.014	5
31	MP2C	X	-16.3	1
32	MP2C	Z	28.232	1
33	MP2C	Mx	.028	1
34	MP2C	X	-16.3	5
35	MP2C	Z	28.232	5
36	MP2C	Mx	.028	5
37	MP4A	X	-8.03	2
38	MP4A	Z	13.908	2
39	MP4A	Mx	.004	2
40	MP4A	X	-8.03	4
41	MP4A	Z	13.908	4
42	MP4A	Mx	.004	4
43	MP4B	X	-3.987	2
44	MP4B	Z	6.906	2
45	MP4B	Mx	-.004	2
46	MP4B	X	-3.987	4
47	MP4B	Z	6.906	4
48	MP4B	Mx	-.004	4
49	MP4C	X	-6.214	2
50	MP4C	Z	10.764	2
51	MP4C	Mx	.005	2
52	MP4C	X	-6.214	4
53	MP4C	Z	10.764	4
54	MP4C	Mx	.005	4
55	MP2A	X	-7.293	3
56	MP2A	Z	12.631	3
57	MP2A	Mx	-.004	3
58	MP2B	X	-5.487	3
59	MP2B	Z	9.504	3
60	MP2B	Mx	.005	3
61	MP2C	X	-6.482	3
62	MP2C	Z	11.226	3
63	MP2C	Mx	-.005	3
64	MP3A	X	-7.064	3
65	MP3A	Z	12.235	3



Company :
 Designer :
 Job Number :
 Model Name :

May 3, 2021
 2:05 PM
 Checked By: _____

Member Point Loads (BLC 22 : Antenna Wi (210 Deg)) (Continued)

	Member Label	Direction	Magnitude[lb.k-ft]	Location[ft,%]
66	MP3A	Mx	-.004	3
67	MP3B	X	-4.572	3
68	MP3B	Z	7.919	3
69	MP3B	Mx	.005	3
70	MP3C	X	-5.945	3
71	MP3C	Z	10.297	3
72	MP3C	Mx	-.005	3
73	M107	X	-11.6	1.25
74	M107	Z	20.093	1.25
75	M107	Mx	0	1.25
76	MP1A	X	-6.229	1.5
77	MP1A	Z	10.79	1.5
78	MP1A	Mx	.003	1.5
79	MP1A	X	-6.229	4.5
80	MP1A	Z	10.79	4.5
81	MP1A	Mx	.003	4.5
82	MP1B	X	-8.177	1.5
83	MP1B	Z	14.162	1.5
84	MP1B	Mx	-.008	1.5
85	MP1B	X	-8.177	4.5
86	MP1B	Z	14.162	4.5
87	MP1B	Mx	-.008	4.5
88	MP1C	X	-7.104	1.5
89	MP1C	Z	12.304	1.5
90	MP1C	Mx	.005	1.5
91	MP1C	X	-7.104	4.5
92	MP1C	Z	12.304	4.5
93	MP1C	Mx	.005	4.5
94	MP5A	X	-6.229	1.5
95	MP5A	Z	10.79	1.5
96	MP5A	Mx	.003	1.5
97	MP5A	X	-6.229	4.5
98	MP5A	Z	10.79	4.5
99	MP5A	Mx	.003	4.5
100	MP5B	X	-8.177	1.5
101	MP5B	Z	14.162	1.5
102	MP5B	Mx	-.008	1.5
103	MP5B	X	-8.177	4.5
104	MP5B	Z	14.162	4.5
105	MP5B	Mx	-.008	4.5
106	MP5C	X	-7.104	1.5
107	MP5C	Z	12.304	1.5
108	MP5C	Mx	.005	1.5
109	MP5C	X	-7.104	4.5
110	MP5C	Z	12.304	4.5
111	MP5C	Mx	.005	4.5

Member Point Loads (BLC 23 : Antenna Wi (240 Deg))

	Member Label	Direction	Magnitude[lb.k-ft]	Location[ft,%]
1	MP2A	X	-26.922	1
2	MP2A	Z	15.543	1
3	MP2A	Mx	.025	1
4	MP2A	X	-26.922	5
5	MP2A	Z	15.543	5
6	MP2A	Mx	.025	5
7	MP2B	X	-26.922	1



Company :
 Designer :
 Job Number :
 Model Name :

May 3, 2021
 2:05 PM
 Checked By: _____

Member Point Loads (BLC 23 : Antenna Wi (240 Deg)) (Continued)

	Member Label	Direction	Magnitude[lb.k-ft]	Location[ft,%]
8	MP2B	Z	15.543	1
9	MP2B	Mx	-.002	1
10	MP2B	X	-26.922	5
11	MP2B	Z	15.543	5
12	MP2B	Mx	-.002	5
13	MP2C	X	-32.006	1
14	MP2C	Z	18.479	1
15	MP2C	Mx	-.02	1
16	MP2C	X	-32.006	5
17	MP2C	Z	18.479	5
18	MP2C	Mx	-.02	5
19	MP2A	X	-26.922	1
20	MP2A	Z	15.543	1
21	MP2A	Mx	.002	1
22	MP2A	X	-26.922	5
23	MP2A	Z	15.543	5
24	MP2A	Mx	.002	5
25	MP2B	X	-26.922	1
26	MP2B	Z	15.543	1
27	MP2B	Mx	-.025	1
28	MP2B	X	-26.922	5
29	MP2B	Z	15.543	5
30	MP2B	Mx	-.025	5
31	MP2C	X	-32.006	1
32	MP2C	Z	18.479	1
33	MP2C	Mx	.032	1
34	MP2C	X	-32.006	5
35	MP2C	Z	18.479	5
36	MP2C	Mx	.032	5
37	MP4A	X	-9.24	2
38	MP4A	Z	5.335	2
39	MP4A	Mx	.005	2
40	MP4A	X	-9.24	4
41	MP4A	Z	5.335	4
42	MP4A	Mx	.005	4
43	MP4B	X	-9.24	2
44	MP4B	Z	5.335	2
45	MP4B	Mx	-.005	2
46	MP4B	X	-9.24	4
47	MP4B	Z	5.335	4
48	MP4B	Mx	-.005	4
49	MP4C	X	-15.15	2
50	MP4C	Z	8.747	2
51	MP4C	Mx	.003	2
52	MP4C	X	-15.15	4
53	MP4C	Z	8.747	4
54	MP4C	Mx	.003	4
55	MP2A	X	-10.546	3
56	MP2A	Z	6.089	3
57	MP2A	Mx	-.005	3
58	MP2B	X	-10.546	3
59	MP2B	Z	6.089	3
60	MP2B	Mx	.005	3
61	MP2C	X	-13.186	3
62	MP2C	Z	7.613	3
63	MP2C	Mx	-.003	3
64	MP3A	X	-9.358	3

Member Point Loads (BLC 23 : Antenna Wi (240 Deg)) (Continued)

	Member Label	Direction	Magnitude[lb.k-ft]	Location[ft,%]
65	MP3A	Z	5.403	3
66	MP3A	Mx	-0.005	3
67	MP3B	X	-9.358	3
68	MP3B	Z	5.403	3
69	MP3B	Mx	.005	3
70	MP3C	X	-13	3
71	MP3C	Z	7.506	3
72	MP3C	Mx	-0.003	3
73	M107	X	-18.008	1.25
74	M107	Z	10.397	1.25
75	M107	Mx	0	1.25
76	MP1A	X	-13.038	1.5
77	MP1A	Z	7.528	1.5
78	MP1A	Mx	.007	1.5
79	MP1A	X	-13.038	4.5
80	MP1A	Z	7.528	4.5
81	MP1A	Mx	.007	4.5
82	MP1B	X	-13.038	1.5
83	MP1B	Z	7.528	1.5
84	MP1B	Mx	-0.007	1.5
85	MP1B	X	-13.038	4.5
86	MP1B	Z	7.528	4.5
87	MP1B	Mx	-0.007	4.5
88	MP1C	X	-10.191	1.5
89	MP1C	Z	5.884	1.5
90	MP1C	Mx	.002	1.5
91	MP1C	X	-10.191	4.5
92	MP1C	Z	5.884	4.5
93	MP1C	Mx	.002	4.5
94	MP5A	X	-13.038	1.5
95	MP5A	Z	7.528	1.5
96	MP5A	Mx	.007	1.5
97	MP5A	X	-13.038	4.5
98	MP5A	Z	7.528	4.5
99	MP5A	Mx	.007	4.5
100	MP5B	X	-13.038	1.5
101	MP5B	Z	7.528	1.5
102	MP5B	Mx	-0.007	1.5
103	MP5B	X	-13.038	4.5
104	MP5B	Z	7.528	4.5
105	MP5B	Mx	-0.007	4.5
106	MP5C	X	-10.191	1.5
107	MP5C	Z	5.884	1.5
108	MP5C	Mx	.002	1.5
109	MP5C	X	-10.191	4.5
110	MP5C	Z	5.884	4.5
111	MP5C	Mx	.002	4.5

Member Point Loads (BLC 24 : Antenna Wi (270 Deg))

	Member Label	Direction	Magnitude[lb.k-ft]	Location[ft,%]
1	MP2A	X	-28.768	1
2	MP2A	Z	0	1
3	MP2A	Mx	.014	1
4	MP2A	X	-28.768	5
5	MP2A	Z	0	5
6	MP2A	Mx	.014	5

Member Point Loads (BLC 24 : Antenna Wi (270 Deg)) (Continued)

	Member Label	Direction	Magnitude[lb.k-ft]	Location[ft,%]
7	MP2B	X	-35.723	1
8	MP2B	Z	0	1
9	MP2B	Mx	.014	1
10	MP2B	X	-35.723	5
11	MP2B	Z	0	5
12	MP2B	Mx	.014	5
13	MP2C	X	-37.762	1
14	MP2C	Z	0	1
15	MP2C	Mx	-.031	1
16	MP2C	X	-37.762	5
17	MP2C	Z	0	5
18	MP2C	Mx	-.031	5
19	MP2A	X	-28.768	1
20	MP2A	Z	0	1
21	MP2A	Mx	.014	1
22	MP2A	X	-28.768	5
23	MP2A	Z	0	5
24	MP2A	Mx	.014	5
25	MP2B	X	-35.723	1
26	MP2B	Z	0	1
27	MP2B	Mx	-.032	1
28	MP2B	X	-35.723	5
29	MP2B	Z	0	5
30	MP2B	Mx	-.032	5
31	MP2C	X	-37.762	1
32	MP2C	Z	0	1
33	MP2C	Mx	.025	1
34	MP2C	X	-37.762	5
35	MP2C	Z	0	5
36	MP2C	Mx	.025	5
37	MP4A	X	-7.975	2
38	MP4A	Z	0	2
39	MP4A	Mx	.004	2
40	MP4A	X	-7.975	4
41	MP4A	Z	0	4
42	MP4A	Mx	.004	4
43	MP4B	X	-16.06	2
44	MP4B	Z	0	2
45	MP4B	Mx	-.004	2
46	MP4B	X	-16.06	4
47	MP4B	Z	0	4
48	MP4B	Mx	-.004	4
49	MP4C	X	-18.43	2
50	MP4C	Z	0	2
51	MP4C	Mx	-.002	2
52	MP4C	X	-18.43	4
53	MP4C	Z	0	4
54	MP4C	Mx	-.002	4
55	MP2A	X	-10.974	3
56	MP2A	Z	0	3
57	MP2A	Mx	-.005	3
58	MP2B	X	-14.585	3
59	MP2B	Z	0	3
60	MP2B	Mx	.004	3
61	MP2C	X	-15.644	3
62	MP2C	Z	0	3
63	MP2C	Mx	.001	3



Company :
 Designer :
 Job Number :
 Model Name :

May 3, 2021
 2:05 PM
 Checked By: _____

Member Point Loads (BLC 24 : Antenna Wi (270 Deg)) (Continued)

	Member Label	Direction	Magnitude[lb.k-ft]	Location[ft,%]
64	MP3A	X	-9.144	3
65	MP3A	Z	0	3
66	MP3A	Mx	-.005	3
67	MP3B	X	-14.128	3
68	MP3B	Z	0	3
69	MP3B	Mx	.004	3
70	MP3C	X	-15.588	3
71	MP3C	Z	0	3
72	MP3C	Mx	.001	3
73	M107	X	-23.201	1.25
74	M107	Z	0	1.25
75	M107	Mx	0	1.25
76	MP1A	X	-16.353	1.5
77	MP1A	Z	0	1.5
78	MP1A	Mx	.008	1.5
79	MP1A	X	-16.353	4.5
80	MP1A	Z	0	4.5
81	MP1A	Mx	.008	4.5
82	MP1B	X	-12.459	1.5
83	MP1B	Z	0	1.5
84	MP1B	Mx	-.003	1.5
85	MP1B	X	-12.459	4.5
86	MP1B	Z	0	4.5
87	MP1B	Mx	-.003	4.5
88	MP1C	X	-11.317	1.5
89	MP1C	Z	0	1.5
90	MP1C	Mx	-.000983	1.5
91	MP1C	X	-11.317	4.5
92	MP1C	Z	0	4.5
93	MP1C	Mx	-.000983	4.5
94	MP5A	X	-16.353	1.5
95	MP5A	Z	0	1.5
96	MP5A	Mx	.008	1.5
97	MP5A	X	-16.353	4.5
98	MP5A	Z	0	4.5
99	MP5A	Mx	.008	4.5
100	MP5B	X	-12.459	1.5
101	MP5B	Z	0	1.5
102	MP5B	Mx	-.003	1.5
103	MP5B	X	-12.459	4.5
104	MP5B	Z	0	4.5
105	MP5B	Mx	-.003	4.5
106	MP5C	X	-11.317	1.5
107	MP5C	Z	0	1.5
108	MP5C	Mx	-.000983	1.5
109	MP5C	X	-11.317	4.5
110	MP5C	Z	0	4.5
111	MP5C	Mx	-.000983	4.5

Member Point Loads (BLC 25 : Antenna Wi (300 Deg))

	Member Label	Direction	Magnitude[lb.k-ft]	Location[ft,%]
1	MP2A	X	-26.922	1
2	MP2A	Z	-15.543	1
3	MP2A	Mx	.002	1
4	MP2A	X	-26.922	5
5	MP2A	Z	-15.543	5



Company :
 Designer :
 Job Number :
 Model Name :

May 3, 2021
 2:05 PM
 Checked By: _____

Member Point Loads (BLC 25 : Antenna Wi (300 Deg)) (Continued)

	Member Label	Direction	Magnitude[lb.k-ft]	Location[ft,%]
6	MP2A	Mx	.002	5
7	MP2B	X	-32.945	1
8	MP2B	Z	-19.021	1
9	MP2B	Mx	.029	1
10	MP2B	X	-32.945	5
11	MP2B	Z	-19.021	5
12	MP2B	Mx	.029	5
13	MP2C	X	-29.627	1
14	MP2C	Z	-17.105	1
15	MP2C	Mx	-.031	1
16	MP2C	X	-29.627	5
17	MP2C	Z	-17.105	5
18	MP2C	Mx	-.031	5
19	MP2A	X	-26.922	1
20	MP2A	Z	-15.543	1
21	MP2A	Mx	.025	1
22	MP2A	X	-26.922	5
23	MP2A	Z	-15.543	5
24	MP2A	Mx	.025	5
25	MP2B	X	-32.945	1
26	MP2B	Z	-19.021	1
27	MP2B	Mx	-.029	1
28	MP2B	X	-32.945	5
29	MP2B	Z	-19.021	5
30	MP2B	Mx	-.029	5
31	MP2C	X	-29.627	1
32	MP2C	Z	-17.105	1
33	MP2C	Mx	.009	1
34	MP2C	X	-29.627	5
35	MP2C	Z	-17.105	5
36	MP2C	Mx	.009	5
37	MP4A	X	-9.24	2
38	MP4A	Z	-5.335	2
39	MP4A	Mx	.005	2
40	MP4A	X	-9.24	4
41	MP4A	Z	-5.335	4
42	MP4A	Mx	.005	4
43	MP4B	X	-16.242	2
44	MP4B	Z	-9.377	2
45	MP4B	Mx	0	2
46	MP4B	X	-16.242	4
47	MP4B	Z	-9.377	4
48	MP4B	Mx	0	4
49	MP4C	X	-12.385	2
50	MP4C	Z	-7.15	2
51	MP4C	Mx	-.005	2
52	MP4C	X	-12.385	4
53	MP4C	Z	-7.15	4
54	MP4C	Mx	-.005	4
55	MP2A	X	-10.546	3
56	MP2A	Z	-6.089	3
57	MP2A	Mx	-.005	3
58	MP2B	X	-13.674	3
59	MP2B	Z	-7.894	3
60	MP2B	Mx	0	3
61	MP2C	X	-11.951	3
62	MP2C	Z	-6.9	3

Member Point Loads (BLC 25 : Antenna Wi (300 Deg)) (Continued)

	Member Label	Direction	Magnitude[lb.k-ft]	Location[ft. %]
63	MP2C	Mx	.004	3
64	MP3A	X	-9.358	3
65	MP3A	Z	-5.403	3
66	MP3A	Mx	-.005	3
67	MP3B	X	-13.674	3
68	MP3B	Z	-7.894	3
69	MP3B	Mx	0	3
70	MP3C	X	-11.296	3
71	MP3C	Z	-6.522	3
72	MP3C	Mx	.004	3
73	M107	X	-24.262	1.25
74	M107	Z	-14.008	1.25
75	M107	Mx	0	1.25
76	MP1A	X	-13.038	1.5
77	MP1A	Z	-7.528	1.5
78	MP1A	Mx	.007	1.5
79	MP1A	X	-13.038	4.5
80	MP1A	Z	-7.528	4.5
81	MP1A	Mx	.007	4.5
82	MP1B	X	-9.665	1.5
83	MP1B	Z	-5.58	1.5
84	MP1B	Mx	0	1.5
85	MP1B	X	-9.665	4.5
86	MP1B	Z	-5.58	4.5
87	MP1B	Mx	0	4.5
88	MP1C	X	-11.523	1.5
89	MP1C	Z	-6.653	1.5
90	MP1C	Mx	-.004	1.5
91	MP1C	X	-11.523	4.5
92	MP1C	Z	-6.653	4.5
93	MP1C	Mx	-.004	4.5
94	MP5A	X	-13.038	1.5
95	MP5A	Z	-7.528	1.5
96	MP5A	Mx	.007	1.5
97	MP5A	X	-13.038	4.5
98	MP5A	Z	-7.528	4.5
99	MP5A	Mx	.007	4.5
100	MP5B	X	-9.665	1.5
101	MP5B	Z	-5.58	1.5
102	MP5B	Mx	0	1.5
103	MP5B	X	-9.665	4.5
104	MP5B	Z	-5.58	4.5
105	MP5B	Mx	0	4.5
106	MP5C	X	-11.523	1.5
107	MP5C	Z	-6.653	1.5
108	MP5C	Mx	-.004	1.5
109	MP5C	X	-11.523	4.5
110	MP5C	Z	-6.653	4.5
111	MP5C	Mx	-.004	4.5

Member Point Loads (BLC 26 : Antenna Wi (330 Deg))

	Member Label	Direction	Magnitude[lb.k-ft]	Location[ft. %]
1	MP2A	X	-17.862	1
2	MP2A	Z	-30.937	1
3	MP2A	Mx	-.014	1
4	MP2A	X	-17.862	5



Company :
 Designer :
 Job Number :
 Model Name :

May 3, 2021
 2:05 PM
 Checked By: _____

Member Point Loads (BLC 26 : Antenna Wi (330 Deg)) (Continued)

	Member Label	Direction	Magnitude[lb.k-ft]	Location[ft,%]
5	MP2A	Z	-30.937	5
6	MP2A	Mx	-.014	5
7	MP2B	X	-17.862	1
8	MP2B	Z	-30.937	1
9	MP2B	Mx	.032	1
10	MP2B	X	-17.862	5
11	MP2B	Z	-30.937	5
12	MP2B	Mx	.032	5
13	MP2C	X	-14.926	1
14	MP2C	Z	-25.853	1
15	MP2C	Mx	-.022	1
16	MP2C	X	-14.926	5
17	MP2C	Z	-25.853	5
18	MP2C	Mx	-.022	5
19	MP2A	X	-17.862	1
20	MP2A	Z	-30.937	1
21	MP2A	Mx	.032	1
22	MP2A	X	-17.862	5
23	MP2A	Z	-30.937	5
24	MP2A	Mx	.032	5
25	MP2B	X	-17.862	1
26	MP2B	Z	-30.937	1
27	MP2B	Mx	-.014	1
28	MP2B	X	-17.862	5
29	MP2B	Z	-30.937	5
30	MP2B	Mx	-.014	5
31	MP2C	X	-14.926	1
32	MP2C	Z	-25.853	1
33	MP2C	Mx	-.006	1
34	MP2C	X	-14.926	5
35	MP2C	Z	-25.853	5
36	MP2C	Mx	-.006	5
37	MP4A	X	-8.03	2
38	MP4A	Z	-13.908	2
39	MP4A	Mx	.004	2
40	MP4A	X	-8.03	4
41	MP4A	Z	-13.908	4
42	MP4A	Mx	.004	4
43	MP4B	X	-8.03	2
44	MP4B	Z	-13.908	2
45	MP4B	Mx	.004	2
46	MP4B	X	-8.03	4
47	MP4B	Z	-13.908	4
48	MP4B	Mx	.004	4
49	MP4C	X	-4.618	2
50	MP4C	Z	-7.999	2
51	MP4C	Mx	-.004	2
52	MP4C	X	-4.618	4
53	MP4C	Z	-7.999	4
54	MP4C	Mx	-.004	4
55	MP2A	X	-7.293	3
56	MP2A	Z	-12.631	3
57	MP2A	Mx	-.004	3
58	MP2B	X	-7.293	3
59	MP2B	Z	-12.631	3
60	MP2B	Mx	-.004	3
61	MP2C	X	-5.768	3



Company :
 Designer :
 Job Number :
 Model Name :

May 3, 2021
 2:05 PM
 Checked By: _____

Member Point Loads (BLC 26 : Antenna Wi (330 Deg)) (Continued)

	Member Label	Direction	Magnitude[lb.k-ft]	Location[ft,%]
62	MP2C	Z	-9.991	3
63	MP2C	Mx	.005	3
64	MP3A	X	-7.064	3
65	MP3A	Z	-12.235	3
66	MP3A	Mx	-.004	3
67	MP3B	X	-7.064	3
68	MP3B	Z	-12.235	3
69	MP3B	Mx	-.004	3
70	MP3C	X	-4.961	3
71	MP3C	Z	-8.592	3
72	MP3C	Mx	.005	3
73	M107	X	-15.212	1.25
74	M107	Z	-26.347	1.25
75	M107	Mx	0	1.25
76	MP1A	X	-6.229	1.5
77	MP1A	Z	-10.79	1.5
78	MP1A	Mx	.003	1.5
79	MP1A	X	-6.229	4.5
80	MP1A	Z	-10.79	4.5
81	MP1A	Mx	.003	4.5
82	MP1B	X	-6.229	1.5
83	MP1B	Z	-10.79	1.5
84	MP1B	Mx	.003	1.5
85	MP1B	X	-6.229	4.5
86	MP1B	Z	-10.79	4.5
87	MP1B	Mx	.003	4.5
88	MP1C	X	-7.873	1.5
89	MP1C	Z	-13.636	1.5
90	MP1C	Mx	-.007	1.5
91	MP1C	X	-7.873	4.5
92	MP1C	Z	-13.636	4.5
93	MP1C	Mx	-.007	4.5
94	MP5A	X	-6.229	1.5
95	MP5A	Z	-10.79	1.5
96	MP5A	Mx	.003	1.5
97	MP5A	X	-6.229	4.5
98	MP5A	Z	-10.79	4.5
99	MP5A	Mx	.003	4.5
100	MP5B	X	-6.229	1.5
101	MP5B	Z	-10.79	1.5
102	MP5B	Mx	.003	1.5
103	MP5B	X	-6.229	4.5
104	MP5B	Z	-10.79	4.5
105	MP5B	Mx	.003	4.5
106	MP5C	X	-7.873	1.5
107	MP5C	Z	-13.636	1.5
108	MP5C	Mx	-.007	1.5
109	MP5C	X	-7.873	4.5
110	MP5C	Z	-13.636	4.5
111	MP5C	Mx	-.007	4.5

Member Point Loads (BLC 27 : Antenna Wm (0 Deg))

	Member Label	Direction	Magnitude[lb.k-ft]	Location[ft,%]
1	MP2A	X	0	1
2	MP2A	Z	-12.581	1
3	MP2A	Mx	-.009	1



Company :
 Designer :
 Job Number :
 Model Name :

May 3, 2021
 2:05 PM
 Checked By: _____

Member Point Loads (BLC 27 : Antenna Wm (0 Deg)) (Continued)

	Member Label	Direction	Magnitude[lb.k-ft]	Location[ft,%]
4	MP2A	X	0	5
5	MP2A	Z	-12.581	5
6	MP2A	Mx	-.009	5
7	MP2B	X	0	1
8	MP2B	Z	-10.16	1
9	MP2B	Mx	.008	1
10	MP2B	X	0	5
11	MP2B	Z	-10.16	5
12	MP2B	Mx	.008	5
13	MP2C	X	0	1
14	MP2C	Z	-9.451	1
15	MP2C	Mx	-.003	1
16	MP2C	X	0	5
17	MP2C	Z	-9.451	5
18	MP2C	Mx	-.003	5
19	MP2A	X	0	1
20	MP2A	Z	-12.581	1
21	MP2A	Mx	.009	1
22	MP2A	X	0	5
23	MP2A	Z	-12.581	5
24	MP2A	Mx	.009	5
25	MP2B	X	0	1
26	MP2B	Z	-10.16	1
27	MP2B	Mx	.000589	1
28	MP2B	X	0	5
29	MP2B	Z	-10.16	5
30	MP2B	Mx	.000589	5
31	MP2C	X	0	1
32	MP2C	Z	-9.451	1
33	MP2C	Mx	-.006	1
34	MP2C	X	0	5
35	MP2C	Z	-9.451	5
36	MP2C	Mx	-.006	5
37	MP4A	X	0	2
38	MP4A	Z	-5.991	2
39	MP4A	Mx	0	2
40	MP4A	X	0	4
41	MP4A	Z	-5.991	4
42	MP4A	Mx	0	4
43	MP4B	X	0	2
44	MP4B	Z	-3.257	2
45	MP4B	Mx	.001	2
46	MP4B	X	0	4
47	MP4B	Z	-3.257	4
48	MP4B	Mx	.001	4
49	MP4C	X	0	2
50	MP4C	Z	-2.455	2
51	MP4C	Mx	-.001	2
52	MP4C	X	0	4
53	MP4C	Z	-2.455	4
54	MP4C	Mx	-.001	4
55	MP2A	X	0	3
56	MP2A	Z	-4.767	3
57	MP2A	Mx	0	3
58	MP2B	X	0	3
59	MP2B	Z	-3.582	3
60	MP2B	Mx	-.002	3

Member Point Loads (BLC 27 : Antenna Wm (0 Deg)) (Continued)

	Member Label	Direction	Magnitude[lb.k-ft]	Location[ft,%]
61	MP2C	X	0	3
62	MP2C	Z	-3.234	3
63	MP2C	Mx	.002	3
64	MP3A	X	0	3
65	MP3A	Z	-4.767	3
66	MP3A	Mx	0	3
67	MP3B	X	0	3
68	MP3B	Z	-3.128	3
69	MP3B	Mx	-.001	3
70	MP3C	X	0	3
71	MP3C	Z	-2.647	3
72	MP3C	Mx	.001	3
73	M107	X	0	1.25
74	M107	Z	-8.845	1.25
75	M107	Mx	0	1.25
76	MP1A	X	0	1.5
77	MP1A	Z	-3.327	1.5
78	MP1A	Mx	0	1.5
79	MP1A	X	0	4.5
80	MP1A	Z	-3.327	4.5
81	MP1A	Mx	0	4.5
82	MP1B	X	0	1.5
83	MP1B	Z	-4.696	1.5
84	MP1B	Mx	.002	1.5
85	MP1B	X	0	4.5
86	MP1B	Z	-4.696	4.5
87	MP1B	Mx	.002	4.5
88	MP1C	X	0	1.5
89	MP1C	Z	-5.098	1.5
90	MP1C	Mx	-.003	1.5
91	MP1C	X	0	4.5
92	MP1C	Z	-5.098	4.5
93	MP1C	Mx	-.003	4.5
94	MP5A	X	0	1.5
95	MP5A	Z	-3.327	1.5
96	MP5A	Mx	0	1.5
97	MP5A	X	0	4.5
98	MP5A	Z	-3.327	4.5
99	MP5A	Mx	0	4.5
100	MP5B	X	0	1.5
101	MP5B	Z	-4.696	1.5
102	MP5B	Mx	.002	1.5
103	MP5B	X	0	4.5
104	MP5B	Z	-4.696	4.5
105	MP5B	Mx	.002	4.5
106	MP5C	X	0	1.5
107	MP5C	Z	-5.098	1.5
108	MP5C	Mx	-.003	1.5
109	MP5C	X	0	4.5
110	MP5C	Z	-5.098	4.5
111	MP5C	Mx	-.003	4.5

Member Point Loads (BLC 28 : Antenna Wm (30 Deg))

	Member Label	Direction	Magnitude[lb.k-ft]	Location[ft,%]
1	MP2A	X	5.887	1
2	MP2A	Z	-10.197	1



Company :
 Designer :
 Job Number :
 Model Name :

May 3, 2021
 2:05 PM
 Checked By: _____

Member Point Loads (BLC 28 : Antenna Wm (30 Deg)) (Continued)

	Member Label	Direction	Magnitude[lb.k-ft]	Location[ft,%]
3	MP2A	Mx	-.011	1
4	MP2A	X	5.887	5
5	MP2A	Z	-10.197	5
6	MP2A	Mx	-.011	5
7	MP2B	X	4.677	1
8	MP2B	Z	-8.1	1
9	MP2B	Mx	.005	1
10	MP2B	X	4.677	5
11	MP2B	Z	-8.1	5
12	MP2B	Mx	.005	5
13	MP2C	X	5.344	1
14	MP2C	Z	-9.255	1
15	MP2C	Mx	.001	1
16	MP2C	X	5.344	5
17	MP2C	Z	-9.255	5
18	MP2C	Mx	.001	5
19	MP2A	X	5.887	1
20	MP2A	Z	-10.197	1
21	MP2A	Mx	.005	1
22	MP2A	X	5.887	5
23	MP2A	Z	-10.197	5
24	MP2A	Mx	.005	5
25	MP2B	X	4.677	1
26	MP2B	Z	-8.1	1
27	MP2B	Mx	.005	1
28	MP2B	X	4.677	5
29	MP2B	Z	-8.1	5
30	MP2B	Mx	.005	5
31	MP2C	X	5.344	1
32	MP2C	Z	-9.255	1
33	MP2C	Mx	-.009	1
34	MP2C	X	5.344	5
35	MP2C	Z	-9.255	5
36	MP2C	Mx	-.009	5
37	MP4A	X	2.54	2
38	MP4A	Z	-4.399	2
39	MP4A	Mx	-.001	2
40	MP4A	X	2.54	4
41	MP4A	Z	-4.399	4
42	MP4A	Mx	-.001	4
43	MP4B	X	1.173	2
44	MP4B	Z	-2.031	2
45	MP4B	Mx	.001	2
46	MP4B	X	1.173	4
47	MP4B	Z	-2.031	4
48	MP4B	Mx	.001	4
49	MP4C	X	1.926	2
50	MP4C	Z	-3.336	2
51	MP4C	Mx	-.001	2
52	MP4C	X	1.926	4
53	MP4C	Z	-3.336	4
54	MP4C	Mx	-.001	4
55	MP2A	X	2.186	3
56	MP2A	Z	-3.786	3
57	MP2A	Mx	.001	3
58	MP2B	X	1.593	3
59	MP2B	Z	-2.76	3



Company :
 Designer :
 Job Number :
 Model Name :

May 3, 2021
 2:05 PM
 Checked By: _____

Member Point Loads (BLC 28 : Antenna Wm (30 Deg)) (Continued)

	Member Label	Direction	Magnitude[lb.k-ft]	Location[ft,%]
60	MP2B	Mx	-.002	3
61	MP2C	X	1.92	3
62	MP2C	Z	-3.325	3
63	MP2C	Mx	.001	3
64	MP3A	X	2.11	3
65	MP3A	Z	-3.655	3
66	MP3A	Mx	.001	3
67	MP3B	X	1.291	3
68	MP3B	Z	-2.235	3
69	MP3B	Mx	-.001	3
70	MP3C	X	1.742	3
71	MP3C	Z	-3.018	3
72	MP3C	Mx	.001	3
73	M107	X	3.606	1.25
74	M107	Z	-6.246	1.25
75	M107	Mx	0	1.25
76	MP1A	X	1.892	1.5
77	MP1A	Z	-3.277	1.5
78	MP1A	Mx	-.000946	1.5
79	MP1A	X	1.892	4.5
80	MP1A	Z	-3.277	4.5
81	MP1A	Mx	-.000946	4.5
82	MP1B	X	2.577	1.5
83	MP1B	Z	-4.463	1.5
84	MP1B	Mx	.003	1.5
85	MP1B	X	2.577	4.5
86	MP1B	Z	-4.463	4.5
87	MP1B	Mx	.003	4.5
88	MP1C	X	2.199	1.5
89	MP1C	Z	-3.809	1.5
90	MP1C	Mx	-.002	1.5
91	MP1C	X	2.199	4.5
92	MP1C	Z	-3.809	4.5
93	MP1C	Mx	-.002	4.5
94	MP5A	X	1.892	1.5
95	MP5A	Z	-3.277	1.5
96	MP5A	Mx	-.000946	1.5
97	MP5A	X	1.892	4.5
98	MP5A	Z	-3.277	4.5
99	MP5A	Mx	-.000946	4.5
100	MP5B	X	2.577	1.5
101	MP5B	Z	-4.463	1.5
102	MP5B	Mx	.003	1.5
103	MP5B	X	2.577	4.5
104	MP5B	Z	-4.463	4.5
105	MP5B	Mx	.003	4.5
106	MP5C	X	2.199	1.5
107	MP5C	Z	-3.809	1.5
108	MP5C	Mx	-.002	1.5
109	MP5C	X	2.199	4.5
110	MP5C	Z	-3.809	4.5
111	MP5C	Mx	-.002	4.5

Member Point Loads (BLC 29 : Antenna Wm (60 Deg))

	Member Label	Direction	Magnitude[lb.k-ft]	Location[ft,%]
1	MP2A	X	8.799	1

Member Point Loads (BLC 29 : Antenna Wm (60 Deg)) (Continued)

	Member Label	Direction	Magnitude[lb.k-ft]	Location[ft,%]
2	MP2A	Z	-5.08	1
3	MP2A	Mx	-0.08	1
4	MP2A	X	8.799	5
5	MP2A	Z	-5.08	5
6	MP2A	Mx	-0.08	5
7	MP2B	X	8.799	1
8	MP2B	Z	-5.08	1
9	MP2B	Mx	.000589	1
10	MP2B	X	8.799	5
11	MP2B	Z	-5.08	5
12	MP2B	Mx	.000589	5
13	MP2C	X	10.569	1
14	MP2C	Z	-6.102	1
15	MP2C	Mx	.007	1
16	MP2C	X	10.569	5
17	MP2C	Z	-6.102	5
18	MP2C	Mx	.007	5
19	MP2A	X	8.799	1
20	MP2A	Z	-5.08	1
21	MP2A	Mx	-.000589	1
22	MP2A	X	8.799	5
23	MP2A	Z	-5.08	5
24	MP2A	Mx	-.000589	5
25	MP2B	X	8.799	1
26	MP2B	Z	-5.08	1
27	MP2B	Mx	.008	1
28	MP2B	X	8.799	5
29	MP2B	Z	-5.08	5
30	MP2B	Mx	.008	5
31	MP2C	X	10.569	1
32	MP2C	Z	-6.102	1
33	MP2C	Mx	-.011	1
34	MP2C	X	10.569	5
35	MP2C	Z	-6.102	5
36	MP2C	Mx	-.011	5
37	MP4A	X	2.821	2
38	MP4A	Z	-1.628	2
39	MP4A	Mx	-.001	2
40	MP4A	X	2.821	4
41	MP4A	Z	-1.628	4
42	MP4A	Mx	-.001	4
43	MP4B	X	2.821	2
44	MP4B	Z	-1.628	2
45	MP4B	Mx	.001	2
46	MP4B	X	2.821	4
47	MP4B	Z	-1.628	4
48	MP4B	Mx	.001	4
49	MP4C	X	4.819	2
50	MP4C	Z	-2.782	2
51	MP4C	Mx	-.000951	2
52	MP4C	X	4.819	4
53	MP4C	Z	-2.782	4
54	MP4C	Mx	-.000951	4
55	MP2A	X	3.102	3
56	MP2A	Z	-1.791	3
57	MP2A	Mx	.002	3
58	MP2B	X	3.102	3

Member Point Loads (BLC 29 : Antenna Wm (60 Deg)) (Continued)

	Member Label	Direction	Magnitude[lb,k-ft]	Location[ft,%]
59	MP2B	Z	-1.791	3
60	MP2B	Mx	-.002	3
61	MP2C	X	3.968	3
62	MP2C	Z	-2.291	3
63	MP2C	Mx	.000784	3
64	MP3A	X	2.709	3
65	MP3A	Z	-1.564	3
66	MP3A	Mx	.001	3
67	MP3B	X	2.709	3
68	MP3B	Z	-1.564	3
69	MP3B	Mx	-.001	3
70	MP3C	X	3.907	3
71	MP3C	Z	-2.256	3
72	MP3C	Mx	.000772	3
73	M107	X	5.539	1.25
74	M107	Z	-3.198	1.25
75	M107	Mx	0	1.25
76	MP1A	X	4.067	1.5
77	MP1A	Z	-2.348	1.5
78	MP1A	Mx	-.002	1.5
79	MP1A	X	4.067	4.5
80	MP1A	Z	-2.348	4.5
81	MP1A	Mx	-.002	4.5
82	MP1B	X	4.067	1.5
83	MP1B	Z	-2.348	1.5
84	MP1B	Mx	.002	1.5
85	MP1B	X	4.067	4.5
86	MP1B	Z	-2.348	4.5
87	MP1B	Mx	.002	4.5
88	MP1C	X	3.066	1.5
89	MP1C	Z	-1.77	1.5
90	MP1C	Mx	-.000605	1.5
91	MP1C	X	3.066	4.5
92	MP1C	Z	-1.77	4.5
93	MP1C	Mx	-.000605	4.5
94	MP5A	X	4.067	1.5
95	MP5A	Z	-2.348	1.5
96	MP5A	Mx	-.002	1.5
97	MP5A	X	4.067	4.5
98	MP5A	Z	-2.348	4.5
99	MP5A	Mx	-.002	4.5
100	MP5B	X	4.067	1.5
101	MP5B	Z	-2.348	1.5
102	MP5B	Mx	.002	1.5
103	MP5B	X	4.067	4.5
104	MP5B	Z	-2.348	4.5
105	MP5B	Mx	.002	4.5
106	MP5C	X	3.066	1.5
107	MP5C	Z	-1.77	1.5
108	MP5C	Mx	-.000605	1.5
109	MP5C	X	3.066	4.5
110	MP5C	Z	-1.77	4.5
111	MP5C	Mx	-.000605	4.5

Member Point Loads (BLC 30 : Antenna Wm (90 Deg))

	Member Label	Direction	Magnitude[lb,k-ft]	Location[ft,%]
--	--------------	-----------	--------------------	----------------

Member Point Loads (BLC 30 : Antenna Wm (90 Deg)) (Continued)

	Member Label	Direction	Magnitude[lb.k-ft]	Location[ft,%]
1	MP2A	X	9.354	1
2	MP2A	Z	0	1
3	MP2A	Mx	-.005	1
4	MP2A	X	9.354	5
5	MP2A	Z	0	5
6	MP2A	Mx	-.005	5
7	MP2B	X	11.774	1
8	MP2B	Z	0	1
9	MP2B	Mx	-.005	1
10	MP2B	X	11.774	5
11	MP2B	Z	0	5
12	MP2B	Mx	-.005	5
13	MP2C	X	12.484	1
14	MP2C	Z	0	1
15	MP2C	Mx	.01	1
16	MP2C	X	12.484	5
17	MP2C	Z	0	5
18	MP2C	Mx	.01	5
19	MP2A	X	9.354	1
20	MP2A	Z	0	1
21	MP2A	Mx	-.005	1
22	MP2A	X	9.354	5
23	MP2A	Z	0	5
24	MP2A	Mx	-.005	5
25	MP2B	X	11.774	1
26	MP2B	Z	0	1
27	MP2B	Mx	.011	1
28	MP2B	X	11.774	5
29	MP2B	Z	0	5
30	MP2B	Mx	.011	5
31	MP2C	X	12.484	1
32	MP2C	Z	0	1
33	MP2C	Mx	-.008	1
34	MP2C	X	12.484	5
35	MP2C	Z	0	5
36	MP2C	Mx	-.008	5
37	MP4A	X	2.345	2
38	MP4A	Z	0	2
39	MP4A	Mx	-.001	2
40	MP4A	X	2.345	4
41	MP4A	Z	0	4
42	MP4A	Mx	-.001	4
43	MP4B	X	5.08	2
44	MP4B	Z	0	2
45	MP4B	Mx	.001	2
46	MP4B	X	5.08	4
47	MP4B	Z	0	4
48	MP4B	Mx	.001	4
49	MP4C	X	5.881	2
50	MP4C	Z	0	2
51	MP4C	Mx	.000511	2
52	MP4C	X	5.881	4
53	MP4C	Z	0	4
54	MP4C	Mx	.000511	4
55	MP2A	X	3.187	3
56	MP2A	Z	0	3
57	MP2A	Mx	.002	3



Company :
 Designer :
 Job Number :
 Model Name :

May 3, 2021
 2:05 PM
 Checked By: _____

Member Point Loads (BLC 30 : Antenna Wm (90 Deg)) (Continued)

	Member Label	Direction	Magnitude[lb.k-ft]	Location[ft,%]
58	MP2B	X	4.372	3
59	MP2B	Z	0	3
60	MP2B	Mx	-0.001	3
61	MP2C	X	4.72	3
62	MP2C	Z	0	3
63	MP2C	Mx	-0.00041	3
64	MP3A	X	2.581	3
65	MP3A	Z	0	3
66	MP3A	Mx	.001	3
67	MP3B	X	4.221	3
68	MP3B	Z	0	3
69	MP3B	Mx	-0.001	3
70	MP3C	X	4.701	3
71	MP3C	Z	0	3
72	MP3C	Mx	-0.000408	3
73	M107	X	7.212	1.25
74	M107	Z	0	1.25
75	M107	Mx	0	1.25
76	MP1A	X	5.153	1.5
77	MP1A	Z	0	1.5
78	MP1A	Mx	-0.003	1.5
79	MP1A	X	5.153	4.5
80	MP1A	Z	0	4.5
81	MP1A	Mx	-0.003	4.5
82	MP1B	X	3.783	1.5
83	MP1B	Z	0	1.5
84	MP1B	Mx	.000946	1.5
85	MP1B	X	3.783	4.5
86	MP1B	Z	0	4.5
87	MP1B	Mx	.000946	4.5
88	MP1C	X	3.382	1.5
89	MP1C	Z	0	1.5
90	MP1C	Mx	.000294	1.5
91	MP1C	X	3.382	4.5
92	MP1C	Z	0	4.5
93	MP1C	Mx	.000294	4.5
94	MP5A	X	5.153	1.5
95	MP5A	Z	0	1.5
96	MP5A	Mx	-0.003	1.5
97	MP5A	X	5.153	4.5
98	MP5A	Z	0	4.5
99	MP5A	Mx	-0.003	4.5
100	MP5B	X	3.783	1.5
101	MP5B	Z	0	1.5
102	MP5B	Mx	.000946	1.5
103	MP5B	X	3.783	4.5
104	MP5B	Z	0	4.5
105	MP5B	Mx	.000946	4.5
106	MP5C	X	3.382	1.5
107	MP5C	Z	0	1.5
108	MP5C	Mx	.000294	1.5
109	MP5C	X	3.382	4.5
110	MP5C	Z	0	4.5
111	MP5C	Mx	.000294	4.5

Member Point Loads (BLC 31 : Antenna Wm (120 Deg))

	Member Label	Direction	Magnitude[lb.k-ft]	Location[ft,%]
--	--------------	-----------	--------------------	----------------



Company :
 Designer :
 Job Number :
 Model Name :

May 3, 2021
 2:05 PM
 Checked By: _____

Member Point Loads (BLC 31 : Antenna Wm (120 Deg)) (Continued)

	Member Label	Direction	Magnitude[lb.k-ft]	Location[ft,%]
1	MP2A	X	8.799	1
2	MP2A	Z	5.08	1
3	MP2A	Mx	-.000589	1
4	MP2A	X	8.799	5
5	MP2A	Z	5.08	5
6	MP2A	Mx	-.000589	5
7	MP2B	X	10.896	1
8	MP2B	Z	6.291	1
9	MP2B	Mx	-.009	1
10	MP2B	X	10.896	5
11	MP2B	Z	6.291	5
12	MP2B	Mx	-.009	5
13	MP2C	X	9.741	1
14	MP2C	Z	5.624	1
15	MP2C	Mx	.01	1
16	MP2C	X	9.741	5
17	MP2C	Z	5.624	5
18	MP2C	Mx	.01	5
19	MP2A	X	8.799	1
20	MP2A	Z	5.08	1
21	MP2A	Mx	-.008	1
22	MP2A	X	8.799	5
23	MP2A	Z	5.08	5
24	MP2A	Mx	-.008	5
25	MP2B	X	10.896	1
26	MP2B	Z	6.291	1
27	MP2B	Mx	.009	1
28	MP2B	X	10.896	5
29	MP2B	Z	6.291	5
30	MP2B	Mx	.009	5
31	MP2C	X	9.741	1
32	MP2C	Z	5.624	1
33	MP2C	Mx	-.003	1
34	MP2C	X	9.741	5
35	MP2C	Z	5.624	5
36	MP2C	Mx	-.003	5
37	MP4A	X	2.821	2
38	MP4A	Z	1.628	2
39	MP4A	Mx	-.001	2
40	MP4A	X	2.821	4
41	MP4A	Z	1.628	4
42	MP4A	Mx	-.001	4
43	MP4B	X	5.188	2
44	MP4B	Z	2.996	2
45	MP4B	Mx	0	2
46	MP4B	X	5.188	4
47	MP4B	Z	2.996	4
48	MP4B	Mx	0	4
49	MP4C	X	3.884	2
50	MP4C	Z	2.242	2
51	MP4C	Mx	.001	2
52	MP4C	X	3.884	4
53	MP4C	Z	2.242	4
54	MP4C	Mx	.001	4
55	MP2A	X	3.102	3
56	MP2A	Z	1.791	3
57	MP2A	Mx	.002	3



Company :
 Designer :
 Job Number :
 Model Name :

May 3, 2021
 2:05 PM
 Checked By: _____

Member Point Loads (BLC 31 : Antenna Wm (120 Deg)) (Continued)

	Member Label	Direction	Magnitude[lb.k-ft]	Location[ft,%]
58	MP2B	X	4.129	3
59	MP2B	Z	2.384	3
60	MP2B	Mx	0	3
61	MP2C	X	3.563	3
62	MP2C	Z	2.057	3
63	MP2C	Mx	-.001	3
64	MP3A	X	2.709	3
65	MP3A	Z	1.564	3
66	MP3A	Mx	.001	3
67	MP3B	X	4.129	3
68	MP3B	Z	2.384	3
69	MP3B	Mx	0	3
70	MP3C	X	3.346	3
71	MP3C	Z	1.932	3
72	MP3C	Mx	-.001	3
73	M107	X	7.66	1.25
74	M107	Z	4.423	1.25
75	M107	Mx	0	1.25
76	MP1A	X	4.067	1.5
77	MP1A	Z	2.348	1.5
78	MP1A	Mx	-.002	1.5
79	MP1A	X	4.067	4.5
80	MP1A	Z	2.348	4.5
81	MP1A	Mx	-.002	4.5
82	MP1B	X	2.881	1.5
83	MP1B	Z	1.663	1.5
84	MP1B	Mx	0	1.5
85	MP1B	X	2.881	4.5
86	MP1B	Z	1.663	4.5
87	MP1B	Mx	0	4.5
88	MP1C	X	3.535	1.5
89	MP1C	Z	2.041	1.5
90	MP1C	Mx	.001	1.5
91	MP1C	X	3.535	4.5
92	MP1C	Z	2.041	4.5
93	MP1C	Mx	.001	4.5
94	MP5A	X	4.067	1.5
95	MP5A	Z	2.348	1.5
96	MP5A	Mx	-.002	1.5
97	MP5A	X	4.067	4.5
98	MP5A	Z	2.348	4.5
99	MP5A	Mx	-.002	4.5
100	MP5B	X	2.881	1.5
101	MP5B	Z	1.663	1.5
102	MP5B	Mx	0	1.5
103	MP5B	X	2.881	4.5
104	MP5B	Z	1.663	4.5
105	MP5B	Mx	0	4.5
106	MP5C	X	3.535	1.5
107	MP5C	Z	2.041	1.5
108	MP5C	Mx	.001	1.5
109	MP5C	X	3.535	4.5
110	MP5C	Z	2.041	4.5
111	MP5C	Mx	.001	4.5

Member Point Loads (BLC 32 : Antenna Wm (150 Deg))

	Member Label	Direction	Magnitude[lb.k-ft]	Location[ft,%]
--	--------------	-----------	--------------------	----------------



Company :
 Designer :
 Job Number :
 Model Name :

May 3, 2021
 2:05 PM
 Checked By: _____

Member Point Loads (BLC 32 : Antenna Wm (150 Deg)) (Continued)

	Member Label	Direction	Magnitude[lb.k-ft]	Location[ft,%]
1	MP2A	X	5.887	1
2	MP2A	Z	10.197	1
3	MP2A	Mx	.005	1
4	MP2A	X	5.887	5
5	MP2A	Z	10.197	5
6	MP2A	Mx	.005	5
7	MP2B	X	5.887	1
8	MP2B	Z	10.197	1
9	MP2B	Mx	-.011	1
10	MP2B	X	5.887	5
11	MP2B	Z	10.197	5
12	MP2B	Mx	-.011	5
13	MP2C	X	4.866	1
14	MP2C	Z	8.427	1
15	MP2C	Mx	.007	1
16	MP2C	X	4.866	5
17	MP2C	Z	8.427	5
18	MP2C	Mx	.007	5
19	MP2A	X	5.887	1
20	MP2A	Z	10.197	1
21	MP2A	Mx	-.011	1
22	MP2A	X	5.887	5
23	MP2A	Z	10.197	5
24	MP2A	Mx	-.011	5
25	MP2B	X	5.887	1
26	MP2B	Z	10.197	1
27	MP2B	Mx	.005	1
28	MP2B	X	5.887	5
29	MP2B	Z	10.197	5
30	MP2B	Mx	.005	5
31	MP2C	X	4.866	1
32	MP2C	Z	8.427	1
33	MP2C	Mx	.002	1
34	MP2C	X	4.866	5
35	MP2C	Z	8.427	5
36	MP2C	Mx	.002	5
37	MP4A	X	2.54	2
38	MP4A	Z	4.399	2
39	MP4A	Mx	-.001	2
40	MP4A	X	2.54	4
41	MP4A	Z	4.399	4
42	MP4A	Mx	-.001	4
43	MP4B	X	2.54	2
44	MP4B	Z	4.399	2
45	MP4B	Mx	-.001	2
46	MP4B	X	2.54	4
47	MP4B	Z	4.399	4
48	MP4B	Mx	-.001	4
49	MP4C	X	1.386	2
50	MP4C	Z	2.401	2
51	MP4C	Mx	.001	2
52	MP4C	X	1.386	4
53	MP4C	Z	2.401	4
54	MP4C	Mx	.001	4
55	MP2A	X	2.186	3
56	MP2A	Z	3.786	3
57	MP2A	Mx	.001	3



Company :
 Designer :
 Job Number :
 Model Name :

May 3, 2021
 2:05 PM
 Checked By: _____

Member Point Loads (BLC 32 : Antenna Wm (150 Deg)) (Continued)

	Member Label	Direction	Magnitude[lb.k-ft]	Location[ft,%]
58	MP2B	X	2.186	3
59	MP2B	Z	3.786	3
60	MP2B	Mx	.001	3
61	MP2C	X	1.686	3
62	MP2C	Z	2.92	3
63	MP2C	Mx	-.002	3
64	MP3A	X	2.11	3
65	MP3A	Z	3.655	3
66	MP3A	Mx	.001	3
67	MP3B	X	2.11	3
68	MP3B	Z	3.655	3
69	MP3B	Mx	.001	3
70	MP3C	X	1.418	3
71	MP3C	Z	2.457	3
72	MP3C	Mx	-.001	3
73	M107	X	4.831	1.25
74	M107	Z	8.368	1.25
75	M107	Mx	0	1.25
76	MP1A	X	1.892	1.5
77	MP1A	Z	3.277	1.5
78	MP1A	Mx	-.000946	1.5
79	MP1A	X	1.892	4.5
80	MP1A	Z	3.277	4.5
81	MP1A	Mx	-.000946	4.5
82	MP1B	X	1.892	1.5
83	MP1B	Z	3.277	1.5
84	MP1B	Mx	-.000946	1.5
85	MP1B	X	1.892	4.5
86	MP1B	Z	3.277	4.5
87	MP1B	Mx	-.000946	4.5
88	MP1C	X	2.47	1.5
89	MP1C	Z	4.278	1.5
90	MP1C	Mx	.002	1.5
91	MP1C	X	2.47	4.5
92	MP1C	Z	4.278	4.5
93	MP1C	Mx	.002	4.5
94	MP5A	X	1.892	1.5
95	MP5A	Z	3.277	1.5
96	MP5A	Mx	-.000946	1.5
97	MP5A	X	1.892	4.5
98	MP5A	Z	3.277	4.5
99	MP5A	Mx	-.000946	4.5
100	MP5B	X	1.892	1.5
101	MP5B	Z	3.277	1.5
102	MP5B	Mx	-.000946	1.5
103	MP5B	X	1.892	4.5
104	MP5B	Z	3.277	4.5
105	MP5B	Mx	-.000946	4.5
106	MP5C	X	2.47	1.5
107	MP5C	Z	4.278	1.5
108	MP5C	Mx	.002	1.5
109	MP5C	X	2.47	4.5
110	MP5C	Z	4.278	4.5
111	MP5C	Mx	.002	4.5

Member Point Loads (BLC 33 : Antenna Wm (180 Deg))

	Member Label	Direction	Magnitude[lb.k-ft]	Location[ft,%]
--	--------------	-----------	--------------------	----------------

Member Point Loads (BLC 33 : Antenna Wm (180 Deg)) (Continued)

	Member Label	Direction	Magnitude[lb.k-ft]	Location[ft,%]
1	MP2A	X	0	1
2	MP2A	Z	12.581	1
3	MP2A	Mx	.009	1
4	MP2A	X	0	5
5	MP2A	Z	12.581	5
6	MP2A	Mx	.009	5
7	MP2B	X	0	1
8	MP2B	Z	10.16	1
9	MP2B	Mx	-.008	1
10	MP2B	X	0	5
11	MP2B	Z	10.16	5
12	MP2B	Mx	-.008	5
13	MP2C	X	0	1
14	MP2C	Z	9.451	1
15	MP2C	Mx	.003	1
16	MP2C	X	0	5
17	MP2C	Z	9.451	5
18	MP2C	Mx	.003	5
19	MP2A	X	0	1
20	MP2A	Z	12.581	1
21	MP2A	Mx	-.009	1
22	MP2A	X	0	5
23	MP2A	Z	12.581	5
24	MP2A	Mx	-.009	5
25	MP2B	X	0	1
26	MP2B	Z	10.16	1
27	MP2B	Mx	-.000589	1
28	MP2B	X	0	5
29	MP2B	Z	10.16	5
30	MP2B	Mx	-.000589	5
31	MP2C	X	0	1
32	MP2C	Z	9.451	1
33	MP2C	Mx	.006	1
34	MP2C	X	0	5
35	MP2C	Z	9.451	5
36	MP2C	Mx	.006	5
37	MP4A	X	0	2
38	MP4A	Z	5.991	2
39	MP4A	Mx	0	2
40	MP4A	X	0	4
41	MP4A	Z	5.991	4
42	MP4A	Mx	0	4
43	MP4B	X	0	2
44	MP4B	Z	3.257	2
45	MP4B	Mx	-.001	2
46	MP4B	X	0	4
47	MP4B	Z	3.257	4
48	MP4B	Mx	-.001	4
49	MP4C	X	0	2
50	MP4C	Z	2.455	2
51	MP4C	Mx	.001	2
52	MP4C	X	0	4
53	MP4C	Z	2.455	4
54	MP4C	Mx	.001	4
55	MP2A	X	0	3
56	MP2A	Z	4.767	3
57	MP2A	Mx	0	3



Company :
 Designer :
 Job Number :
 Model Name :

May 3, 2021
 2:05 PM
 Checked By: _____

Member Point Loads (BLC 33 : Antenna Wm (180 Deg)) (Continued)

	Member Label	Direction	Magnitude[lb.k-ft]	Location[ft,%]
58	MP2B	X	0	3
59	MP2B	Z	3.582	3
60	MP2B	Mx	.002	3
61	MP2C	X	0	3
62	MP2C	Z	3.234	3
63	MP2C	Mx	-.002	3
64	MP3A	X	0	3
65	MP3A	Z	4.767	3
66	MP3A	Mx	0	3
67	MP3B	X	0	3
68	MP3B	Z	3.128	3
69	MP3B	Mx	.001	3
70	MP3C	X	0	3
71	MP3C	Z	2.647	3
72	MP3C	Mx	-.001	3
73	M107	X	0	1.25
74	M107	Z	8.845	1.25
75	M107	Mx	0	1.25
76	MP1A	X	0	1.5
77	MP1A	Z	3.327	1.5
78	MP1A	Mx	0	1.5
79	MP1A	X	0	4.5
80	MP1A	Z	3.327	4.5
81	MP1A	Mx	0	4.5
82	MP1B	X	0	1.5
83	MP1B	Z	4.696	1.5
84	MP1B	Mx	-.002	1.5
85	MP1B	X	0	4.5
86	MP1B	Z	4.696	4.5
87	MP1B	Mx	-.002	4.5
88	MP1C	X	0	1.5
89	MP1C	Z	5.098	1.5
90	MP1C	Mx	.003	1.5
91	MP1C	X	0	4.5
92	MP1C	Z	5.098	4.5
93	MP1C	Mx	.003	4.5
94	MP5A	X	0	1.5
95	MP5A	Z	3.327	1.5
96	MP5A	Mx	0	1.5
97	MP5A	X	0	4.5
98	MP5A	Z	3.327	4.5
99	MP5A	Mx	0	4.5
100	MP5B	X	0	1.5
101	MP5B	Z	4.696	1.5
102	MP5B	Mx	-.002	1.5
103	MP5B	X	0	4.5
104	MP5B	Z	4.696	4.5
105	MP5B	Mx	-.002	4.5
106	MP5C	X	0	1.5
107	MP5C	Z	5.098	1.5
108	MP5C	Mx	.003	1.5
109	MP5C	X	0	4.5
110	MP5C	Z	5.098	4.5
111	MP5C	Mx	.003	4.5

Member Point Loads (BLC 34 : Antenna Wm (210 Deg))

	Member Label	Direction	Magnitude[lb.k-ft]	Location[ft,%]
--	--------------	-----------	--------------------	----------------



Company :
 Designer :
 Job Number :
 Model Name :

May 3, 2021
 2:05 PM
 Checked By: _____

Member Point Loads (BLC 34 : Antenna Wm (210 Deg)) (Continued)

	Member Label	Direction	Magnitude[lb.k-ft]	Location[ft,%]
1	MP2A	X	-5.887	1
2	MP2A	Z	10.197	1
3	MP2A	Mx	.011	1
4	MP2A	X	-5.887	5
5	MP2A	Z	10.197	5
6	MP2A	Mx	.011	5
7	MP2B	X	-4.677	1
8	MP2B	Z	8.1	1
9	MP2B	Mx	-.005	1
10	MP2B	X	-4.677	5
11	MP2B	Z	8.1	5
12	MP2B	Mx	-.005	5
13	MP2C	X	-5.344	1
14	MP2C	Z	9.255	1
15	MP2C	Mx	-.001	1
16	MP2C	X	-5.344	5
17	MP2C	Z	9.255	5
18	MP2C	Mx	-.001	5
19	MP2A	X	-5.887	1
20	MP2A	Z	10.197	1
21	MP2A	Mx	-.005	1
22	MP2A	X	-5.887	5
23	MP2A	Z	10.197	5
24	MP2A	Mx	-.005	5
25	MP2B	X	-4.677	1
26	MP2B	Z	8.1	1
27	MP2B	Mx	-.005	1
28	MP2B	X	-4.677	5
29	MP2B	Z	8.1	5
30	MP2B	Mx	-.005	5
31	MP2C	X	-5.344	1
32	MP2C	Z	9.255	1
33	MP2C	Mx	.009	1
34	MP2C	X	-5.344	5
35	MP2C	Z	9.255	5
36	MP2C	Mx	.009	5
37	MP4A	X	-2.54	2
38	MP4A	Z	4.399	2
39	MP4A	Mx	.001	2
40	MP4A	X	-2.54	4
41	MP4A	Z	4.399	4
42	MP4A	Mx	.001	4
43	MP4B	X	-1.173	2
44	MP4B	Z	2.031	2
45	MP4B	Mx	-.001	2
46	MP4B	X	-1.173	4
47	MP4B	Z	2.031	4
48	MP4B	Mx	-.001	4
49	MP4C	X	-1.926	2
50	MP4C	Z	3.336	2
51	MP4C	Mx	.001	2
52	MP4C	X	-1.926	4
53	MP4C	Z	3.336	4
54	MP4C	Mx	.001	4
55	MP2A	X	-2.186	3
56	MP2A	Z	3.786	3
57	MP2A	Mx	-.001	3



Company :
 Designer :
 Job Number :
 Model Name :

May 3, 2021
 2:05 PM
 Checked By: _____

Member Point Loads (BLC 34 : Antenna Wm (210 Deg)) (Continued)

	Member Label	Direction	Magnitude[lb.k-ft]	Location[ft,%]
58	MP2B	X	-1.593	3
59	MP2B	Z	2.76	3
60	MP2B	Mx	.002	3
61	MP2C	X	-1.92	3
62	MP2C	Z	3.325	3
63	MP2C	Mx	-.001	3
64	MP3A	X	-2.11	3
65	MP3A	Z	3.655	3
66	MP3A	Mx	-.001	3
67	MP3B	X	-1.291	3
68	MP3B	Z	2.235	3
69	MP3B	Mx	.001	3
70	MP3C	X	-1.742	3
71	MP3C	Z	3.018	3
72	MP3C	Mx	-.001	3
73	M107	X	-3.606	1.25
74	M107	Z	6.246	1.25
75	M107	Mx	0	1.25
76	MP1A	X	-1.892	1.5
77	MP1A	Z	3.277	1.5
78	MP1A	Mx	.000946	1.5
79	MP1A	X	-1.892	4.5
80	MP1A	Z	3.277	4.5
81	MP1A	Mx	.000946	4.5
82	MP1B	X	-2.577	1.5
83	MP1B	Z	4.463	1.5
84	MP1B	Mx	-.003	1.5
85	MP1B	X	-2.577	4.5
86	MP1B	Z	4.463	4.5
87	MP1B	Mx	-.003	4.5
88	MP1C	X	-2.199	1.5
89	MP1C	Z	3.809	1.5
90	MP1C	Mx	.002	1.5
91	MP1C	X	-2.199	4.5
92	MP1C	Z	3.809	4.5
93	MP1C	Mx	.002	4.5
94	MP5A	X	-1.892	1.5
95	MP5A	Z	3.277	1.5
96	MP5A	Mx	.000946	1.5
97	MP5A	X	-1.892	4.5
98	MP5A	Z	3.277	4.5
99	MP5A	Mx	.000946	4.5
100	MP5B	X	-2.577	1.5
101	MP5B	Z	4.463	1.5
102	MP5B	Mx	-.003	1.5
103	MP5B	X	-2.577	4.5
104	MP5B	Z	4.463	4.5
105	MP5B	Mx	-.003	4.5
106	MP5C	X	-2.199	1.5
107	MP5C	Z	3.809	1.5
108	MP5C	Mx	.002	1.5
109	MP5C	X	-2.199	4.5
110	MP5C	Z	3.809	4.5
111	MP5C	Mx	.002	4.5

Member Point Loads (BLC 35 : Antenna Wm (240 Deg))

	Member Label	Direction	Magnitude[lb.k-ft]	Location[ft,%]
--	--------------	-----------	--------------------	----------------



Company :
 Designer :
 Job Number :
 Model Name :

May 3, 2021
 2:05 PM
 Checked By: _____

Member Point Loads (BLC 35 : Antenna Wm (240 Deg)) (Continued)

	Member Label	Direction	Magnitude[lb.k-ft]	Location[ft,%]
1	MP2A	X	-8.799	1
2	MP2A	Z	5.08	1
3	MP2A	Mx	.008	1
4	MP2A	X	-8.799	5
5	MP2A	Z	5.08	5
6	MP2A	Mx	.008	5
7	MP2B	X	-8.799	1
8	MP2B	Z	5.08	1
9	MP2B	Mx	-.000589	1
10	MP2B	X	-8.799	5
11	MP2B	Z	5.08	5
12	MP2B	Mx	-.000589	5
13	MP2C	X	-10.569	1
14	MP2C	Z	6.102	1
15	MP2C	Mx	-.007	1
16	MP2C	X	-10.569	5
17	MP2C	Z	6.102	5
18	MP2C	Mx	-.007	5
19	MP2A	X	-8.799	1
20	MP2A	Z	5.08	1
21	MP2A	Mx	.000589	1
22	MP2A	X	-8.799	5
23	MP2A	Z	5.08	5
24	MP2A	Mx	.000589	5
25	MP2B	X	-8.799	1
26	MP2B	Z	5.08	1
27	MP2B	Mx	-.008	1
28	MP2B	X	-8.799	5
29	MP2B	Z	5.08	5
30	MP2B	Mx	-.008	5
31	MP2C	X	-10.569	1
32	MP2C	Z	6.102	1
33	MP2C	Mx	.011	1
34	MP2C	X	-10.569	5
35	MP2C	Z	6.102	5
36	MP2C	Mx	.011	5
37	MP4A	X	-2.821	2
38	MP4A	Z	1.628	2
39	MP4A	Mx	.001	2
40	MP4A	X	-2.821	4
41	MP4A	Z	1.628	4
42	MP4A	Mx	.001	4
43	MP4B	X	-2.821	2
44	MP4B	Z	1.628	2
45	MP4B	Mx	-.001	2
46	MP4B	X	-2.821	4
47	MP4B	Z	1.628	4
48	MP4B	Mx	-.001	4
49	MP4C	X	-4.819	2
50	MP4C	Z	2.782	2
51	MP4C	Mx	.000951	2
52	MP4C	X	-4.819	4
53	MP4C	Z	2.782	4
54	MP4C	Mx	.000951	4
55	MP2A	X	-3.102	3
56	MP2A	Z	1.791	3
57	MP2A	Mx	-.002	3



Company :
 Designer :
 Job Number :
 Model Name :

May 3, 2021
 2:05 PM
 Checked By: _____

Member Point Loads (BLC 35 : Antenna Wm (240 Deg)) (Continued)

	Member Label	Direction	Magnitude[lb.k-ft]	Location[ft,%]
58	MP2B	X	-3.102	3
59	MP2B	Z	1.791	3
60	MP2B	Mx	.002	3
61	MP2C	X	-3.968	3
62	MP2C	Z	2.291	3
63	MP2C	Mx	-.000784	3
64	MP3A	X	-2.709	3
65	MP3A	Z	1.564	3
66	MP3A	Mx	-.001	3
67	MP3B	X	-2.709	3
68	MP3B	Z	1.564	3
69	MP3B	Mx	.001	3
70	MP3C	X	-3.907	3
71	MP3C	Z	2.256	3
72	MP3C	Mx	-.000772	3
73	M107	X	-5.539	1.25
74	M107	Z	3.198	1.25
75	M107	Mx	0	1.25
76	MP1A	X	-4.067	1.5
77	MP1A	Z	2.348	1.5
78	MP1A	Mx	.002	1.5
79	MP1A	X	-4.067	4.5
80	MP1A	Z	2.348	4.5
81	MP1A	Mx	.002	4.5
82	MP1B	X	-4.067	1.5
83	MP1B	Z	2.348	1.5
84	MP1B	Mx	-.002	1.5
85	MP1B	X	-4.067	4.5
86	MP1B	Z	2.348	4.5
87	MP1B	Mx	-.002	4.5
88	MP1C	X	-3.066	1.5
89	MP1C	Z	1.77	1.5
90	MP1C	Mx	.000605	1.5
91	MP1C	X	-3.066	4.5
92	MP1C	Z	1.77	4.5
93	MP1C	Mx	.000605	4.5
94	MP5A	X	-4.067	1.5
95	MP5A	Z	2.348	1.5
96	MP5A	Mx	.002	1.5
97	MP5A	X	-4.067	4.5
98	MP5A	Z	2.348	4.5
99	MP5A	Mx	.002	4.5
100	MP5B	X	-4.067	1.5
101	MP5B	Z	2.348	1.5
102	MP5B	Mx	-.002	1.5
103	MP5B	X	-4.067	4.5
104	MP5B	Z	2.348	4.5
105	MP5B	Mx	-.002	4.5
106	MP5C	X	-3.066	1.5
107	MP5C	Z	1.77	1.5
108	MP5C	Mx	.000605	1.5
109	MP5C	X	-3.066	4.5
110	MP5C	Z	1.77	4.5
111	MP5C	Mx	.000605	4.5

Member Point Loads (BLC 36 : Antenna Wm (270 Deg))

	Member Label	Direction	Magnitude[lb.k-ft]	Location[ft,%]
--	--------------	-----------	--------------------	----------------

Member Point Loads (BLC 36 : Antenna Wm (270 Deg)) (Continued)

	Member Label	Direction	Magnitude[lb.k-ft]	Location[ft,%]
1	MP2A	X	-9.354	1
2	MP2A	Z	0	1
3	MP2A	Mx	.005	1
4	MP2A	X	-9.354	5
5	MP2A	Z	0	5
6	MP2A	Mx	.005	5
7	MP2B	X	-11.774	1
8	MP2B	Z	0	1
9	MP2B	Mx	.005	1
10	MP2B	X	-11.774	5
11	MP2B	Z	0	5
12	MP2B	Mx	.005	5
13	MP2C	X	-12.484	1
14	MP2C	Z	0	1
15	MP2C	Mx	-.01	1
16	MP2C	X	-12.484	5
17	MP2C	Z	0	5
18	MP2C	Mx	-.01	5
19	MP2A	X	-9.354	1
20	MP2A	Z	0	1
21	MP2A	Mx	.005	1
22	MP2A	X	-9.354	5
23	MP2A	Z	0	5
24	MP2A	Mx	.005	5
25	MP2B	X	-11.774	1
26	MP2B	Z	0	1
27	MP2B	Mx	-.011	1
28	MP2B	X	-11.774	5
29	MP2B	Z	0	5
30	MP2B	Mx	-.011	5
31	MP2C	X	-12.484	1
32	MP2C	Z	0	1
33	MP2C	Mx	.008	1
34	MP2C	X	-12.484	5
35	MP2C	Z	0	5
36	MP2C	Mx	.008	5
37	MP4A	X	-2.345	2
38	MP4A	Z	0	2
39	MP4A	Mx	.001	2
40	MP4A	X	-2.345	4
41	MP4A	Z	0	4
42	MP4A	Mx	.001	4
43	MP4B	X	-5.08	2
44	MP4B	Z	0	2
45	MP4B	Mx	-.001	2
46	MP4B	X	-5.08	4
47	MP4B	Z	0	4
48	MP4B	Mx	-.001	4
49	MP4C	X	-5.881	2
50	MP4C	Z	0	2
51	MP4C	Mx	-.000511	2
52	MP4C	X	-5.881	4
53	MP4C	Z	0	4
54	MP4C	Mx	-.000511	4
55	MP2A	X	-3.187	3
56	MP2A	Z	0	3
57	MP2A	Mx	-.002	3



Company :
 Designer :
 Job Number :
 Model Name :

May 3, 2021
 2:05 PM
 Checked By: _____

Member Point Loads (BLC 36 : Antenna Wm (270 Deg)) (Continued)

	Member Label	Direction	Magnitude[lb.k-ft]	Location[ft,%]
58	MP2B	X	-4.372	3
59	MP2B	Z	0	3
60	MP2B	Mx	.001	3
61	MP2C	X	-4.72	3
62	MP2C	Z	0	3
63	MP2C	Mx	.00041	3
64	MP3A	X	-2.581	3
65	MP3A	Z	0	3
66	MP3A	Mx	-.001	3
67	MP3B	X	-4.221	3
68	MP3B	Z	0	3
69	MP3B	Mx	.001	3
70	MP3C	X	-4.701	3
71	MP3C	Z	0	3
72	MP3C	Mx	.000408	3
73	M107	X	-7.212	1.25
74	M107	Z	0	1.25
75	M107	Mx	0	1.25
76	MP1A	X	-5.153	1.5
77	MP1A	Z	0	1.5
78	MP1A	Mx	.003	1.5
79	MP1A	X	-5.153	4.5
80	MP1A	Z	0	4.5
81	MP1A	Mx	.003	4.5
82	MP1B	X	-3.783	1.5
83	MP1B	Z	0	1.5
84	MP1B	Mx	-.000946	1.5
85	MP1B	X	-3.783	4.5
86	MP1B	Z	0	4.5
87	MP1B	Mx	-.000946	4.5
88	MP1C	X	-3.382	1.5
89	MP1C	Z	0	1.5
90	MP1C	Mx	-.000294	1.5
91	MP1C	X	-3.382	4.5
92	MP1C	Z	0	4.5
93	MP1C	Mx	-.000294	4.5
94	MP5A	X	-5.153	1.5
95	MP5A	Z	0	1.5
96	MP5A	Mx	.003	1.5
97	MP5A	X	-5.153	4.5
98	MP5A	Z	0	4.5
99	MP5A	Mx	.003	4.5
100	MP5B	X	-3.783	1.5
101	MP5B	Z	0	1.5
102	MP5B	Mx	-.000946	1.5
103	MP5B	X	-3.783	4.5
104	MP5B	Z	0	4.5
105	MP5B	Mx	-.000946	4.5
106	MP5C	X	-3.382	1.5
107	MP5C	Z	0	1.5
108	MP5C	Mx	-.000294	1.5
109	MP5C	X	-3.382	4.5
110	MP5C	Z	0	4.5
111	MP5C	Mx	-.000294	4.5

Member Point Loads (BLC 37 : Antenna Wm (300 Deg))

	Member Label	Direction	Magnitude[lb.k-ft]	Location[ft,%]
--	--------------	-----------	--------------------	----------------



Company :
 Designer :
 Job Number :
 Model Name :

May 3, 2021
 2:05 PM
 Checked By: _____

Member Point Loads (BLC 37 : Antenna Wm (300 Deg)) (Continued)

	Member Label	Direction	Magnitude[lb.k-ft]	Location[ft,%]
1	MP2A	X	-8.799	1
2	MP2A	Z	-5.08	1
3	MP2A	Mx	.000589	1
4	MP2A	X	-8.799	5
5	MP2A	Z	-5.08	5
6	MP2A	Mx	.000589	5
7	MP2B	X	-10.896	1
8	MP2B	Z	-6.291	1
9	MP2B	Mx	.009	1
10	MP2B	X	-10.896	5
11	MP2B	Z	-6.291	5
12	MP2B	Mx	.009	5
13	MP2C	X	-9.741	1
14	MP2C	Z	-5.624	1
15	MP2C	Mx	-.01	1
16	MP2C	X	-9.741	5
17	MP2C	Z	-5.624	5
18	MP2C	Mx	-.01	5
19	MP2A	X	-8.799	1
20	MP2A	Z	-5.08	1
21	MP2A	Mx	.008	1
22	MP2A	X	-8.799	5
23	MP2A	Z	-5.08	5
24	MP2A	Mx	.008	5
25	MP2B	X	-10.896	1
26	MP2B	Z	-6.291	1
27	MP2B	Mx	-.009	1
28	MP2B	X	-10.896	5
29	MP2B	Z	-6.291	5
30	MP2B	Mx	-.009	5
31	MP2C	X	-9.741	1
32	MP2C	Z	-5.624	1
33	MP2C	Mx	.003	1
34	MP2C	X	-9.741	5
35	MP2C	Z	-5.624	5
36	MP2C	Mx	.003	5
37	MP4A	X	-2.821	2
38	MP4A	Z	-1.628	2
39	MP4A	Mx	.001	2
40	MP4A	X	-2.821	4
41	MP4A	Z	-1.628	4
42	MP4A	Mx	.001	4
43	MP4B	X	-5.188	2
44	MP4B	Z	-2.996	2
45	MP4B	Mx	0	2
46	MP4B	X	-5.188	4
47	MP4B	Z	-2.996	4
48	MP4B	Mx	0	4
49	MP4C	X	-3.884	2
50	MP4C	Z	-2.242	2
51	MP4C	Mx	-.001	2
52	MP4C	X	-3.884	4
53	MP4C	Z	-2.242	4
54	MP4C	Mx	-.001	4
55	MP2A	X	-3.102	3
56	MP2A	Z	-1.791	3
57	MP2A	Mx	-.002	3



Company :
 Designer :
 Job Number :
 Model Name :

May 3, 2021
 2:05 PM
 Checked By: _____

Member Point Loads (BLC 37 : Antenna Wm (300 Deg)) (Continued)

	Member Label	Direction	Magnitude[lb.k-ft]	Location[ft,%]
58	MP2B	X	-4.129	3
59	MP2B	Z	-2.384	3
60	MP2B	Mx	0	3
61	MP2C	X	-3.563	3
62	MP2C	Z	-2.057	3
63	MP2C	Mx	.001	3
64	MP3A	X	-2.709	3
65	MP3A	Z	-1.564	3
66	MP3A	Mx	-.001	3
67	MP3B	X	-4.129	3
68	MP3B	Z	-2.384	3
69	MP3B	Mx	0	3
70	MP3C	X	-3.346	3
71	MP3C	Z	-1.932	3
72	MP3C	Mx	.001	3
73	M107	X	-7.66	1.25
74	M107	Z	-4.423	1.25
75	M107	Mx	0	1.25
76	MP1A	X	-4.067	1.5
77	MP1A	Z	-2.348	1.5
78	MP1A	Mx	.002	1.5
79	MP1A	X	-4.067	4.5
80	MP1A	Z	-2.348	4.5
81	MP1A	Mx	.002	4.5
82	MP1B	X	-2.881	1.5
83	MP1B	Z	-1.663	1.5
84	MP1B	Mx	0	1.5
85	MP1B	X	-2.881	4.5
86	MP1B	Z	-1.663	4.5
87	MP1B	Mx	0	4.5
88	MP1C	X	-3.535	1.5
89	MP1C	Z	-2.041	1.5
90	MP1C	Mx	-.001	1.5
91	MP1C	X	-3.535	4.5
92	MP1C	Z	-2.041	4.5
93	MP1C	Mx	-.001	4.5
94	MP5A	X	-4.067	1.5
95	MP5A	Z	-2.348	1.5
96	MP5A	Mx	.002	1.5
97	MP5A	X	-4.067	4.5
98	MP5A	Z	-2.348	4.5
99	MP5A	Mx	.002	4.5
100	MP5B	X	-2.881	1.5
101	MP5B	Z	-1.663	1.5
102	MP5B	Mx	0	1.5
103	MP5B	X	-2.881	4.5
104	MP5B	Z	-1.663	4.5
105	MP5B	Mx	0	4.5
106	MP5C	X	-3.535	1.5
107	MP5C	Z	-2.041	1.5
108	MP5C	Mx	-.001	1.5
109	MP5C	X	-3.535	4.5
110	MP5C	Z	-2.041	4.5
111	MP5C	Mx	-.001	4.5

Member Point Loads (BLC 38 : Antenna Wm (330 Deg))

	Member Label	Direction	Magnitude[lb.k-ft]	Location[ft,%]
--	--------------	-----------	--------------------	----------------



Company :
 Designer :
 Job Number :
 Model Name :

May 3, 2021
 2:05 PM
 Checked By: _____

Member Point Loads (BLC 38 : Antenna Wm (330 Deg)) (Continued)

	Member Label	Direction	Magnitude[lb.k-ft]	Location[ft,%]
1	MP2A	X	-5.887	1
2	MP2A	Z	-10.197	1
3	MP2A	Mx	-.005	1
4	MP2A	X	-5.887	5
5	MP2A	Z	-10.197	5
6	MP2A	Mx	-.005	5
7	MP2B	X	-5.887	1
8	MP2B	Z	-10.197	1
9	MP2B	Mx	.011	1
10	MP2B	X	-5.887	5
11	MP2B	Z	-10.197	5
12	MP2B	Mx	.011	5
13	MP2C	X	-4.866	1
14	MP2C	Z	-8.427	1
15	MP2C	Mx	-.007	1
16	MP2C	X	-4.866	5
17	MP2C	Z	-8.427	5
18	MP2C	Mx	-.007	5
19	MP2A	X	-5.887	1
20	MP2A	Z	-10.197	1
21	MP2A	Mx	.011	1
22	MP2A	X	-5.887	5
23	MP2A	Z	-10.197	5
24	MP2A	Mx	.011	5
25	MP2B	X	-5.887	1
26	MP2B	Z	-10.197	1
27	MP2B	Mx	-.005	1
28	MP2B	X	-5.887	5
29	MP2B	Z	-10.197	5
30	MP2B	Mx	-.005	5
31	MP2C	X	-4.866	1
32	MP2C	Z	-8.427	1
33	MP2C	Mx	-.002	1
34	MP2C	X	-4.866	5
35	MP2C	Z	-8.427	5
36	MP2C	Mx	-.002	5
37	MP4A	X	-2.54	2
38	MP4A	Z	-4.399	2
39	MP4A	Mx	.001	2
40	MP4A	X	-2.54	4
41	MP4A	Z	-4.399	4
42	MP4A	Mx	.001	4
43	MP4B	X	-2.54	2
44	MP4B	Z	-4.399	2
45	MP4B	Mx	.001	2
46	MP4B	X	-2.54	4
47	MP4B	Z	-4.399	4
48	MP4B	Mx	.001	4
49	MP4C	X	-1.386	2
50	MP4C	Z	-2.401	2
51	MP4C	Mx	-.001	2
52	MP4C	X	-1.386	4
53	MP4C	Z	-2.401	4
54	MP4C	Mx	-.001	4
55	MP2A	X	-2.186	3
56	MP2A	Z	-3.786	3
57	MP2A	Mx	-.001	3



Company :
 Designer :
 Job Number :
 Model Name :

May 3, 2021
 2:05 PM
 Checked By: _____

Member Point Loads (BLC 38 : Antenna Wm (330 Deg)) (Continued)

	Member Label	Direction	Magnitude[lb.k-ft]	Location[ft,%]
58	MP2B	X	-2.186	3
59	MP2B	Z	-3.786	3
60	MP2B	Mx	-.001	3
61	MP2C	X	-1.686	3
62	MP2C	Z	-2.92	3
63	MP2C	Mx	.002	3
64	MP3A	X	-2.11	3
65	MP3A	Z	-3.655	3
66	MP3A	Mx	-.001	3
67	MP3B	X	-2.11	3
68	MP3B	Z	-3.655	3
69	MP3B	Mx	-.001	3
70	MP3C	X	-1.418	3
71	MP3C	Z	-2.457	3
72	MP3C	Mx	.001	3
73	M107	X	-4.831	1.25
74	M107	Z	-8.368	1.25
75	M107	Mx	0	1.25
76	MP1A	X	-1.892	1.5
77	MP1A	Z	-3.277	1.5
78	MP1A	Mx	.000946	1.5
79	MP1A	X	-1.892	4.5
80	MP1A	Z	-3.277	4.5
81	MP1A	Mx	.000946	4.5
82	MP1B	X	-1.892	1.5
83	MP1B	Z	-3.277	1.5
84	MP1B	Mx	.000946	1.5
85	MP1B	X	-1.892	4.5
86	MP1B	Z	-3.277	4.5
87	MP1B	Mx	.000946	4.5
88	MP1C	X	-2.47	1.5
89	MP1C	Z	-4.278	1.5
90	MP1C	Mx	-.002	1.5
91	MP1C	X	-2.47	4.5
92	MP1C	Z	-4.278	4.5
93	MP1C	Mx	-.002	4.5
94	MP5A	X	-1.892	1.5
95	MP5A	Z	-3.277	1.5
96	MP5A	Mx	.000946	1.5
97	MP5A	X	-1.892	4.5
98	MP5A	Z	-3.277	4.5
99	MP5A	Mx	.000946	4.5
100	MP5B	X	-1.892	1.5
101	MP5B	Z	-3.277	1.5
102	MP5B	Mx	.000946	1.5
103	MP5B	X	-1.892	4.5
104	MP5B	Z	-3.277	4.5
105	MP5B	Mx	.000946	4.5
106	MP5C	X	-2.47	1.5
107	MP5C	Z	-4.278	1.5
108	MP5C	Mx	-.002	1.5
109	MP5C	X	-2.47	4.5
110	MP5C	Z	-4.278	4.5
111	MP5C	Mx	-.002	4.5

Member Point Loads (BLC 77 : Lm1)

	Member Label	Direction	Magnitude[lb.k-ft]	Location[ft,%]
--	--------------	-----------	--------------------	----------------



Company :
 Designer :
 Job Number :
 Model Name :

May 3, 2021
 2:05 PM
 Checked By: _____

Member Point Loads (BLC 77 : Lm1) (Continued)

	Member Label	Direction	Magnitude[lb.k-ft]	Location[ft. %]
1	M21	Y	-500	0

Member Point Loads (BLC 78 : Lm2)

	Member Label	Direction	Magnitude[lb.k-ft]	Location[ft. %]
1	M22	Y	-500	0

Member Point Loads (BLC 79 : Lv1)

	Member Label	Direction	Magnitude[lb.k-ft]	Location[ft. %]
1	M1	Y	-250	0

Member Point Loads (BLC 80 : Lv2)

	Member Label	Direction	Magnitude[lb.k-ft]	Location[ft. %]
1	M1	Y	-250	%50

Member Distributed Loads (BLC 40 : Structure Di)

	Member Label	Direction	Start Magnitude[lb/ft. ...]	End Magnitude[lb/ft. F...]	Start Location[ft. %]	End Location[ft. %]
1	M1	Y	-6.395	-6.395	0	%100
2	M4	Y	-9.374	-9.374	0	%100
3	M10	Y	-9.374	-9.374	0	%100
4	MP3A	Y	-5.532	-5.532	0	%100
5	MP4A	Y	-4.842	-4.842	0	%100
6	MP2A	Y	-4.842	-4.842	0	%100
7	MP1A	Y	-4.842	-4.842	0	%100
8	M43	Y	-9.374	-9.374	0	%100
9	M46	Y	-9.877	-9.877	0	%100
10	M51B	Y	-5.468	-5.468	0	%100
11	M52B	Y	-5.468	-5.468	0	%100
12	M76	Y	-9.864	-9.864	0	%100
13	M77	Y	-9.864	-9.864	0	%100
14	M80	Y	-9.877	-9.877	0	%100
15	M84	Y	-9.864	-9.864	0	%100
16	M85	Y	-9.864	-9.864	0	%100
17	M91	Y	-9.877	-9.877	0	%100
18	M36	Y	-9.374	-9.374	0	%100
19	M37	Y	-9.374	-9.374	0	%100
20	M38	Y	-9.374	-9.374	0	%100
21	M39	Y	-9.877	-9.877	0	%100
22	M40	Y	-5.468	-5.468	0	%100
23	M41	Y	-5.468	-5.468	0	%100
24	M45	Y	-9.864	-9.864	0	%100
25	M46A	Y	-9.864	-9.864	0	%100
26	M48	Y	-9.877	-9.877	0	%100
27	M50A	Y	-9.864	-9.864	0	%100
28	M51C	Y	-9.864	-9.864	0	%100
29	M53	Y	-9.877	-9.877	0	%100
30	M60	Y	-9.374	-9.374	0	%100
31	M61	Y	-9.374	-9.374	0	%100
32	M62	Y	-9.374	-9.374	0	%100
33	M63	Y	-9.877	-9.877	0	%100
34	M64	Y	-5.468	-5.468	0	%100
35	M65	Y	-5.468	-5.468	0	%100
36	M69	Y	-9.864	-9.864	0	%100
37	M70	Y	-9.864	-9.864	0	%100
38	M72	Y	-9.877	-9.877	0	%100



Company :
 Designer :
 Job Number :
 Model Name :

May 3, 2021
 2:05 PM
 Checked By: _____

Member Distributed Loads (BLC 40 : Structure Di) (Continued)

	Member Label	Direction	Start Magnitude[lb/ft,...	End Magnitude[lb/ft,F...	Start Location[ft, %]	End Location[ft, %]
39	M74	Y	-9.864	-9.864	0	%100
40	M75	Y	-9.864	-9.864	0	%100
41	M77A	Y	-9.877	-9.877	0	%100
42	M82A	Y	-6.395	-6.395	0	%100
43	M83B	Y	-6.395	-6.395	0	%100
44	MP5A	Y	-4.842	-4.842	0	%100
45	MP3C	Y	-5.532	-5.532	0	%100
46	MP4C	Y	-4.842	-4.842	0	%100
47	MP2C	Y	-4.842	-4.842	0	%100
48	MP1C	Y	-4.842	-4.842	0	%100
49	MP5C	Y	-4.842	-4.842	0	%100
50	MP3B	Y	-5.532	-5.532	0	%100
51	MP4B	Y	-4.842	-4.842	0	%100
52	MP2B	Y	-4.842	-4.842	0	%100
53	MP1B	Y	-4.842	-4.842	0	%100
54	MP5B	Y	-4.842	-4.842	0	%100
55	M107	Y	-4.842	-4.842	0	%100
56	M108	Y	-5.532	-5.532	0	%100
57	M117	Y	-7.421	-7.421	0	%100
58	M118	Y	-7.421	-7.421	0	%100
59	M119	Y	-7.421	-7.421	0	%100
60	M133A	Y	-5.532	-5.532	0	%100
61	M134A	Y	-5.532	-5.532	0	%100

Member Distributed Loads (BLC 41 : Structure Wo (0 Deg))

	Member Label	Direction	Start Magnitude[lb/ft,...	End Magnitude[lb/ft,F...	Start Location[ft, %]	End Location[ft, %]
1	M1	X	0	0	0	%100
2	M1	Z	-13.984	-13.984	0	%100
3	M4	X	0	0	0	%100
4	M4	Z	0	0	0	%100
5	M10	X	0	0	0	%100
6	M10	Z	-12.27	-12.27	0	%100
7	MP3A	X	0	0	0	%100
8	MP3A	Z	-11.727	-11.727	0	%100
9	MP4A	X	0	0	0	%100
10	MP4A	Z	-9.688	-9.688	0	%100
11	MP2A	X	0	0	0	%100
12	MP2A	Z	-9.688	-9.688	0	%100
13	MP1A	X	0	0	0	%100
14	MP1A	Z	-9.688	-9.688	0	%100
15	M43	X	0	0	0	%100
16	M43	Z	-12.27	-12.27	0	%100
17	M46	X	0	0	0	%100
18	M46	Z	-24.474	-24.474	0	%100
19	M51B	X	0	0	0	%100
20	M51B	Z	-3.399	-3.399	0	%100
21	M52B	X	0	0	0	%100
22	M52B	Z	-3.399	-3.399	0	%100
23	M76	X	0	0	0	%100
24	M76	Z	0	0	0	%100
25	M77	X	0	0	0	%100
26	M77	Z	-6.232	-6.232	0	%100
27	M80	X	0	0	0	%100
28	M80	Z	-6.564	-6.564	0	%100
29	M84	X	0	0	0	%100
30	M84	Z	0	0	0	%100

Member Distributed Loads (BLC 41 : Structure Wo (0 Deg)) (Continued)

	Member Label	Direction	Start Magnitude[lb/ft,...	End Magnitude[lb/ft,F...	Start Location[ft, %]	End Location[ft, %]
31	M85	X	0	0	0	%100
32	M85	Z	-6.232	-6.232	0	%100
33	M91	X	0	0	0	%100
34	M91	Z	-6.564	-6.564	0	%100
35	M36	X	0	0	0	%100
36	M36	Z	-10.913	-10.913	0	%100
37	M37	X	0	0	0	%100
38	M37	Z	-3.067	-3.067	0	%100
39	M38	X	0	0	0	%100
40	M38	Z	-3.067	-3.067	0	%100
41	M39	X	0	0	0	%100
42	M39	Z	-6.118	-6.118	0	%100
43	M40	X	0	0	0	%100
44	M40	Z	-3.399	-3.399	0	%100
45	M41	X	0	0	0	%100
46	M41	Z	-13.597	-13.597	0	%100
47	M45	X	0	0	0	%100
48	M45	Z	-18.355	-18.355	0	%100
49	M46A	X	0	0	0	%100
50	M46A	Z	-6.232	-6.232	0	%100
51	M48	X	0	0	0	%100
52	M48	Z	-6.564	-6.564	0	%100
53	M50A	X	0	0	0	%100
54	M50A	Z	-18.355	-18.355	0	%100
55	M51C	X	0	0	0	%100
56	M51C	Z	-24.927	-24.927	0	%100
57	M53	X	0	0	0	%100
58	M53	Z	-26.255	-26.255	0	%100
59	M60	X	0	0	0	%100
60	M60	Z	-10.913	-10.913	0	%100
61	M61	X	0	0	0	%100
62	M61	Z	-3.067	-3.067	0	%100
63	M62	X	0	0	0	%100
64	M62	Z	-3.067	-3.067	0	%100
65	M63	X	0	0	0	%100
66	M63	Z	-6.118	-6.118	0	%100
67	M64	X	0	0	0	%100
68	M64	Z	-13.597	-13.597	0	%100
69	M65	X	0	0	0	%100
70	M65	Z	-3.399	-3.399	0	%100
71	M69	X	0	0	0	%100
72	M69	Z	-18.355	-18.355	0	%100
73	M70	X	0	0	0	%100
74	M70	Z	-24.927	-24.927	0	%100
75	M72	X	0	0	0	%100
76	M72	Z	-26.255	-26.255	0	%100
77	M74	X	0	0	0	%100
78	M74	Z	-18.355	-18.355	0	%100
79	M75	X	0	0	0	%100
80	M75	Z	-6.232	-6.232	0	%100
81	M77A	X	0	0	0	%100
82	M77A	Z	-6.564	-6.564	0	%100
83	M82A	X	0	0	0	%100
84	M82A	Z	-3.496	-3.496	0	%100
85	M83B	X	0	0	0	%100
86	M83B	Z	-3.496	-3.496	0	%100
87	MP5A	X	0	0	0	%100

Member Distributed Loads (BLC 41 : Structure Wo (0 Deg)) (Continued)

	Member Label	Direction	Start Magnitude[lb/ft,...	End Magnitude[lb/ft,F...	Start Location[ft, %]	End Location[ft, %]
88	MP5A	Z	-9.688	-9.688	0	%100
89	MP3C	X	0	0	0	%100
90	MP3C	Z	-11.727	-11.727	0	%100
91	MP4C	X	0	0	0	%100
92	MP4C	Z	-9.688	-9.688	0	%100
93	MP2C	X	0	0	0	%100
94	MP2C	Z	-9.688	-9.688	0	%100
95	MP1C	X	0	0	0	%100
96	MP1C	Z	-9.688	-9.688	0	%100
97	MP5C	X	0	0	0	%100
98	MP5C	Z	-9.688	-9.688	0	%100
99	MP3B	X	0	0	0	%100
100	MP3B	Z	-11.727	-11.727	0	%100
101	MP4B	X	0	0	0	%100
102	MP4B	Z	-9.688	-9.688	0	%100
103	MP2B	X	0	0	0	%100
104	MP2B	Z	-9.688	-9.688	0	%100
105	MP1B	X	0	0	0	%100
106	MP1B	Z	-9.688	-9.688	0	%100
107	MP5B	X	0	0	0	%100
108	MP5B	Z	-9.688	-9.688	0	%100
109	M107	X	0	0	0	%100
110	M107	Z	-7.922	-7.922	0	%100
111	M108	X	0	0	0	%100
112	M108	Z	-11.727	-11.727	0	%100
113	M117	X	0	0	0	%100
114	M117	Z	-3.294	-3.294	0	%100
115	M118	X	0	0	0	%100
116	M118	Z	-13.176	-13.176	0	%100
117	M119	X	0	0	0	%100
118	M119	Z	-3.294	-3.294	0	%100
119	M133A	X	0	0	0	%100
120	M133A	Z	-2.932	-2.932	0	%100
121	M134A	X	0	0	0	%100
122	M134A	Z	-2.932	-2.932	0	%100

Member Distributed Loads (BLC 42 : Structure Wo (30 Deg))

	Member Label	Direction	Start Magnitude[lb/ft,...	End Magnitude[lb/ft,F...	Start Location[ft, %]	End Location[ft, %]
1	M1	X	5.244	5.244	0	%100
2	M1	Z	-9.083	-9.083	0	%100
3	M4	X	1.819	1.819	0	%100
4	M4	Z	-3.15	-3.15	0	%100
5	M10	X	4.601	4.601	0	%100
6	M10	Z	-7.97	-7.97	0	%100
7	MP3A	X	5.864	5.864	0	%100
8	MP3A	Z	-10.156	-10.156	0	%100
9	MP4A	X	4.844	4.844	0	%100
10	MP4A	Z	-8.39	-8.39	0	%100
11	MP2A	X	4.844	4.844	0	%100
12	MP2A	Z	-8.39	-8.39	0	%100
13	MP1A	X	4.844	4.844	0	%100
14	MP1A	Z	-8.39	-8.39	0	%100
15	M43	X	4.601	4.601	0	%100
16	M43	Z	-7.97	-7.97	0	%100
17	M46	X	9.178	9.178	0	%100
18	M46	Z	-15.896	-15.896	0	%100



Company :
 Designer :
 Job Number :
 Model Name :

May 3, 2021
 2:05 PM
 Checked By: _____

Member Distributed Loads (BLC 42 : Structure Wo (30 Deg)) (Continued)

	Member Label	Direction	Start Magnitude[lb/ft,...	End Magnitude[lb/ft,F...	Start Location[ft, %]	End Location[ft, %]
19	M51B	X	5.099	5.099	0	%100
20	M51B	Z	-8.831	-8.831	0	%100
21	M52B	X	0	0	0	%100
22	M52B	Z	0	0	0	%100
23	M76	X	3.059	3.059	0	%100
24	M76	Z	-5.299	-5.299	0	%100
25	M77	X	9.348	9.348	0	%100
26	M77	Z	-16.191	-16.191	0	%100
27	M80	X	9.846	9.846	0	%100
28	M80	Z	-17.053	-17.053	0	%100
29	M84	X	3.059	3.059	0	%100
30	M84	Z	-5.299	-5.299	0	%100
31	M85	X	0	0	0	%100
32	M85	Z	0	0	0	%100
33	M91	X	0	0	0	%100
34	M91	Z	0	0	0	%100
35	M36	X	1.819	1.819	0	%100
36	M36	Z	-3.15	-3.15	0	%100
37	M37	X	4.601	4.601	0	%100
38	M37	Z	-7.97	-7.97	0	%100
39	M38	X	4.601	4.601	0	%100
40	M38	Z	-7.97	-7.97	0	%100
41	M39	X	9.178	9.178	0	%100
42	M39	Z	-15.896	-15.896	0	%100
43	M40	X	0	0	0	%100
44	M40	Z	0	0	0	%100
45	M41	X	5.099	5.099	0	%100
46	M41	Z	-8.831	-8.831	0	%100
47	M45	X	3.059	3.059	0	%100
48	M45	Z	-5.299	-5.299	0	%100
49	M46A	X	0	0	0	%100
50	M46A	Z	0	0	0	%100
51	M48	X	0	0	0	%100
52	M48	Z	0	0	0	%100
53	M50A	X	3.059	3.059	0	%100
54	M50A	Z	-5.299	-5.299	0	%100
55	M51C	X	9.348	9.348	0	%100
56	M51C	Z	-16.191	-16.191	0	%100
57	M53	X	9.846	9.846	0	%100
58	M53	Z	-17.053	-17.053	0	%100
59	M60	X	7.275	7.275	0	%100
60	M60	Z	-12.601	-12.601	0	%100
61	M61	X	0	0	0	%100
62	M61	Z	0	0	0	%100
63	M62	X	0	0	0	%100
64	M62	Z	0	0	0	%100
65	M63	X	0	0	0	%100
66	M63	Z	0	0	0	%100
67	M64	X	5.099	5.099	0	%100
68	M64	Z	-8.831	-8.831	0	%100
69	M65	X	5.099	5.099	0	%100
70	M65	Z	-8.831	-8.831	0	%100
71	M69	X	12.237	12.237	0	%100
72	M69	Z	-21.195	-21.195	0	%100
73	M70	X	9.348	9.348	0	%100
74	M70	Z	-16.191	-16.191	0	%100
75	M72	X	9.846	9.846	0	%100

Member Distributed Loads (BLC 42 : Structure Wo (30 Deg)) (Continued)

	Member Label	Direction	Start Magnitude[lb/ft,...	End Magnitude[lb/ft,F...	Start Location[ft, %]	End Location[ft, %]
76	M72	Z	-17.053	-17.053	0	%100
77	M74	X	12.237	12.237	0	%100
78	M74	Z	-21.195	-21.195	0	%100
79	M75	X	9.348	9.348	0	%100
80	M75	Z	-16.191	-16.191	0	%100
81	M77A	X	9.846	9.846	0	%100
82	M77A	Z	-17.053	-17.053	0	%100
83	M82A	X	5.244	5.244	0	%100
84	M82A	Z	-9.083	-9.083	0	%100
85	M83B	X	0	0	0	%100
86	M83B	Z	0	0	0	%100
87	MP5A	X	4.844	4.844	0	%100
88	MP5A	Z	-8.39	-8.39	0	%100
89	MP3C	X	5.864	5.864	0	%100
90	MP3C	Z	-10.156	-10.156	0	%100
91	MP4C	X	4.844	4.844	0	%100
92	MP4C	Z	-8.39	-8.39	0	%100
93	MP2C	X	4.844	4.844	0	%100
94	MP2C	Z	-8.39	-8.39	0	%100
95	MP1C	X	4.844	4.844	0	%100
96	MP1C	Z	-8.39	-8.39	0	%100
97	MP5C	X	4.844	4.844	0	%100
98	MP5C	Z	-8.39	-8.39	0	%100
99	MP3B	X	5.864	5.864	0	%100
100	MP3B	Z	-10.156	-10.156	0	%100
101	MP4B	X	4.844	4.844	0	%100
102	MP4B	Z	-8.39	-8.39	0	%100
103	MP2B	X	4.844	4.844	0	%100
104	MP2B	Z	-8.39	-8.39	0	%100
105	MP1B	X	4.844	4.844	0	%100
106	MP1B	Z	-8.39	-8.39	0	%100
107	MP5B	X	4.844	4.844	0	%100
108	MP5B	Z	-8.39	-8.39	0	%100
109	M107	X	3.961	3.961	0	%100
110	M107	Z	-6.861	-6.861	0	%100
111	M108	X	4.398	4.398	0	%100
112	M108	Z	-7.617	-7.617	0	%100
113	M117	X	0	0	0	%100
114	M117	Z	0	0	0	%100
115	M118	X	4.941	4.941	0	%100
116	M118	Z	-8.558	-8.558	0	%100
117	M119	X	4.941	4.941	0	%100
118	M119	Z	-8.558	-8.558	0	%100
119	M133A	X	4.398	4.398	0	%100
120	M133A	Z	-7.617	-7.617	0	%100
121	M134A	X	0	0	0	%100
122	M134A	Z	0	0	0	%100

Member Distributed Loads (BLC 43 : Structure Wo (60 Deg))

	Member Label	Direction	Start Magnitude[lb/ft,...	End Magnitude[lb/ft,F...	Start Location[ft, %]	End Location[ft, %]
1	M1	X	3.028	3.028	0	%100
2	M1	Z	-1.748	-1.748	0	%100
3	M4	X	9.451	9.451	0	%100
4	M4	Z	-5.456	-5.456	0	%100
5	M10	X	2.657	2.657	0	%100
6	M10	Z	-1.534	-1.534	0	%100



Company :
 Designer :
 Job Number :
 Model Name :

May 3, 2021
 2:05 PM
 Checked By: _____

Member Distributed Loads (BLC 43 : Structure Wo (60 Deg)) (Continued)

	Member Label	Direction	Start Magnitude[lb/ft,...	End Magnitude[lb/ft,F...	Start Location[ft, %]	End Location[ft, %]
7	MP3A	X	10.156	10.156	0	%100
8	MP3A	Z	-5.864	-5.864	0	%100
9	MP4A	X	8.39	8.39	0	%100
10	MP4A	Z	-4.844	-4.844	0	%100
11	MP2A	X	8.39	8.39	0	%100
12	MP2A	Z	-4.844	-4.844	0	%100
13	MP1A	X	8.39	8.39	0	%100
14	MP1A	Z	-4.844	-4.844	0	%100
15	M43	X	2.657	2.657	0	%100
16	M43	Z	-1.534	-1.534	0	%100
17	M46	X	5.299	5.299	0	%100
18	M46	Z	-3.059	-3.059	0	%100
19	M51B	X	11.775	11.775	0	%100
20	M51B	Z	-6.798	-6.798	0	%100
21	M52B	X	2.944	2.944	0	%100
22	M52B	Z	-1.7	-1.7	0	%100
23	M76	X	15.896	15.896	0	%100
24	M76	Z	-9.178	-9.178	0	%100
25	M77	X	21.587	21.587	0	%100
26	M77	Z	-12.464	-12.464	0	%100
27	M80	X	22.738	22.738	0	%100
28	M80	Z	-13.128	-13.128	0	%100
29	M84	X	15.896	15.896	0	%100
30	M84	Z	-9.178	-9.178	0	%100
31	M85	X	5.397	5.397	0	%100
32	M85	Z	-3.116	-3.116	0	%100
33	M91	X	5.684	5.684	0	%100
34	M91	Z	-3.282	-3.282	0	%100
35	M36	X	0	0	0	%100
36	M36	Z	0	0	0	%100
37	M37	X	10.626	10.626	0	%100
38	M37	Z	-6.135	-6.135	0	%100
39	M38	X	10.626	10.626	0	%100
40	M38	Z	-6.135	-6.135	0	%100
41	M39	X	21.195	21.195	0	%100
42	M39	Z	-12.237	-12.237	0	%100
43	M40	X	2.944	2.944	0	%100
44	M40	Z	-1.7	-1.7	0	%100
45	M41	X	2.944	2.944	0	%100
46	M41	Z	-1.7	-1.7	0	%100
47	M45	X	0	0	0	%100
48	M45	Z	0	0	0	%100
49	M46A	X	5.397	5.397	0	%100
50	M46A	Z	-3.116	-3.116	0	%100
51	M48	X	5.684	5.684	0	%100
52	M48	Z	-3.282	-3.282	0	%100
53	M50A	X	0	0	0	%100
54	M50A	Z	0	0	0	%100
55	M51C	X	5.397	5.397	0	%100
56	M51C	Z	-3.116	-3.116	0	%100
57	M53	X	5.684	5.684	0	%100
58	M53	Z	-3.282	-3.282	0	%100
59	M60	X	9.451	9.451	0	%100
60	M60	Z	-5.456	-5.456	0	%100
61	M61	X	2.657	2.657	0	%100
62	M61	Z	-1.534	-1.534	0	%100
63	M62	X	2.657	2.657	0	%100



Company :
 Designer :
 Job Number :
 Model Name :

May 3, 2021
 2:05 PM
 Checked By: _____

Member Distributed Loads (BLC 43 : Structure Wo (60 Deg)) (Continued)

Member Label	Direction	Start Magnitude[lb/ft,...	End Magnitude[lb/ft,F...	Start Location[ft, %]	End Location[ft, %]
64	M62	Z	-1.534	-1.534	0 %100
65	M63	X	5.299	5.299	0 %100
66	M63	Z	-3.059	-3.059	0 %100
67	M64	X	2.944	2.944	0 %100
68	M64	Z	-1.7	-1.7	0 %100
69	M65	X	11.775	11.775	0 %100
70	M65	Z	-6.798	-6.798	0 %100
71	M69	X	15.896	15.896	0 %100
72	M69	Z	-9.178	-9.178	0 %100
73	M70	X	5.397	5.397	0 %100
74	M70	Z	-3.116	-3.116	0 %100
75	M72	X	5.684	5.684	0 %100
76	M72	Z	-3.282	-3.282	0 %100
77	M74	X	15.896	15.896	0 %100
78	M74	Z	-9.178	-9.178	0 %100
79	M75	X	21.587	21.587	0 %100
80	M75	Z	-12.464	-12.464	0 %100
81	M77A	X	22.738	22.738	0 %100
82	M77A	Z	-13.128	-13.128	0 %100
83	M82A	X	12.11	12.11	0 %100
84	M82A	Z	-6.992	-6.992	0 %100
85	M83B	X	3.028	3.028	0 %100
86	M83B	Z	-1.748	-1.748	0 %100
87	MP5A	X	8.39	8.39	0 %100
88	MP5A	Z	-4.844	-4.844	0 %100
89	MP3C	X	10.156	10.156	0 %100
90	MP3C	Z	-5.864	-5.864	0 %100
91	MP4C	X	8.39	8.39	0 %100
92	MP4C	Z	-4.844	-4.844	0 %100
93	MP2C	X	8.39	8.39	0 %100
94	MP2C	Z	-4.844	-4.844	0 %100
95	MP1C	X	8.39	8.39	0 %100
96	MP1C	Z	-4.844	-4.844	0 %100
97	MP5C	X	8.39	8.39	0 %100
98	MP5C	Z	-4.844	-4.844	0 %100
99	MP3B	X	10.156	10.156	0 %100
100	MP3B	Z	-5.864	-5.864	0 %100
101	MP4B	X	8.39	8.39	0 %100
102	MP4B	Z	-4.844	-4.844	0 %100
103	MP2B	X	8.39	8.39	0 %100
104	MP2B	Z	-4.844	-4.844	0 %100
105	MP1B	X	8.39	8.39	0 %100
106	MP1B	Z	-4.844	-4.844	0 %100
107	MP5B	X	8.39	8.39	0 %100
108	MP5B	Z	-4.844	-4.844	0 %100
109	M107	X	6.861	6.861	0 %100
110	M107	Z	-3.961	-3.961	0 %100
111	M108	X	2.539	2.539	0 %100
112	M108	Z	-1.466	-1.466	0 %100
113	M117	X	2.853	2.853	0 %100
114	M117	Z	-1.647	-1.647	0 %100
115	M118	X	2.853	2.853	0 %100
116	M118	Z	-1.647	-1.647	0 %100
117	M119	X	11.411	11.411	0 %100
118	M119	Z	-6.588	-6.588	0 %100
119	M133A	X	10.156	10.156	0 %100
120	M133A	Z	-5.864	-5.864	0 %100



Company :
 Designer :
 Job Number :
 Model Name :

May 3, 2021
 2:05 PM
 Checked By: _____

Member Distributed Loads (BLC 43 : Structure Wo (60 Deg)) (Continued)

	Member Label	Direction	Start Magnitude[lb/ft,...	End Magnitude[lb/ft,F...	Start Location[ft, %]	End Location[ft, %]
121	M134A	X	2.539	2.539	0	%100
122	M134A	Z	-1.466	-1.466	0	%100

Member Distributed Loads (BLC 44 : Structure Wo (90 Deg))

	Member Label	Direction	Start Magnitude[lb/ft,...	End Magnitude[lb/ft,F...	Start Location[ft, %]	End Location[ft, %]
1	M1	X	0	0	0	%100
2	M1	Z	0	0	0	%100
3	M4	X	14.55	14.55	0	%100
4	M4	Z	0	0	0	%100
5	M10	X	0	0	0	%100
6	M10	Z	0	0	0	%100
7	MP3A	X	11.727	11.727	0	%100
8	MP3A	Z	0	0	0	%100
9	MP4A	X	9.688	9.688	0	%100
10	MP4A	Z	0	0	0	%100
11	MP2A	X	9.688	9.688	0	%100
12	MP2A	Z	0	0	0	%100
13	MP1A	X	9.688	9.688	0	%100
14	MP1A	Z	0	0	0	%100
15	M43	X	0	0	0	%100
16	M43	Z	0	0	0	%100
17	M46	X	0	0	0	%100
18	M46	Z	0	0	0	%100
19	M51B	X	10.197	10.197	0	%100
20	M51B	Z	0	0	0	%100
21	M52B	X	10.197	10.197	0	%100
22	M52B	Z	0	0	0	%100
23	M76	X	24.474	24.474	0	%100
24	M76	Z	0	0	0	%100
25	M77	X	18.695	18.695	0	%100
26	M77	Z	0	0	0	%100
27	M80	X	19.691	19.691	0	%100
28	M80	Z	0	0	0	%100
29	M84	X	24.474	24.474	0	%100
30	M84	Z	0	0	0	%100
31	M85	X	18.695	18.695	0	%100
32	M85	Z	0	0	0	%100
33	M91	X	19.691	19.691	0	%100
34	M91	Z	0	0	0	%100
35	M36	X	3.638	3.638	0	%100
36	M36	Z	0	0	0	%100
37	M37	X	9.202	9.202	0	%100
38	M37	Z	0	0	0	%100
39	M38	X	9.202	9.202	0	%100
40	M38	Z	0	0	0	%100
41	M39	X	18.355	18.355	0	%100
42	M39	Z	0	0	0	%100
43	M40	X	10.197	10.197	0	%100
44	M40	Z	0	0	0	%100
45	M41	X	0	0	0	%100
46	M41	Z	0	0	0	%100
47	M45	X	6.118	6.118	0	%100
48	M45	Z	0	0	0	%100
49	M46A	X	18.695	18.695	0	%100
50	M46A	Z	0	0	0	%100
51	M48	X	19.691	19.691	0	%100



Company :
 Designer :
 Job Number :
 Model Name :

May 3, 2021
 2:05 PM
 Checked By: _____

Member Distributed Loads (BLC 44 : Structure Wo (90 Deg)) (Continued)

Member Label	Direction	Start Magnitude[lb/ft,...	End Magnitude[lb/ft,F...	Start Location[ft, %]	End Location[ft, %]	
52	M48	Z	0	0	0	%100
53	M50A	X	6.118	6.118	0	%100
54	M50A	Z	0	0	0	%100
55	M51C	X	0	0	0	%100
56	M51C	Z	0	0	0	%100
57	M53	X	0	0	0	%100
58	M53	Z	0	0	0	%100
59	M60	X	3.638	3.638	0	%100
60	M60	Z	0	0	0	%100
61	M61	X	9.202	9.202	0	%100
62	M61	Z	0	0	0	%100
63	M62	X	9.202	9.202	0	%100
64	M62	Z	0	0	0	%100
65	M63	X	18.355	18.355	0	%100
66	M63	Z	0	0	0	%100
67	M64	X	0	0	0	%100
68	M64	Z	0	0	0	%100
69	M65	X	10.197	10.197	0	%100
70	M65	Z	0	0	0	%100
71	M69	X	6.118	6.118	0	%100
72	M69	Z	0	0	0	%100
73	M70	X	0	0	0	%100
74	M70	Z	0	0	0	%100
75	M72	X	0	0	0	%100
76	M72	Z	0	0	0	%100
77	M74	X	6.118	6.118	0	%100
78	M74	Z	0	0	0	%100
79	M75	X	18.695	18.695	0	%100
80	M75	Z	0	0	0	%100
81	M77A	X	19.691	19.691	0	%100
82	M77A	Z	0	0	0	%100
83	M82A	X	10.488	10.488	0	%100
84	M82A	Z	0	0	0	%100
85	M83B	X	10.488	10.488	0	%100
86	M83B	Z	0	0	0	%100
87	MP5A	X	9.688	9.688	0	%100
88	MP5A	Z	0	0	0	%100
89	MP3C	X	11.727	11.727	0	%100
90	MP3C	Z	0	0	0	%100
91	MP4C	X	9.688	9.688	0	%100
92	MP4C	Z	0	0	0	%100
93	MP2C	X	9.688	9.688	0	%100
94	MP2C	Z	0	0	0	%100
95	MP1C	X	9.688	9.688	0	%100
96	MP1C	Z	0	0	0	%100
97	MP5C	X	9.688	9.688	0	%100
98	MP5C	Z	0	0	0	%100
99	MP3B	X	11.727	11.727	0	%100
100	MP3B	Z	0	0	0	%100
101	MP4B	X	9.688	9.688	0	%100
102	MP4B	Z	0	0	0	%100
103	MP2B	X	9.688	9.688	0	%100
104	MP2B	Z	0	0	0	%100
105	MP1B	X	9.688	9.688	0	%100
106	MP1B	Z	0	0	0	%100
107	MP5B	X	9.688	9.688	0	%100
108	MP5B	Z	0	0	0	%100

Member Distributed Loads (BLC 44 : Structure Wo (90 Deg)) (Continued)

	Member Label	Direction	Start Magnitude[lb/ft,...	End Magnitude[lb/ft,F...	Start Location[ft, %]	End Location[ft, %]
109	M107	X	7.922	7.922	0	%100
110	M107	Z	0	0	0	%100
111	M108	X	0	0	0	%100
112	M108	Z	0	0	0	%100
113	M117	X	9.882	9.882	0	%100
114	M117	Z	0	0	0	%100
115	M118	X	0	0	0	%100
116	M118	Z	0	0	0	%100
117	M119	X	9.882	9.882	0	%100
118	M119	Z	0	0	0	%100
119	M133A	X	8.795	8.795	0	%100
120	M133A	Z	0	0	0	%100
121	M134A	X	8.795	8.795	0	%100
122	M134A	Z	0	0	0	%100

Member Distributed Loads (BLC 45 : Structure Wo (120 Deg))

	Member Label	Direction	Start Magnitude[lb/ft,...	End Magnitude[lb/ft,F...	Start Location[ft, %]	End Location[ft, %]
1	M1	X	3.028	3.028	0	%100
2	M1	Z	1.748	1.748	0	%100
3	M4	X	9.451	9.451	0	%100
4	M4	Z	5.456	5.456	0	%100
5	M10	X	2.657	2.657	0	%100
6	M10	Z	1.534	1.534	0	%100
7	MP3A	X	10.156	10.156	0	%100
8	MP3A	Z	5.864	5.864	0	%100
9	MP4A	X	8.39	8.39	0	%100
10	MP4A	Z	4.844	4.844	0	%100
11	MP2A	X	8.39	8.39	0	%100
12	MP2A	Z	4.844	4.844	0	%100
13	MP1A	X	8.39	8.39	0	%100
14	MP1A	Z	4.844	4.844	0	%100
15	M43	X	2.657	2.657	0	%100
16	M43	Z	1.534	1.534	0	%100
17	M46	X	5.299	5.299	0	%100
18	M46	Z	3.059	3.059	0	%100
19	M51B	X	2.944	2.944	0	%100
20	M51B	Z	1.7	1.7	0	%100
21	M52B	X	11.775	11.775	0	%100
22	M52B	Z	6.798	6.798	0	%100
23	M76	X	15.896	15.896	0	%100
24	M76	Z	9.178	9.178	0	%100
25	M77	X	5.397	5.397	0	%100
26	M77	Z	3.116	3.116	0	%100
27	M80	X	5.684	5.684	0	%100
28	M80	Z	3.282	3.282	0	%100
29	M84	X	15.896	15.896	0	%100
30	M84	Z	9.178	9.178	0	%100
31	M85	X	21.587	21.587	0	%100
32	M85	Z	12.464	12.464	0	%100
33	M91	X	22.738	22.738	0	%100
34	M91	Z	13.128	13.128	0	%100
35	M36	X	9.451	9.451	0	%100
36	M36	Z	5.456	5.456	0	%100
37	M37	X	2.657	2.657	0	%100
38	M37	Z	1.534	1.534	0	%100
39	M38	X	2.657	2.657	0	%100



Company :
 Designer :
 Job Number :
 Model Name :

May 3, 2021
 2:05 PM
 Checked By: _____

Member Distributed Loads (BLC 45 : Structure Wo (120 Deg)) (Continued)

Member Label	Direction	Start Magnitude[lb/ft,...	End Magnitude[lb/ft,F...	Start Location[ft,%]	End Location[ft,%]
40	M38	Z	1.534	1.534	0 %100
41	M39	X	5.299	5.299	0 %100
42	M39	Z	3.059	3.059	0 %100
43	M40	X	11.775	11.775	0 %100
44	M40	Z	6.798	6.798	0 %100
45	M41	X	2.944	2.944	0 %100
46	M41	Z	1.7	1.7	0 %100
47	M45	X	15.896	15.896	0 %100
48	M45	Z	9.178	9.178	0 %100
49	M46A	X	21.587	21.587	0 %100
50	M46A	Z	12.464	12.464	0 %100
51	M48	X	22.738	22.738	0 %100
52	M48	Z	13.128	13.128	0 %100
53	M50A	X	15.896	15.896	0 %100
54	M50A	Z	9.178	9.178	0 %100
55	M51C	X	5.397	5.397	0 %100
56	M51C	Z	3.116	3.116	0 %100
57	M53	X	5.684	5.684	0 %100
58	M53	Z	3.282	3.282	0 %100
59	M60	X	0	0	0 %100
60	M60	Z	0	0	0 %100
61	M61	X	10.626	10.626	0 %100
62	M61	Z	6.135	6.135	0 %100
63	M62	X	10.626	10.626	0 %100
64	M62	Z	6.135	6.135	0 %100
65	M63	X	21.195	21.195	0 %100
66	M63	Z	12.237	12.237	0 %100
67	M64	X	2.944	2.944	0 %100
68	M64	Z	1.7	1.7	0 %100
69	M65	X	2.944	2.944	0 %100
70	M65	Z	1.7	1.7	0 %100
71	M69	X	0	0	0 %100
72	M69	Z	0	0	0 %100
73	M70	X	5.397	5.397	0 %100
74	M70	Z	3.116	3.116	0 %100
75	M72	X	5.684	5.684	0 %100
76	M72	Z	3.282	3.282	0 %100
77	M74	X	0	0	0 %100
78	M74	Z	0	0	0 %100
79	M75	X	5.397	5.397	0 %100
80	M75	Z	3.116	3.116	0 %100
81	M77A	X	5.684	5.684	0 %100
82	M77A	Z	3.282	3.282	0 %100
83	M82A	X	3.028	3.028	0 %100
84	M82A	Z	1.748	1.748	0 %100
85	M83B	X	12.11	12.11	0 %100
86	M83B	Z	6.992	6.992	0 %100
87	MP5A	X	8.39	8.39	0 %100
88	MP5A	Z	4.844	4.844	0 %100
89	MP3C	X	10.156	10.156	0 %100
90	MP3C	Z	5.864	5.864	0 %100
91	MP4C	X	8.39	8.39	0 %100
92	MP4C	Z	4.844	4.844	0 %100
93	MP2C	X	8.39	8.39	0 %100
94	MP2C	Z	4.844	4.844	0 %100
95	MP1C	X	8.39	8.39	0 %100
96	MP1C	Z	4.844	4.844	0 %100

Member Distributed Loads (BLC 45 : Structure Wo (120 Deg)) (Continued)

	Member Label	Direction	Start Magnitude[lb/ft,...	End Magnitude[lb/ft,F...	Start Location[ft, %]	End Location[ft, %]
97	MP5C	X	8.39	8.39	0	%100
98	MP5C	Z	4.844	4.844	0	%100
99	MP3B	X	10.156	10.156	0	%100
100	MP3B	Z	5.864	5.864	0	%100
101	MP4B	X	8.39	8.39	0	%100
102	MP4B	Z	4.844	4.844	0	%100
103	MP2B	X	8.39	8.39	0	%100
104	MP2B	Z	4.844	4.844	0	%100
105	MP1B	X	8.39	8.39	0	%100
106	MP1B	Z	4.844	4.844	0	%100
107	MP5B	X	8.39	8.39	0	%100
108	MP5B	Z	4.844	4.844	0	%100
109	M107	X	6.861	6.861	0	%100
110	M107	Z	3.961	3.961	0	%100
111	M108	X	2.539	2.539	0	%100
112	M108	Z	1.466	1.466	0	%100
113	M117	X	11.411	11.411	0	%100
114	M117	Z	6.588	6.588	0	%100
115	M118	X	2.853	2.853	0	%100
116	M118	Z	1.647	1.647	0	%100
117	M119	X	2.853	2.853	0	%100
118	M119	Z	1.647	1.647	0	%100
119	M133A	X	2.539	2.539	0	%100
120	M133A	Z	1.466	1.466	0	%100
121	M134A	X	10.156	10.156	0	%100
122	M134A	Z	5.864	5.864	0	%100

Member Distributed Loads (BLC 46 : Structure Wo (150 Deg))

	Member Label	Direction	Start Magnitude[lb/ft,...	End Magnitude[lb/ft,F...	Start Location[ft, %]	End Location[ft, %]
1	M1	X	5.244	5.244	0	%100
2	M1	Z	9.083	9.083	0	%100
3	M4	X	1.819	1.819	0	%100
4	M4	Z	3.15	3.15	0	%100
5	M10	X	4.601	4.601	0	%100
6	M10	Z	7.97	7.97	0	%100
7	MP3A	X	5.864	5.864	0	%100
8	MP3A	Z	10.156	10.156	0	%100
9	MP4A	X	4.844	4.844	0	%100
10	MP4A	Z	8.39	8.39	0	%100
11	MP2A	X	4.844	4.844	0	%100
12	MP2A	Z	8.39	8.39	0	%100
13	MP1A	X	4.844	4.844	0	%100
14	MP1A	Z	8.39	8.39	0	%100
15	M43	X	4.601	4.601	0	%100
16	M43	Z	7.97	7.97	0	%100
17	M46	X	9.178	9.178	0	%100
18	M46	Z	15.896	15.896	0	%100
19	M51B	X	0	0	0	%100
20	M51B	Z	0	0	0	%100
21	M52B	X	5.099	5.099	0	%100
22	M52B	Z	8.831	8.831	0	%100
23	M76	X	3.059	3.059	0	%100
24	M76	Z	5.299	5.299	0	%100
25	M77	X	0	0	0	%100
26	M77	Z	0	0	0	%100
27	M80	X	0	0	0	%100



Company :
 Designer :
 Job Number :
 Model Name :

May 3, 2021
 2:05 PM
 Checked By: _____

Member Distributed Loads (BLC 46 : Structure Wo (150 Deg)) (Continued)

	Member Label	Direction	Start Magnitude[lb/ft,...	End Magnitude[lb/ft,F...	Start Location[ft, %]	End Location[ft, %]
28	M80	Z	0	0	0	%100
29	M84	X	3.059	3.059	0	%100
30	M84	Z	5.299	5.299	0	%100
31	M85	X	9.348	9.348	0	%100
32	M85	Z	16.191	16.191	0	%100
33	M91	X	9.846	9.846	0	%100
34	M91	Z	17.053	17.053	0	%100
35	M36	X	7.275	7.275	0	%100
36	M36	Z	12.601	12.601	0	%100
37	M37	X	0	0	0	%100
38	M37	Z	0	0	0	%100
39	M38	X	0	0	0	%100
40	M38	Z	0	0	0	%100
41	M39	X	0	0	0	%100
42	M39	Z	0	0	0	%100
43	M40	X	5.099	5.099	0	%100
44	M40	Z	8.831	8.831	0	%100
45	M41	X	5.099	5.099	0	%100
46	M41	Z	8.831	8.831	0	%100
47	M45	X	12.237	12.237	0	%100
48	M45	Z	21.195	21.195	0	%100
49	M46A	X	9.348	9.348	0	%100
50	M46A	Z	16.191	16.191	0	%100
51	M48	X	9.846	9.846	0	%100
52	M48	Z	17.053	17.053	0	%100
53	M50A	X	12.237	12.237	0	%100
54	M50A	Z	21.195	21.195	0	%100
55	M51C	X	9.348	9.348	0	%100
56	M51C	Z	16.191	16.191	0	%100
57	M53	X	9.846	9.846	0	%100
58	M53	Z	17.053	17.053	0	%100
59	M60	X	1.819	1.819	0	%100
60	M60	Z	3.15	3.15	0	%100
61	M61	X	4.601	4.601	0	%100
62	M61	Z	7.97	7.97	0	%100
63	M62	X	4.601	4.601	0	%100
64	M62	Z	7.97	7.97	0	%100
65	M63	X	9.178	9.178	0	%100
66	M63	Z	15.896	15.896	0	%100
67	M64	X	5.099	5.099	0	%100
68	M64	Z	8.831	8.831	0	%100
69	M65	X	0	0	0	%100
70	M65	Z	0	0	0	%100
71	M69	X	3.059	3.059	0	%100
72	M69	Z	5.299	5.299	0	%100
73	M70	X	9.348	9.348	0	%100
74	M70	Z	16.191	16.191	0	%100
75	M72	X	9.846	9.846	0	%100
76	M72	Z	17.053	17.053	0	%100
77	M74	X	3.059	3.059	0	%100
78	M74	Z	5.299	5.299	0	%100
79	M75	X	0	0	0	%100
80	M75	Z	0	0	0	%100
81	M77A	X	0	0	0	%100
82	M77A	Z	0	0	0	%100
83	M82A	X	0	0	0	%100
84	M82A	Z	0	0	0	%100

Member Distributed Loads (BLC 46 : Structure Wo (150 Deg)) (Continued)

	Member Label	Direction	Start Magnitude[lb/ft,...	End Magnitude[lb/ft,F...	Start Location[ft, %]	End Location[ft, %]
85	M83B	X	5.244	5.244	0	%100
86	M83B	Z	9.083	9.083	0	%100
87	MP5A	X	4.844	4.844	0	%100
88	MP5A	Z	8.39	8.39	0	%100
89	MP3C	X	5.864	5.864	0	%100
90	MP3C	Z	10.156	10.156	0	%100
91	MP4C	X	4.844	4.844	0	%100
92	MP4C	Z	8.39	8.39	0	%100
93	MP2C	X	4.844	4.844	0	%100
94	MP2C	Z	8.39	8.39	0	%100
95	MP1C	X	4.844	4.844	0	%100
96	MP1C	Z	8.39	8.39	0	%100
97	MP5C	X	4.844	4.844	0	%100
98	MP5C	Z	8.39	8.39	0	%100
99	MP3B	X	5.864	5.864	0	%100
100	MP3B	Z	10.156	10.156	0	%100
101	MP4B	X	4.844	4.844	0	%100
102	MP4B	Z	8.39	8.39	0	%100
103	MP2B	X	4.844	4.844	0	%100
104	MP2B	Z	8.39	8.39	0	%100
105	MP1B	X	4.844	4.844	0	%100
106	MP1B	Z	8.39	8.39	0	%100
107	MP5B	X	4.844	4.844	0	%100
108	MP5B	Z	8.39	8.39	0	%100
109	M107	X	3.961	3.961	0	%100
110	M107	Z	6.861	6.861	0	%100
111	M108	X	4.398	4.398	0	%100
112	M108	Z	7.617	7.617	0	%100
113	M117	X	4.941	4.941	0	%100
114	M117	Z	8.558	8.558	0	%100
115	M118	X	4.941	4.941	0	%100
116	M118	Z	8.558	8.558	0	%100
117	M119	X	0	0	0	%100
118	M119	Z	0	0	0	%100
119	M133A	X	0	0	0	%100
120	M133A	Z	0	0	0	%100
121	M134A	X	4.398	4.398	0	%100
122	M134A	Z	7.617	7.617	0	%100

Member Distributed Loads (BLC 47 : Structure Wo (180 Deg))

	Member Label	Direction	Start Magnitude[lb/ft,...	End Magnitude[lb/ft,F...	Start Location[ft, %]	End Location[ft, %]
1	M1	X	0	0	0	%100
2	M1	Z	13.984	13.984	0	%100
3	M4	X	0	0	0	%100
4	M4	Z	0	0	0	%100
5	M10	X	0	0	0	%100
6	M10	Z	12.27	12.27	0	%100
7	MP3A	X	0	0	0	%100
8	MP3A	Z	11.727	11.727	0	%100
9	MP4A	X	0	0	0	%100
10	MP4A	Z	9.688	9.688	0	%100
11	MP2A	X	0	0	0	%100
12	MP2A	Z	9.688	9.688	0	%100
13	MP1A	X	0	0	0	%100
14	MP1A	Z	9.688	9.688	0	%100
15	M43	X	0	0	0	%100



Company :
 Designer :
 Job Number :
 Model Name :

May 3, 2021
 2:05 PM
 Checked By: _____

Member Distributed Loads (BLC 47 : Structure Wo (180 Deg)) (Continued)

Member Label	Direction	Start Magnitude[lb/ft,...	End Magnitude[lb/ft,F...	Start Location[ft,%]	End Location[ft,%]
16	M43	Z	12.27	12.27	0 %100
17	M46	X	0	0	0 %100
18	M46	Z	24.474	24.474	0 %100
19	M51B	X	0	0	0 %100
20	M51B	Z	3.399	3.399	0 %100
21	M52B	X	0	0	0 %100
22	M52B	Z	3.399	3.399	0 %100
23	M76	X	0	0	0 %100
24	M76	Z	0	0	0 %100
25	M77	X	0	0	0 %100
26	M77	Z	6.232	6.232	0 %100
27	M80	X	0	0	0 %100
28	M80	Z	6.564	6.564	0 %100
29	M84	X	0	0	0 %100
30	M84	Z	0	0	0 %100
31	M85	X	0	0	0 %100
32	M85	Z	6.232	6.232	0 %100
33	M91	X	0	0	0 %100
34	M91	Z	6.564	6.564	0 %100
35	M36	X	0	0	0 %100
36	M36	Z	10.913	10.913	0 %100
37	M37	X	0	0	0 %100
38	M37	Z	3.067	3.067	0 %100
39	M38	X	0	0	0 %100
40	M38	Z	3.067	3.067	0 %100
41	M39	X	0	0	0 %100
42	M39	Z	6.118	6.118	0 %100
43	M40	X	0	0	0 %100
44	M40	Z	3.399	3.399	0 %100
45	M41	X	0	0	0 %100
46	M41	Z	13.597	13.597	0 %100
47	M45	X	0	0	0 %100
48	M45	Z	18.355	18.355	0 %100
49	M46A	X	0	0	0 %100
50	M46A	Z	6.232	6.232	0 %100
51	M48	X	0	0	0 %100
52	M48	Z	6.564	6.564	0 %100
53	M50A	X	0	0	0 %100
54	M50A	Z	18.355	18.355	0 %100
55	M51C	X	0	0	0 %100
56	M51C	Z	24.927	24.927	0 %100
57	M53	X	0	0	0 %100
58	M53	Z	26.255	26.255	0 %100
59	M60	X	0	0	0 %100
60	M60	Z	10.913	10.913	0 %100
61	M61	X	0	0	0 %100
62	M61	Z	3.067	3.067	0 %100
63	M62	X	0	0	0 %100
64	M62	Z	3.067	3.067	0 %100
65	M63	X	0	0	0 %100
66	M63	Z	6.118	6.118	0 %100
67	M64	X	0	0	0 %100
68	M64	Z	13.597	13.597	0 %100
69	M65	X	0	0	0 %100
70	M65	Z	3.399	3.399	0 %100
71	M69	X	0	0	0 %100
72	M69	Z	18.355	18.355	0 %100

Member Distributed Loads (BLC 47 : Structure Wo (180 Deg)) (Continued)

Member Label	Direction	Start Magnitude[lb/ft,...	End Magnitude[lb/ft,F...	Start Location[ft, %]	End Location[ft, %]
73	M70	X	0	0	%100
74	M70	Z	24.927	24.927	%100
75	M72	X	0	0	%100
76	M72	Z	26.255	26.255	%100
77	M74	X	0	0	%100
78	M74	Z	18.355	18.355	%100
79	M75	X	0	0	%100
80	M75	Z	6.232	6.232	%100
81	M77A	X	0	0	%100
82	M77A	Z	6.564	6.564	%100
83	M82A	X	0	0	%100
84	M82A	Z	3.496	3.496	%100
85	M83B	X	0	0	%100
86	M83B	Z	3.496	3.496	%100
87	MP5A	X	0	0	%100
88	MP5A	Z	9.688	9.688	%100
89	MP3C	X	0	0	%100
90	MP3C	Z	11.727	11.727	%100
91	MP4C	X	0	0	%100
92	MP4C	Z	9.688	9.688	%100
93	MP2C	X	0	0	%100
94	MP2C	Z	9.688	9.688	%100
95	MP1C	X	0	0	%100
96	MP1C	Z	9.688	9.688	%100
97	MP5C	X	0	0	%100
98	MP5C	Z	9.688	9.688	%100
99	MP3B	X	0	0	%100
100	MP3B	Z	11.727	11.727	%100
101	MP4B	X	0	0	%100
102	MP4B	Z	9.688	9.688	%100
103	MP2B	X	0	0	%100
104	MP2B	Z	9.688	9.688	%100
105	MP1B	X	0	0	%100
106	MP1B	Z	9.688	9.688	%100
107	MP5B	X	0	0	%100
108	MP5B	Z	9.688	9.688	%100
109	M107	X	0	0	%100
110	M107	Z	7.922	7.922	%100
111	M108	X	0	0	%100
112	M108	Z	11.727	11.727	%100
113	M117	X	0	0	%100
114	M117	Z	3.294	3.294	%100
115	M118	X	0	0	%100
116	M118	Z	13.176	13.176	%100
117	M119	X	0	0	%100
118	M119	Z	3.294	3.294	%100
119	M133A	X	0	0	%100
120	M133A	Z	2.932	2.932	%100
121	M134A	X	0	0	%100
122	M134A	Z	2.932	2.932	%100

Member Distributed Loads (BLC 48 : Structure Wo (210 Deg))

Member Label	Direction	Start Magnitude[lb/ft,...	End Magnitude[lb/ft,F...	Start Location[ft, %]	End Location[ft, %]
1	M1	X	-5.244	-5.244	%100
2	M1	Z	9.083	9.083	%100
3	M4	X	-1.819	-1.819	%100



Company :
 Designer :
 Job Number :
 Model Name :

May 3, 2021
 2:05 PM
 Checked By: _____

Member Distributed Loads (BLC 48 : Structure Wo (210 Deg)) (Continued)

Member Label	Direction	Start Magnitude[lb/ft,...	End Magnitude[lb/ft,F...	Start Location[ft,%]	End Location[ft,%]
4	M4	Z	3.15	3.15	0 %100
5	M10	X	-4.601	-4.601	0 %100
6	M10	Z	7.97	7.97	0 %100
7	MP3A	X	-5.864	-5.864	0 %100
8	MP3A	Z	10.156	10.156	0 %100
9	MP4A	X	-4.844	-4.844	0 %100
10	MP4A	Z	8.39	8.39	0 %100
11	MP2A	X	-4.844	-4.844	0 %100
12	MP2A	Z	8.39	8.39	0 %100
13	MP1A	X	-4.844	-4.844	0 %100
14	MP1A	Z	8.39	8.39	0 %100
15	M43	X	-4.601	-4.601	0 %100
16	M43	Z	7.97	7.97	0 %100
17	M46	X	-9.178	-9.178	0 %100
18	M46	Z	15.896	15.896	0 %100
19	M51B	X	-5.099	-5.099	0 %100
20	M51B	Z	8.831	8.831	0 %100
21	M52B	X	0	0	0 %100
22	M52B	Z	0	0	0 %100
23	M76	X	-3.059	-3.059	0 %100
24	M76	Z	5.299	5.299	0 %100
25	M77	X	-9.348	-9.348	0 %100
26	M77	Z	16.191	16.191	0 %100
27	M80	X	-9.846	-9.846	0 %100
28	M80	Z	17.053	17.053	0 %100
29	M84	X	-3.059	-3.059	0 %100
30	M84	Z	5.299	5.299	0 %100
31	M85	X	0	0	0 %100
32	M85	Z	0	0	0 %100
33	M91	X	0	0	0 %100
34	M91	Z	0	0	0 %100
35	M36	X	-1.819	-1.819	0 %100
36	M36	Z	3.15	3.15	0 %100
37	M37	X	-4.601	-4.601	0 %100
38	M37	Z	7.97	7.97	0 %100
39	M38	X	-4.601	-4.601	0 %100
40	M38	Z	7.97	7.97	0 %100
41	M39	X	-9.178	-9.178	0 %100
42	M39	Z	15.896	15.896	0 %100
43	M40	X	0	0	0 %100
44	M40	Z	0	0	0 %100
45	M41	X	-5.099	-5.099	0 %100
46	M41	Z	8.831	8.831	0 %100
47	M45	X	-3.059	-3.059	0 %100
48	M45	Z	5.299	5.299	0 %100
49	M46A	X	0	0	0 %100
50	M46A	Z	0	0	0 %100
51	M48	X	0	0	0 %100
52	M48	Z	0	0	0 %100
53	M50A	X	-3.059	-3.059	0 %100
54	M50A	Z	5.299	5.299	0 %100
55	M51C	X	-9.348	-9.348	0 %100
56	M51C	Z	16.191	16.191	0 %100
57	M53	X	-9.846	-9.846	0 %100
58	M53	Z	17.053	17.053	0 %100
59	M60	X	-7.275	-7.275	0 %100
60	M60	Z	12.601	12.601	0 %100



Company :
 Designer :
 Job Number :
 Model Name :

May 3, 2021
 2:05 PM
 Checked By: _____

Member Distributed Loads (BLC 48 : Structure Wo (210 Deg)) (Continued)

	Member Label	Direction	Start Magnitude[lb/ft,...	End Magnitude[lb/ft,F...	Start Location[ft, %]	End Location[ft, %]
61	M61	X	0	0	0	%100
62	M61	Z	0	0	0	%100
63	M62	X	0	0	0	%100
64	M62	Z	0	0	0	%100
65	M63	X	0	0	0	%100
66	M63	Z	0	0	0	%100
67	M64	X	-5.099	-5.099	0	%100
68	M64	Z	8.831	8.831	0	%100
69	M65	X	-5.099	-5.099	0	%100
70	M65	Z	8.831	8.831	0	%100
71	M69	X	-12.237	-12.237	0	%100
72	M69	Z	21.195	21.195	0	%100
73	M70	X	-9.348	-9.348	0	%100
74	M70	Z	16.191	16.191	0	%100
75	M72	X	-9.846	-9.846	0	%100
76	M72	Z	17.053	17.053	0	%100
77	M74	X	-12.237	-12.237	0	%100
78	M74	Z	21.195	21.195	0	%100
79	M75	X	-9.348	-9.348	0	%100
80	M75	Z	16.191	16.191	0	%100
81	M77A	X	-9.846	-9.846	0	%100
82	M77A	Z	17.053	17.053	0	%100
83	M82A	X	-5.244	-5.244	0	%100
84	M82A	Z	9.083	9.083	0	%100
85	M83B	X	0	0	0	%100
86	M83B	Z	0	0	0	%100
87	MP5A	X	-4.844	-4.844	0	%100
88	MP5A	Z	8.39	8.39	0	%100
89	MP3C	X	-5.864	-5.864	0	%100
90	MP3C	Z	10.156	10.156	0	%100
91	MP4C	X	-4.844	-4.844	0	%100
92	MP4C	Z	8.39	8.39	0	%100
93	MP2C	X	-4.844	-4.844	0	%100
94	MP2C	Z	8.39	8.39	0	%100
95	MP1C	X	-4.844	-4.844	0	%100
96	MP1C	Z	8.39	8.39	0	%100
97	MP5C	X	-4.844	-4.844	0	%100
98	MP5C	Z	8.39	8.39	0	%100
99	MP3B	X	-5.864	-5.864	0	%100
100	MP3B	Z	10.156	10.156	0	%100
101	MP4B	X	-4.844	-4.844	0	%100
102	MP4B	Z	8.39	8.39	0	%100
103	MP2B	X	-4.844	-4.844	0	%100
104	MP2B	Z	8.39	8.39	0	%100
105	MP1B	X	-4.844	-4.844	0	%100
106	MP1B	Z	8.39	8.39	0	%100
107	MP5B	X	-4.844	-4.844	0	%100
108	MP5B	Z	8.39	8.39	0	%100
109	M107	X	-3.961	-3.961	0	%100
110	M107	Z	6.861	6.861	0	%100
111	M108	X	-4.398	-4.398	0	%100
112	M108	Z	7.617	7.617	0	%100
113	M117	X	0	0	0	%100
114	M117	Z	0	0	0	%100
115	M118	X	-4.941	-4.941	0	%100
116	M118	Z	8.558	8.558	0	%100
117	M119	X	-4.941	-4.941	0	%100

Member Distributed Loads (BLC 48 : Structure Wo (210 Deg)) (Continued)

	Member Label	Direction	Start Magnitude[lb/ft....	End Magnitude[lb/ft.F...	Start Location[ft.%]	End Location[ft.%]
118	M119	Z	8.558	8.558	0	%100
119	M133A	X	-4.398	-4.398	0	%100
120	M133A	Z	7.617	7.617	0	%100
121	M134A	X	0	0	0	%100
122	M134A	Z	0	0	0	%100

Member Distributed Loads (BLC 49 : Structure Wo (240 Deg))

	Member Label	Direction	Start Magnitude[lb/ft....	End Magnitude[lb/ft.F...	Start Location[ft.%]	End Location[ft.%]
1	M1	X	-3.028	-3.028	0	%100
2	M1	Z	1.748	1.748	0	%100
3	M4	X	-9.451	-9.451	0	%100
4	M4	Z	5.456	5.456	0	%100
5	M10	X	-2.657	-2.657	0	%100
6	M10	Z	1.534	1.534	0	%100
7	MP3A	X	-10.156	-10.156	0	%100
8	MP3A	Z	5.864	5.864	0	%100
9	MP4A	X	-8.39	-8.39	0	%100
10	MP4A	Z	4.844	4.844	0	%100
11	MP2A	X	-8.39	-8.39	0	%100
12	MP2A	Z	4.844	4.844	0	%100
13	MP1A	X	-8.39	-8.39	0	%100
14	MP1A	Z	4.844	4.844	0	%100
15	M43	X	-2.657	-2.657	0	%100
16	M43	Z	1.534	1.534	0	%100
17	M46	X	-5.299	-5.299	0	%100
18	M46	Z	3.059	3.059	0	%100
19	M51B	X	-11.775	-11.775	0	%100
20	M51B	Z	6.798	6.798	0	%100
21	M52B	X	-2.944	-2.944	0	%100
22	M52B	Z	1.7	1.7	0	%100
23	M76	X	-15.896	-15.896	0	%100
24	M76	Z	9.178	9.178	0	%100
25	M77	X	-21.587	-21.587	0	%100
26	M77	Z	12.464	12.464	0	%100
27	M80	X	-22.738	-22.738	0	%100
28	M80	Z	13.128	13.128	0	%100
29	M84	X	-15.896	-15.896	0	%100
30	M84	Z	9.178	9.178	0	%100
31	M85	X	-5.397	-5.397	0	%100
32	M85	Z	3.116	3.116	0	%100
33	M91	X	-5.684	-5.684	0	%100
34	M91	Z	3.282	3.282	0	%100
35	M36	X	0	0	0	%100
36	M36	Z	0	0	0	%100
37	M37	X	-10.626	-10.626	0	%100
38	M37	Z	6.135	6.135	0	%100
39	M38	X	-10.626	-10.626	0	%100
40	M38	Z	6.135	6.135	0	%100
41	M39	X	-21.195	-21.195	0	%100
42	M39	Z	12.237	12.237	0	%100
43	M40	X	-2.944	-2.944	0	%100
44	M40	Z	1.7	1.7	0	%100
45	M41	X	-2.944	-2.944	0	%100
46	M41	Z	1.7	1.7	0	%100
47	M45	X	0	0	0	%100
48	M45	Z	0	0	0	%100



Company :
 Designer :
 Job Number :
 Model Name :

May 3, 2021
 2:06 PM
 Checked By: _____

Member Distributed Loads (BLC 49 : Structure Wo (240 Deg)) (Continued)

Member Label	Direction	Start Magnitude[lb/ft,...	End Magnitude[lb/ft,F...	Start Location[ft, %]	End Location[ft, %]
49	M46A	X	-5.397	-5.397	0 %100
50	M46A	Z	3.116	3.116	0 %100
51	M48	X	-5.684	-5.684	0 %100
52	M48	Z	3.282	3.282	0 %100
53	M50A	X	0	0	0 %100
54	M50A	Z	0	0	0 %100
55	M51C	X	-5.397	-5.397	0 %100
56	M51C	Z	3.116	3.116	0 %100
57	M53	X	-5.684	-5.684	0 %100
58	M53	Z	3.282	3.282	0 %100
59	M60	X	-9.451	-9.451	0 %100
60	M60	Z	5.456	5.456	0 %100
61	M61	X	-2.657	-2.657	0 %100
62	M61	Z	1.534	1.534	0 %100
63	M62	X	-2.657	-2.657	0 %100
64	M62	Z	1.534	1.534	0 %100
65	M63	X	-5.299	-5.299	0 %100
66	M63	Z	3.059	3.059	0 %100
67	M64	X	-2.944	-2.944	0 %100
68	M64	Z	1.7	1.7	0 %100
69	M65	X	-11.775	-11.775	0 %100
70	M65	Z	6.798	6.798	0 %100
71	M69	X	-15.896	-15.896	0 %100
72	M69	Z	9.178	9.178	0 %100
73	M70	X	-5.397	-5.397	0 %100
74	M70	Z	3.116	3.116	0 %100
75	M72	X	-5.684	-5.684	0 %100
76	M72	Z	3.282	3.282	0 %100
77	M74	X	-15.896	-15.896	0 %100
78	M74	Z	9.178	9.178	0 %100
79	M75	X	-21.587	-21.587	0 %100
80	M75	Z	12.464	12.464	0 %100
81	M77A	X	-22.738	-22.738	0 %100
82	M77A	Z	13.128	13.128	0 %100
83	M82A	X	-12.11	-12.11	0 %100
84	M82A	Z	6.992	6.992	0 %100
85	M83B	X	-3.028	-3.028	0 %100
86	M83B	Z	1.748	1.748	0 %100
87	MP5A	X	-8.39	-8.39	0 %100
88	MP5A	Z	4.844	4.844	0 %100
89	MP3C	X	-10.156	-10.156	0 %100
90	MP3C	Z	5.864	5.864	0 %100
91	MP4C	X	-8.39	-8.39	0 %100
92	MP4C	Z	4.844	4.844	0 %100
93	MP2C	X	-8.39	-8.39	0 %100
94	MP2C	Z	4.844	4.844	0 %100
95	MP1C	X	-8.39	-8.39	0 %100
96	MP1C	Z	4.844	4.844	0 %100
97	MP5C	X	-8.39	-8.39	0 %100
98	MP5C	Z	4.844	4.844	0 %100
99	MP3B	X	-10.156	-10.156	0 %100
100	MP3B	Z	5.864	5.864	0 %100
101	MP4B	X	-8.39	-8.39	0 %100
102	MP4B	Z	4.844	4.844	0 %100
103	MP2B	X	-8.39	-8.39	0 %100
104	MP2B	Z	4.844	4.844	0 %100
105	MP1B	X	-8.39	-8.39	0 %100

Member Distributed Loads (BLC 49 : Structure Wo (240 Deg)) (Continued)

	Member Label	Direction	Start Magnitude[lb/ft,...	End Magnitude[lb/ft,F...	Start Location[ft,%]	End Location[ft,%]
106	MP1B	Z	4.844	4.844	0	%100
107	MP5B	X	-8.39	-8.39	0	%100
108	MP5B	Z	4.844	4.844	0	%100
109	M107	X	-6.861	-6.861	0	%100
110	M107	Z	3.961	3.961	0	%100
111	M108	X	-2.539	-2.539	0	%100
112	M108	Z	1.466	1.466	0	%100
113	M117	X	-2.853	-2.853	0	%100
114	M117	Z	1.647	1.647	0	%100
115	M118	X	-2.853	-2.853	0	%100
116	M118	Z	1.647	1.647	0	%100
117	M119	X	-11.411	-11.411	0	%100
118	M119	Z	6.588	6.588	0	%100
119	M133A	X	-10.156	-10.156	0	%100
120	M133A	Z	5.864	5.864	0	%100
121	M134A	X	-2.539	-2.539	0	%100
122	M134A	Z	1.466	1.466	0	%100

Member Distributed Loads (BLC 50 : Structure Wo (270 Deg))

	Member Label	Direction	Start Magnitude[lb/ft,...	End Magnitude[lb/ft,F...	Start Location[ft,%]	End Location[ft,%]
1	M1	X	0	0	0	%100
2	M1	Z	0	0	0	%100
3	M4	X	-14.55	-14.55	0	%100
4	M4	Z	0	0	0	%100
5	M10	X	0	0	0	%100
6	M10	Z	0	0	0	%100
7	MP3A	X	-11.727	-11.727	0	%100
8	MP3A	Z	0	0	0	%100
9	MP4A	X	-9.688	-9.688	0	%100
10	MP4A	Z	0	0	0	%100
11	MP2A	X	-9.688	-9.688	0	%100
12	MP2A	Z	0	0	0	%100
13	MP1A	X	-9.688	-9.688	0	%100
14	MP1A	Z	0	0	0	%100
15	M43	X	0	0	0	%100
16	M43	Z	0	0	0	%100
17	M46	X	0	0	0	%100
18	M46	Z	0	0	0	%100
19	M51B	X	-10.197	-10.197	0	%100
20	M51B	Z	0	0	0	%100
21	M52B	X	-10.197	-10.197	0	%100
22	M52B	Z	0	0	0	%100
23	M76	X	-24.474	-24.474	0	%100
24	M76	Z	0	0	0	%100
25	M77	X	-18.695	-18.695	0	%100
26	M77	Z	0	0	0	%100
27	M80	X	-19.691	-19.691	0	%100
28	M80	Z	0	0	0	%100
29	M84	X	-24.474	-24.474	0	%100
30	M84	Z	0	0	0	%100
31	M85	X	-18.695	-18.695	0	%100
32	M85	Z	0	0	0	%100
33	M91	X	-19.691	-19.691	0	%100
34	M91	Z	0	0	0	%100
35	M36	X	-3.638	-3.638	0	%100
36	M36	Z	0	0	0	%100



Company :
 Designer :
 Job Number :
 Model Name :

May 3, 2021
 2:06 PM
 Checked By: _____

Member Distributed Loads (BLC 50 : Structure Wo (270 Deg)) (Continued)

	Member Label	Direction	Start Magnitude[lb/ft,...	End Magnitude[lb/ft,F...	Start Location[ft, %]	End Location[ft, %]
37	M37	X	-9.202	-9.202	0	%100
38	M37	Z	0	0	0	%100
39	M38	X	-9.202	-9.202	0	%100
40	M38	Z	0	0	0	%100
41	M39	X	-18.355	-18.355	0	%100
42	M39	Z	0	0	0	%100
43	M40	X	-10.197	-10.197	0	%100
44	M40	Z	0	0	0	%100
45	M41	X	0	0	0	%100
46	M41	Z	0	0	0	%100
47	M45	X	-6.118	-6.118	0	%100
48	M45	Z	0	0	0	%100
49	M46A	X	-18.695	-18.695	0	%100
50	M46A	Z	0	0	0	%100
51	M48	X	-19.691	-19.691	0	%100
52	M48	Z	0	0	0	%100
53	M50A	X	-6.118	-6.118	0	%100
54	M50A	Z	0	0	0	%100
55	M51C	X	0	0	0	%100
56	M51C	Z	0	0	0	%100
57	M53	X	0	0	0	%100
58	M53	Z	0	0	0	%100
59	M60	X	-3.638	-3.638	0	%100
60	M60	Z	0	0	0	%100
61	M61	X	-9.202	-9.202	0	%100
62	M61	Z	0	0	0	%100
63	M62	X	-9.202	-9.202	0	%100
64	M62	Z	0	0	0	%100
65	M63	X	-18.355	-18.355	0	%100
66	M63	Z	0	0	0	%100
67	M64	X	0	0	0	%100
68	M64	Z	0	0	0	%100
69	M65	X	-10.197	-10.197	0	%100
70	M65	Z	0	0	0	%100
71	M69	X	-6.118	-6.118	0	%100
72	M69	Z	0	0	0	%100
73	M70	X	0	0	0	%100
74	M70	Z	0	0	0	%100
75	M72	X	0	0	0	%100
76	M72	Z	0	0	0	%100
77	M74	X	-6.118	-6.118	0	%100
78	M74	Z	0	0	0	%100
79	M75	X	-18.695	-18.695	0	%100
80	M75	Z	0	0	0	%100
81	M77A	X	-19.691	-19.691	0	%100
82	M77A	Z	0	0	0	%100
83	M82A	X	-10.488	-10.488	0	%100
84	M82A	Z	0	0	0	%100
85	M83B	X	-10.488	-10.488	0	%100
86	M83B	Z	0	0	0	%100
87	MP5A	X	-9.688	-9.688	0	%100
88	MP5A	Z	0	0	0	%100
89	MP3C	X	-11.727	-11.727	0	%100
90	MP3C	Z	0	0	0	%100
91	MP4C	X	-9.688	-9.688	0	%100
92	MP4C	Z	0	0	0	%100
93	MP2C	X	-9.688	-9.688	0	%100

Member Distributed Loads (BLC 50 : Structure Wo (270 Deg)) (Continued)

	Member Label	Direction	Start Magnitude[lb/ft,...	End Magnitude[lb/ft,F...	Start Location[ft, %]	End Location[ft, %]
94	MP2C	Z	0	0	0	%100
95	MP1C	X	-9.688	-9.688	0	%100
96	MP1C	Z	0	0	0	%100
97	MP5C	X	-9.688	-9.688	0	%100
98	MP5C	Z	0	0	0	%100
99	MP3B	X	-11.727	-11.727	0	%100
100	MP3B	Z	0	0	0	%100
101	MP4B	X	-9.688	-9.688	0	%100
102	MP4B	Z	0	0	0	%100
103	MP2B	X	-9.688	-9.688	0	%100
104	MP2B	Z	0	0	0	%100
105	MP1B	X	-9.688	-9.688	0	%100
106	MP1B	Z	0	0	0	%100
107	MP5B	X	-9.688	-9.688	0	%100
108	MP5B	Z	0	0	0	%100
109	M107	X	-7.922	-7.922	0	%100
110	M107	Z	0	0	0	%100
111	M108	X	0	0	0	%100
112	M108	Z	0	0	0	%100
113	M117	X	-9.882	-9.882	0	%100
114	M117	Z	0	0	0	%100
115	M118	X	0	0	0	%100
116	M118	Z	0	0	0	%100
117	M119	X	-9.882	-9.882	0	%100
118	M119	Z	0	0	0	%100
119	M133A	X	-8.795	-8.795	0	%100
120	M133A	Z	0	0	0	%100
121	M134A	X	-8.795	-8.795	0	%100
122	M134A	Z	0	0	0	%100

Member Distributed Loads (BLC 51 : Structure Wo (300 Deg))

	Member Label	Direction	Start Magnitude[lb/ft,...	End Magnitude[lb/ft,F...	Start Location[ft, %]	End Location[ft, %]
1	M1	X	-3.028	-3.028	0	%100
2	M1	Z	-1.748	-1.748	0	%100
3	M4	X	-9.451	-9.451	0	%100
4	M4	Z	-5.456	-5.456	0	%100
5	M10	X	-2.657	-2.657	0	%100
6	M10	Z	-1.534	-1.534	0	%100
7	MP3A	X	-10.156	-10.156	0	%100
8	MP3A	Z	-5.864	-5.864	0	%100
9	MP4A	X	-8.39	-8.39	0	%100
10	MP4A	Z	-4.844	-4.844	0	%100
11	MP2A	X	-8.39	-8.39	0	%100
12	MP2A	Z	-4.844	-4.844	0	%100
13	MP1A	X	-8.39	-8.39	0	%100
14	MP1A	Z	-4.844	-4.844	0	%100
15	M43	X	-2.657	-2.657	0	%100
16	M43	Z	-1.534	-1.534	0	%100
17	M46	X	-5.299	-5.299	0	%100
18	M46	Z	-3.059	-3.059	0	%100
19	M51B	X	-2.944	-2.944	0	%100
20	M51B	Z	-1.7	-1.7	0	%100
21	M52B	X	-11.775	-11.775	0	%100
22	M52B	Z	-6.798	-6.798	0	%100
23	M76	X	-15.896	-15.896	0	%100
24	M76	Z	-9.178	-9.178	0	%100



Company :
 Designer :
 Job Number :
 Model Name :

May 3, 2021
 2:06 PM
 Checked By: _____

Member Distributed Loads (BLC 51 : Structure Wo (300 Deg)) (Continued)

Member Label	Direction	Start Magnitude[lb/ft,...	End Magnitude[lb/ft,F...	Start Location[ft, %]	End Location[ft, %]
25	M77	X	-5.397	-5.397	0 %100
26	M77	Z	-3.116	-3.116	0 %100
27	M80	X	-5.684	-5.684	0 %100
28	M80	Z	-3.282	-3.282	0 %100
29	M84	X	-15.896	-15.896	0 %100
30	M84	Z	-9.178	-9.178	0 %100
31	M85	X	-21.587	-21.587	0 %100
32	M85	Z	-12.464	-12.464	0 %100
33	M91	X	-22.738	-22.738	0 %100
34	M91	Z	-13.128	-13.128	0 %100
35	M36	X	-9.451	-9.451	0 %100
36	M36	Z	-5.456	-5.456	0 %100
37	M37	X	-2.657	-2.657	0 %100
38	M37	Z	-1.534	-1.534	0 %100
39	M38	X	-2.657	-2.657	0 %100
40	M38	Z	-1.534	-1.534	0 %100
41	M39	X	-5.299	-5.299	0 %100
42	M39	Z	-3.059	-3.059	0 %100
43	M40	X	-11.775	-11.775	0 %100
44	M40	Z	-6.798	-6.798	0 %100
45	M41	X	-2.944	-2.944	0 %100
46	M41	Z	-1.7	-1.7	0 %100
47	M45	X	-15.896	-15.896	0 %100
48	M45	Z	-9.178	-9.178	0 %100
49	M46A	X	-21.587	-21.587	0 %100
50	M46A	Z	-12.464	-12.464	0 %100
51	M48	X	-22.738	-22.738	0 %100
52	M48	Z	-13.128	-13.128	0 %100
53	M50A	X	-15.896	-15.896	0 %100
54	M50A	Z	-9.178	-9.178	0 %100
55	M51C	X	-5.397	-5.397	0 %100
56	M51C	Z	-3.116	-3.116	0 %100
57	M53	X	-5.684	-5.684	0 %100
58	M53	Z	-3.282	-3.282	0 %100
59	M60	X	0	0	0 %100
60	M60	Z	0	0	0 %100
61	M61	X	-10.626	-10.626	0 %100
62	M61	Z	-6.135	-6.135	0 %100
63	M62	X	-10.626	-10.626	0 %100
64	M62	Z	-6.135	-6.135	0 %100
65	M63	X	-21.195	-21.195	0 %100
66	M63	Z	-12.237	-12.237	0 %100
67	M64	X	-2.944	-2.944	0 %100
68	M64	Z	-1.7	-1.7	0 %100
69	M65	X	-2.944	-2.944	0 %100
70	M65	Z	-1.7	-1.7	0 %100
71	M69	X	0	0	0 %100
72	M69	Z	0	0	0 %100
73	M70	X	-5.397	-5.397	0 %100
74	M70	Z	-3.116	-3.116	0 %100
75	M72	X	-5.684	-5.684	0 %100
76	M72	Z	-3.282	-3.282	0 %100
77	M74	X	0	0	0 %100
78	M74	Z	0	0	0 %100
79	M75	X	-5.397	-5.397	0 %100
80	M75	Z	-3.116	-3.116	0 %100
81	M77A	X	-5.684	-5.684	0 %100

Member Distributed Loads (BLC 51 : Structure Wo (300 Deg)) (Continued)

	Member Label	Direction	Start Magnitude[lb/ft,...	End Magnitude[lb/ft,F...	Start Location[ft, %]	End Location[ft, %]
82	M77A	Z	-3.282	-3.282	0	%100
83	M82A	X	-3.028	-3.028	0	%100
84	M82A	Z	-1.748	-1.748	0	%100
85	M83B	X	-12.11	-12.11	0	%100
86	M83B	Z	-6.992	-6.992	0	%100
87	MP5A	X	-8.39	-8.39	0	%100
88	MP5A	Z	-4.844	-4.844	0	%100
89	MP3C	X	-10.156	-10.156	0	%100
90	MP3C	Z	-5.864	-5.864	0	%100
91	MP4C	X	-8.39	-8.39	0	%100
92	MP4C	Z	-4.844	-4.844	0	%100
93	MP2C	X	-8.39	-8.39	0	%100
94	MP2C	Z	-4.844	-4.844	0	%100
95	MP1C	X	-8.39	-8.39	0	%100
96	MP1C	Z	-4.844	-4.844	0	%100
97	MP5C	X	-8.39	-8.39	0	%100
98	MP5C	Z	-4.844	-4.844	0	%100
99	MP3B	X	-10.156	-10.156	0	%100
100	MP3B	Z	-5.864	-5.864	0	%100
101	MP4B	X	-8.39	-8.39	0	%100
102	MP4B	Z	-4.844	-4.844	0	%100
103	MP2B	X	-8.39	-8.39	0	%100
104	MP2B	Z	-4.844	-4.844	0	%100
105	MP1B	X	-8.39	-8.39	0	%100
106	MP1B	Z	-4.844	-4.844	0	%100
107	MP5B	X	-8.39	-8.39	0	%100
108	MP5B	Z	-4.844	-4.844	0	%100
109	M107	X	-6.861	-6.861	0	%100
110	M107	Z	-3.961	-3.961	0	%100
111	M108	X	-2.539	-2.539	0	%100
112	M108	Z	-1.466	-1.466	0	%100
113	M117	X	-11.411	-11.411	0	%100
114	M117	Z	-6.588	-6.588	0	%100
115	M118	X	-2.853	-2.853	0	%100
116	M118	Z	-1.647	-1.647	0	%100
117	M119	X	-2.853	-2.853	0	%100
118	M119	Z	-1.647	-1.647	0	%100
119	M133A	X	-2.539	-2.539	0	%100
120	M133A	Z	-1.466	-1.466	0	%100
121	M134A	X	-10.156	-10.156	0	%100
122	M134A	Z	-5.864	-5.864	0	%100

Member Distributed Loads (BLC 52 : Structure Wo (330 Deg))

	Member Label	Direction	Start Magnitude[lb/ft,...	End Magnitude[lb/ft,F...	Start Location[ft, %]	End Location[ft, %]
1	M1	X	-5.244	-5.244	0	%100
2	M1	Z	-9.083	-9.083	0	%100
3	M4	X	-1.819	-1.819	0	%100
4	M4	Z	-3.15	-3.15	0	%100
5	M10	X	-4.601	-4.601	0	%100
6	M10	Z	-7.97	-7.97	0	%100
7	MP3A	X	-5.864	-5.864	0	%100
8	MP3A	Z	-10.156	-10.156	0	%100
9	MP4A	X	-4.844	-4.844	0	%100
10	MP4A	Z	-8.39	-8.39	0	%100
11	MP2A	X	-4.844	-4.844	0	%100
12	MP2A	Z	-8.39	-8.39	0	%100



Company :
 Designer :
 Job Number :
 Model Name :

May 3, 2021
 2:06 PM
 Checked By: _____

Member Distributed Loads (BLC 52 : Structure Wo (330 Deg)) (Continued)

Member Label	Direction	Start Magnitude[lb/ft,...	End Magnitude[lb/ft,F...	Start Location[ft, %]	End Location[ft, %]
13	MP1A	X	-4.844	-4.844	0 %100
14	MP1A	Z	-8.39	-8.39	0 %100
15	M43	X	-4.601	-4.601	0 %100
16	M43	Z	-7.97	-7.97	0 %100
17	M46	X	-9.178	-9.178	0 %100
18	M46	Z	-15.896	-15.896	0 %100
19	M51B	X	0	0	0 %100
20	M51B	Z	0	0	0 %100
21	M52B	X	-5.099	-5.099	0 %100
22	M52B	Z	-8.831	-8.831	0 %100
23	M76	X	-3.059	-3.059	0 %100
24	M76	Z	-5.299	-5.299	0 %100
25	M77	X	0	0	0 %100
26	M77	Z	0	0	0 %100
27	M80	X	0	0	0 %100
28	M80	Z	0	0	0 %100
29	M84	X	-3.059	-3.059	0 %100
30	M84	Z	-5.299	-5.299	0 %100
31	M85	X	-9.348	-9.348	0 %100
32	M85	Z	-16.191	-16.191	0 %100
33	M91	X	-9.846	-9.846	0 %100
34	M91	Z	-17.053	-17.053	0 %100
35	M36	X	-7.275	-7.275	0 %100
36	M36	Z	-12.601	-12.601	0 %100
37	M37	X	0	0	0 %100
38	M37	Z	0	0	0 %100
39	M38	X	0	0	0 %100
40	M38	Z	0	0	0 %100
41	M39	X	0	0	0 %100
42	M39	Z	0	0	0 %100
43	M40	X	-5.099	-5.099	0 %100
44	M40	Z	-8.831	-8.831	0 %100
45	M41	X	-5.099	-5.099	0 %100
46	M41	Z	-8.831	-8.831	0 %100
47	M45	X	-12.237	-12.237	0 %100
48	M45	Z	-21.195	-21.195	0 %100
49	M46A	X	-9.348	-9.348	0 %100
50	M46A	Z	-16.191	-16.191	0 %100
51	M48	X	-9.846	-9.846	0 %100
52	M48	Z	-17.053	-17.053	0 %100
53	M50A	X	-12.237	-12.237	0 %100
54	M50A	Z	-21.195	-21.195	0 %100
55	M51C	X	-9.348	-9.348	0 %100
56	M51C	Z	-16.191	-16.191	0 %100
57	M53	X	-9.846	-9.846	0 %100
58	M53	Z	-17.053	-17.053	0 %100
59	M60	X	-1.819	-1.819	0 %100
60	M60	Z	-3.15	-3.15	0 %100
61	M61	X	-4.601	-4.601	0 %100
62	M61	Z	-7.97	-7.97	0 %100
63	M62	X	-4.601	-4.601	0 %100
64	M62	Z	-7.97	-7.97	0 %100
65	M63	X	-9.178	-9.178	0 %100
66	M63	Z	-15.896	-15.896	0 %100
67	M64	X	-5.099	-5.099	0 %100
68	M64	Z	-8.831	-8.831	0 %100
69	M65	X	0	0	0 %100



Company :
 Designer :
 Job Number :
 Model Name :

May 3, 2021
 2:06 PM
 Checked By: _____

Member Distributed Loads (BLC 52 : Structure Wo (330 Deg)) (Continued)

Member Label	Direction	Start Magnitude[lb/ft,...	End Magnitude[lb/ft,F...	Start Location[ft,%]	End Location[ft,%]	
70	M65	Z	0	0	0	%100
71	M69	X	-3.059	-3.059	0	%100
72	M69	Z	-5.299	-5.299	0	%100
73	M70	X	-9.348	-9.348	0	%100
74	M70	Z	-16.191	-16.191	0	%100
75	M72	X	-9.846	-9.846	0	%100
76	M72	Z	-17.053	-17.053	0	%100
77	M74	X	-3.059	-3.059	0	%100
78	M74	Z	-5.299	-5.299	0	%100
79	M75	X	0	0	0	%100
80	M75	Z	0	0	0	%100
81	M77A	X	0	0	0	%100
82	M77A	Z	0	0	0	%100
83	M82A	X	0	0	0	%100
84	M82A	Z	0	0	0	%100
85	M83B	X	-5.244	-5.244	0	%100
86	M83B	Z	-9.083	-9.083	0	%100
87	MP5A	X	-4.844	-4.844	0	%100
88	MP5A	Z	-8.39	-8.39	0	%100
89	MP3C	X	-5.864	-5.864	0	%100
90	MP3C	Z	-10.156	-10.156	0	%100
91	MP4C	X	-4.844	-4.844	0	%100
92	MP4C	Z	-8.39	-8.39	0	%100
93	MP2C	X	-4.844	-4.844	0	%100
94	MP2C	Z	-8.39	-8.39	0	%100
95	MP1C	X	-4.844	-4.844	0	%100
96	MP1C	Z	-8.39	-8.39	0	%100
97	MP5C	X	-4.844	-4.844	0	%100
98	MP5C	Z	-8.39	-8.39	0	%100
99	MP3B	X	-5.864	-5.864	0	%100
100	MP3B	Z	-10.156	-10.156	0	%100
101	MP4B	X	-4.844	-4.844	0	%100
102	MP4B	Z	-8.39	-8.39	0	%100
103	MP2B	X	-4.844	-4.844	0	%100
104	MP2B	Z	-8.39	-8.39	0	%100
105	MP1B	X	-4.844	-4.844	0	%100
106	MP1B	Z	-8.39	-8.39	0	%100
107	MP5B	X	-4.844	-4.844	0	%100
108	MP5B	Z	-8.39	-8.39	0	%100
109	M107	X	-3.961	-3.961	0	%100
110	M107	Z	-6.861	-6.861	0	%100
111	M108	X	-4.398	-4.398	0	%100
112	M108	Z	-7.617	-7.617	0	%100
113	M117	X	-4.941	-4.941	0	%100
114	M117	Z	-8.558	-8.558	0	%100
115	M118	X	-4.941	-4.941	0	%100
116	M118	Z	-8.558	-8.558	0	%100
117	M119	X	0	0	0	%100
118	M119	Z	0	0	0	%100
119	M133A	X	0	0	0	%100
120	M133A	Z	0	0	0	%100
121	M134A	X	-4.398	-4.398	0	%100
122	M134A	Z	-7.617	-7.617	0	%100

Member Distributed Loads (BLC 53 : Structure Wi (0 Deg))

Member Label	Direction	Start Magnitude[lb/ft,...	End Magnitude[lb/ft,F...	Start Location[ft,%]	End Location[ft,%]
--------------	-----------	---------------------------	--------------------------	----------------------	--------------------



Company :
 Designer :
 Job Number :
 Model Name :

May 3, 2021
 2:06 PM
 Checked By: _____

Member Distributed Loads (BLC 53 : Structure Wi (0 Deg)) (Continued)

	Member Label	Direction	Start Magnitude[lb/ft,...	End Magnitude[lb/ft,F...	Start Location[ft, %]	End Location[ft, %]
1	M1	X	0	0	0	%100
2	M1	Z	-4.08	-4.08	0	%100
3	M4	X	0	0	0	%100
4	M4	Z	0	0	0	%100
5	M10	X	0	0	0	%100
6	M10	Z	-3.364	-3.364	0	%100
7	MP3A	X	0	0	0	%100
8	MP3A	Z	-3.637	-3.637	0	%100
9	MP4A	X	0	0	0	%100
10	MP4A	Z	-3.283	-3.283	0	%100
11	MP2A	X	0	0	0	%100
12	MP2A	Z	-3.283	-3.283	0	%100
13	MP1A	X	0	0	0	%100
14	MP1A	Z	-3.283	-3.283	0	%100
15	M43	X	0	0	0	%100
16	M43	Z	-3.364	-3.364	0	%100
17	M46	X	0	0	0	%100
18	M46	Z	-5.271	-5.271	0	%100
19	M51B	X	0	0	0	%100
20	M51B	Z	-0.979	-0.979	0	%100
21	M52B	X	0	0	0	%100
22	M52B	Z	-0.979	-0.979	0	%100
23	M76	X	0	0	0	%100
24	M76	Z	0	0	0	%100
25	M77	X	0	0	0	%100
26	M77	Z	-1.315	-1.315	0	%100
27	M80	X	0	0	0	%100
28	M80	Z	-1.373	-1.373	0	%100
29	M84	X	0	0	0	%100
30	M84	Z	0	0	0	%100
31	M85	X	0	0	0	%100
32	M85	Z	-1.315	-1.315	0	%100
33	M91	X	0	0	0	%100
34	M91	Z	-1.373	-1.373	0	%100
35	M36	X	0	0	0	%100
36	M36	Z	-3.095	-3.095	0	%100
37	M37	X	0	0	0	%100
38	M37	Z	-0.841	-0.841	0	%100
39	M38	X	0	0	0	%100
40	M38	Z	-0.841	-0.841	0	%100
41	M39	X	0	0	0	%100
42	M39	Z	-1.318	-1.318	0	%100
43	M40	X	0	0	0	%100
44	M40	Z	-0.979	-0.979	0	%100
45	M41	X	0	0	0	%100
46	M41	Z	-3.917	-3.917	0	%100
47	M45	X	0	0	0	%100
48	M45	Z	-3.887	-3.887	0	%100
49	M46A	X	0	0	0	%100
50	M46A	Z	-1.315	-1.315	0	%100
51	M48	X	0	0	0	%100
52	M48	Z	-1.373	-1.373	0	%100
53	M50A	X	0	0	0	%100
54	M50A	Z	-3.887	-3.887	0	%100
55	M51C	X	0	0	0	%100
56	M51C	Z	-5.262	-5.262	0	%100
57	M53	X	0	0	0	%100



Company :
 Designer :
 Job Number :
 Model Name :

May 3, 2021
 2:06 PM
 Checked By: _____

Member Distributed Loads (BLC 53 : Structure Wi (0 Deg)) (Continued)

Member Label	Direction	Start Magnitude[lb/ft,...	End Magnitude[lb/ft,F...	Start Location[ft,%]	End Location[ft,%]
58	M53	Z	-5.492	-5.492	0 %100
59	M60	X	0	0	0 %100
60	M60	Z	-3.095	-3.095	0 %100
61	M61	X	0	0	0 %100
62	M61	Z	-.841	-.841	0 %100
63	M62	X	0	0	0 %100
64	M62	Z	-.841	-.841	0 %100
65	M63	X	0	0	0 %100
66	M63	Z	-1.318	-1.318	0 %100
67	M64	X	0	0	0 %100
68	M64	Z	-3.917	-3.917	0 %100
69	M65	X	0	0	0 %100
70	M65	Z	-.979	-.979	0 %100
71	M69	X	0	0	0 %100
72	M69	Z	-3.887	-3.887	0 %100
73	M70	X	0	0	0 %100
74	M70	Z	-5.262	-5.262	0 %100
75	M72	X	0	0	0 %100
76	M72	Z	-5.492	-5.492	0 %100
77	M74	X	0	0	0 %100
78	M74	Z	-3.887	-3.887	0 %100
79	M75	X	0	0	0 %100
80	M75	Z	-1.315	-1.315	0 %100
81	M77A	X	0	0	0 %100
82	M77A	Z	-1.373	-1.373	0 %100
83	M82A	X	0	0	0 %100
84	M82A	Z	-1.02	-1.02	0 %100
85	M83B	X	0	0	0 %100
86	M83B	Z	-1.02	-1.02	0 %100
87	MP5A	X	0	0	0 %100
88	MP5A	Z	-3.283	-3.283	0 %100
89	MP3C	X	0	0	0 %100
90	MP3C	Z	-3.637	-3.637	0 %100
91	MP4C	X	0	0	0 %100
92	MP4C	Z	-3.283	-3.283	0 %100
93	MP2C	X	0	0	0 %100
94	MP2C	Z	-3.283	-3.283	0 %100
95	MP1C	X	0	0	0 %100
96	MP1C	Z	-3.283	-3.283	0 %100
97	MP5C	X	0	0	0 %100
98	MP5C	Z	-3.283	-3.283	0 %100
99	MP3B	X	0	0	0 %100
100	MP3B	Z	-3.637	-3.637	0 %100
101	MP4B	X	0	0	0 %100
102	MP4B	Z	-3.283	-3.283	0 %100
103	MP2B	X	0	0	0 %100
104	MP2B	Z	-3.283	-3.283	0 %100
105	MP1B	X	0	0	0 %100
106	MP1B	Z	-3.283	-3.283	0 %100
107	MP5B	X	0	0	0 %100
108	MP5B	Z	-3.283	-3.283	0 %100
109	M107	X	0	0	0 %100
110	M107	Z	-2.707	-2.707	0 %100
111	M108	X	0	0	0 %100
112	M108	Z	-3.637	-3.637	0 %100
113	M117	X	0	0	0 %100
114	M117	Z	-.832	-.832	0 %100

Member Distributed Loads (BLC 53 : Structure Wi (0 Deg)) (Continued)

	Member Label	Direction	Start Magnitude[lb/ft,...	End Magnitude[lb/ft,F...	Start Location[ft, %]	End Location[ft, %]
115	M118	X	0	0	0	%100
116	M118	Z	-3.327	-3.327	0	%100
117	M119	X	0	0	0	%100
118	M119	Z	-.832	-.832	0	%100
119	M133A	X	0	0	0	%100
120	M133A	Z	-.909	-.909	0	%100
121	M134A	X	0	0	0	%100
122	M134A	Z	-.909	-.909	0	%100

Member Distributed Loads (BLC 54 : Structure Wi (30 Deg))

	Member Label	Direction	Start Magnitude[lb/ft,...	End Magnitude[lb/ft,F...	Start Location[ft, %]	End Location[ft, %]
1	M1	X	1.53	1.53	0	%100
2	M1	Z	-2.65	-2.65	0	%100
3	M4	X	.516	.516	0	%100
4	M4	Z	-.894	-.894	0	%100
5	M10	X	1.261	1.261	0	%100
6	M10	Z	-2.185	-2.185	0	%100
7	MP3A	X	1.819	1.819	0	%100
8	MP3A	Z	-3.15	-3.15	0	%100
9	MP4A	X	1.641	1.641	0	%100
10	MP4A	Z	-2.843	-2.843	0	%100
11	MP2A	X	1.641	1.641	0	%100
12	MP2A	Z	-2.843	-2.843	0	%100
13	MP1A	X	1.641	1.641	0	%100
14	MP1A	Z	-2.843	-2.843	0	%100
15	M43	X	1.261	1.261	0	%100
16	M43	Z	-2.185	-2.185	0	%100
17	M46	X	1.977	1.977	0	%100
18	M46	Z	-3.424	-3.424	0	%100
19	M51B	X	1.469	1.469	0	%100
20	M51B	Z	-2.544	-2.544	0	%100
21	M52B	X	0	0	0	%100
22	M52B	Z	0	0	0	%100
23	M76	X	.648	.648	0	%100
24	M76	Z	-1.122	-1.122	0	%100
25	M77	X	1.973	1.973	0	%100
26	M77	Z	-3.418	-3.418	0	%100
27	M80	X	2.06	2.06	0	%100
28	M80	Z	-3.567	-3.567	0	%100
29	M84	X	.648	.648	0	%100
30	M84	Z	-1.122	-1.122	0	%100
31	M85	X	0	0	0	%100
32	M85	Z	0	0	0	%100
33	M91	X	0	0	0	%100
34	M91	Z	0	0	0	%100
35	M36	X	.516	.516	0	%100
36	M36	Z	-.894	-.894	0	%100
37	M37	X	1.261	1.261	0	%100
38	M37	Z	-2.185	-2.185	0	%100
39	M38	X	1.261	1.261	0	%100
40	M38	Z	-2.185	-2.185	0	%100
41	M39	X	1.977	1.977	0	%100
42	M39	Z	-3.424	-3.424	0	%100
43	M40	X	0	0	0	%100
44	M40	Z	0	0	0	%100
45	M41	X	1.469	1.469	0	%100



Company :
 Designer :
 Job Number :
 Model Name :

May 3, 2021
 2:06 PM
 Checked By: _____

Member Distributed Loads (BLC 54 : Structure Wi (30 Deg)) (Continued)

Member Label	Direction	Start Magnitude[lb/ft,...	End Magnitude[lb/ft,F...	Start Location[ft,%]	End Location[ft,%]
46	M41	Z	-2.544	-2.544	0 %100
47	M45	X	.648	.648	0 %100
48	M45	Z	-1.122	-1.122	0 %100
49	M46A	X	0	0	0 %100
50	M46A	Z	0	0	0 %100
51	M48	X	0	0	0 %100
52	M48	Z	0	0	0 %100
53	M50A	X	.648	.648	0 %100
54	M50A	Z	-1.122	-1.122	0 %100
55	M51C	X	1.973	1.973	0 %100
56	M51C	Z	-3.418	-3.418	0 %100
57	M53	X	2.06	2.06	0 %100
58	M53	Z	-3.567	-3.567	0 %100
59	M60	X	2.064	2.064	0 %100
60	M60	Z	-3.574	-3.574	0 %100
61	M61	X	0	0	0 %100
62	M61	Z	0	0	0 %100
63	M62	X	0	0	0 %100
64	M62	Z	0	0	0 %100
65	M63	X	0	0	0 %100
66	M63	Z	0	0	0 %100
67	M64	X	1.469	1.469	0 %100
68	M64	Z	-2.544	-2.544	0 %100
69	M65	X	1.469	1.469	0 %100
70	M65	Z	-2.544	-2.544	0 %100
71	M69	X	2.591	2.591	0 %100
72	M69	Z	-4.489	-4.489	0 %100
73	M70	X	1.973	1.973	0 %100
74	M70	Z	-3.418	-3.418	0 %100
75	M72	X	2.06	2.06	0 %100
76	M72	Z	-3.567	-3.567	0 %100
77	M74	X	2.591	2.591	0 %100
78	M74	Z	-4.489	-4.489	0 %100
79	M75	X	1.973	1.973	0 %100
80	M75	Z	-3.418	-3.418	0 %100
81	M77A	X	2.06	2.06	0 %100
82	M77A	Z	-3.567	-3.567	0 %100
83	M82A	X	1.53	1.53	0 %100
84	M82A	Z	-2.65	-2.65	0 %100
85	M83B	X	0	0	0 %100
86	M83B	Z	0	0	0 %100
87	MP5A	X	1.641	1.641	0 %100
88	MP5A	Z	-2.843	-2.843	0 %100
89	MP3C	X	1.819	1.819	0 %100
90	MP3C	Z	-3.15	-3.15	0 %100
91	MP4C	X	1.641	1.641	0 %100
92	MP4C	Z	-2.843	-2.843	0 %100
93	MP2C	X	1.641	1.641	0 %100
94	MP2C	Z	-2.843	-2.843	0 %100
95	MP1C	X	1.641	1.641	0 %100
96	MP1C	Z	-2.843	-2.843	0 %100
97	MP5C	X	1.641	1.641	0 %100
98	MP5C	Z	-2.843	-2.843	0 %100
99	MP3B	X	1.819	1.819	0 %100
100	MP3B	Z	-3.15	-3.15	0 %100
101	MP4B	X	1.641	1.641	0 %100
102	MP4B	Z	-2.843	-2.843	0 %100

Member Distributed Loads (BLC 54 : Structure Wi (30 Deg)) (Continued)

	Member Label	Direction	Start Magnitude[lb/ft,...	End Magnitude[lb/ft,F...	Start Location[ft, %]	End Location[ft, %]
103	MP2B	X	1.641	1.641	0	%100
104	MP2B	Z	-2.843	-2.843	0	%100
105	MP1B	X	1.641	1.641	0	%100
106	MP1B	Z	-2.843	-2.843	0	%100
107	MP5B	X	1.641	1.641	0	%100
108	MP5B	Z	-2.843	-2.843	0	%100
109	M107	X	1.354	1.354	0	%100
110	M107	Z	-2.345	-2.345	0	%100
111	M108	X	1.364	1.364	0	%100
112	M108	Z	-2.362	-2.362	0	%100
113	M117	X	0	0	0	%100
114	M117	Z	0	0	0	%100
115	M118	X	1.248	1.248	0	%100
116	M118	Z	-2.161	-2.161	0	%100
117	M119	X	1.248	1.248	0	%100
118	M119	Z	-2.161	-2.161	0	%100
119	M133A	X	1.364	1.364	0	%100
120	M133A	Z	-2.362	-2.362	0	%100
121	M134A	X	0	0	0	%100
122	M134A	Z	0	0	0	%100

Member Distributed Loads (BLC 55 : Structure Wi (60 Deg))

	Member Label	Direction	Start Magnitude[lb/ft,...	End Magnitude[lb/ft,F...	Start Location[ft, %]	End Location[ft, %]
1	M1	X	.883	.883	0	%100
2	M1	Z	-.51	-.51	0	%100
3	M4	X	2.681	2.681	0	%100
4	M4	Z	-1.548	-1.548	0	%100
5	M10	X	.728	.728	0	%100
6	M10	Z	-.42	-.42	0	%100
7	MP3A	X	3.15	3.15	0	%100
8	MP3A	Z	-1.819	-1.819	0	%100
9	MP4A	X	2.843	2.843	0	%100
10	MP4A	Z	-1.641	-1.641	0	%100
11	MP2A	X	2.843	2.843	0	%100
12	MP2A	Z	-1.641	-1.641	0	%100
13	MP1A	X	2.843	2.843	0	%100
14	MP1A	Z	-1.641	-1.641	0	%100
15	M43	X	.728	.728	0	%100
16	M43	Z	-.42	-.42	0	%100
17	M46	X	1.141	1.141	0	%100
18	M46	Z	-.659	-.659	0	%100
19	M51B	X	3.392	3.392	0	%100
20	M51B	Z	-1.958	-1.958	0	%100
21	M52B	X	.848	.848	0	%100
22	M52B	Z	-.49	-.49	0	%100
23	M76	X	3.366	3.366	0	%100
24	M76	Z	-1.944	-1.944	0	%100
25	M77	X	4.557	4.557	0	%100
26	M77	Z	-2.631	-2.631	0	%100
27	M80	X	4.756	4.756	0	%100
28	M80	Z	-2.746	-2.746	0	%100
29	M84	X	3.366	3.366	0	%100
30	M84	Z	-1.944	-1.944	0	%100
31	M85	X	1.139	1.139	0	%100
32	M85	Z	-.658	-.658	0	%100
33	M91	X	1.189	1.189	0	%100



Company :
 Designer :
 Job Number :
 Model Name :

May 3, 2021
 2:06 PM
 Checked By: _____

Member Distributed Loads (BLC 55 : Structure Wi (60 Deg)) (Continued)

	Member Label	Direction	Start Magnitude[lb/ft,...	End Magnitude[lb/ft,F...	Start Location[ft, %]	End Location[ft, %]
34	M91	Z	-.687	-.687	0	%100
35	M36	X	0	0	0	%100
36	M36	Z	0	0	0	%100
37	M37	X	2.913	2.913	0	%100
38	M37	Z	-1.682	-1.682	0	%100
39	M38	X	2.913	2.913	0	%100
40	M38	Z	-1.682	-1.682	0	%100
41	M39	X	4.565	4.565	0	%100
42	M39	Z	-2.636	-2.636	0	%100
43	M40	X	.848	.848	0	%100
44	M40	Z	-.49	-.49	0	%100
45	M41	X	.848	.848	0	%100
46	M41	Z	-.49	-.49	0	%100
47	M45	X	0	0	0	%100
48	M45	Z	0	0	0	%100
49	M46A	X	1.139	1.139	0	%100
50	M46A	Z	-.658	-.658	0	%100
51	M48	X	1.189	1.189	0	%100
52	M48	Z	-.687	-.687	0	%100
53	M50A	X	0	0	0	%100
54	M50A	Z	0	0	0	%100
55	M51C	X	1.139	1.139	0	%100
56	M51C	Z	-.658	-.658	0	%100
57	M53	X	1.189	1.189	0	%100
58	M53	Z	-.687	-.687	0	%100
59	M60	X	2.681	2.681	0	%100
60	M60	Z	-1.548	-1.548	0	%100
61	M61	X	.728	.728	0	%100
62	M61	Z	-.42	-.42	0	%100
63	M62	X	.728	.728	0	%100
64	M62	Z	-.42	-.42	0	%100
65	M63	X	1.141	1.141	0	%100
66	M63	Z	-.659	-.659	0	%100
67	M64	X	.848	.848	0	%100
68	M64	Z	-.49	-.49	0	%100
69	M65	X	3.392	3.392	0	%100
70	M65	Z	-1.958	-1.958	0	%100
71	M69	X	3.366	3.366	0	%100
72	M69	Z	-1.944	-1.944	0	%100
73	M70	X	1.139	1.139	0	%100
74	M70	Z	-.658	-.658	0	%100
75	M72	X	1.189	1.189	0	%100
76	M72	Z	-.687	-.687	0	%100
77	M74	X	3.366	3.366	0	%100
78	M74	Z	-1.944	-1.944	0	%100
79	M75	X	4.557	4.557	0	%100
80	M75	Z	-2.631	-2.631	0	%100
81	M77A	X	4.756	4.756	0	%100
82	M77A	Z	-2.746	-2.746	0	%100
83	M82A	X	3.533	3.533	0	%100
84	M82A	Z	-2.04	-2.04	0	%100
85	M83B	X	.883	.883	0	%100
86	M83B	Z	-.51	-.51	0	%100
87	MP5A	X	2.843	2.843	0	%100
88	MP5A	Z	-1.641	-1.641	0	%100
89	MP3C	X	3.15	3.15	0	%100
90	MP3C	Z	-1.819	-1.819	0	%100

Member Distributed Loads (BLC 55 : Structure Wi (60 Deg)) (Continued)

	Member Label	Direction	Start Magnitude[lb/ft,...	End Magnitude[lb/ft,F...	Start Location[ft, %]	End Location[ft, %]
91	MP4C	X	2.843	2.843	0	%100
92	MP4C	Z	-1.641	-1.641	0	%100
93	MP2C	X	2.843	2.843	0	%100
94	MP2C	Z	-1.641	-1.641	0	%100
95	MP1C	X	2.843	2.843	0	%100
96	MP1C	Z	-1.641	-1.641	0	%100
97	MP5C	X	2.843	2.843	0	%100
98	MP5C	Z	-1.641	-1.641	0	%100
99	MP3B	X	3.15	3.15	0	%100
100	MP3B	Z	-1.819	-1.819	0	%100
101	MP4B	X	2.843	2.843	0	%100
102	MP4B	Z	-1.641	-1.641	0	%100
103	MP2B	X	2.843	2.843	0	%100
104	MP2B	Z	-1.641	-1.641	0	%100
105	MP1B	X	2.843	2.843	0	%100
106	MP1B	Z	-1.641	-1.641	0	%100
107	MP5B	X	2.843	2.843	0	%100
108	MP5B	Z	-1.641	-1.641	0	%100
109	M107	X	2.345	2.345	0	%100
110	M107	Z	-1.354	-1.354	0	%100
111	M108	X	.787	.787	0	%100
112	M108	Z	-.455	-.455	0	%100
113	M117	X	.72	.72	0	%100
114	M117	Z	-.416	-.416	0	%100
115	M118	X	.72	.72	0	%100
116	M118	Z	-.416	-.416	0	%100
117	M119	X	2.882	2.882	0	%100
118	M119	Z	-1.664	-1.664	0	%100
119	M133A	X	3.15	3.15	0	%100
120	M133A	Z	-1.819	-1.819	0	%100
121	M134A	X	.787	.787	0	%100
122	M134A	Z	-.455	-.455	0	%100

Member Distributed Loads (BLC 56 : Structure Wi (90 Deg))

	Member Label	Direction	Start Magnitude[lb/ft,...	End Magnitude[lb/ft,F...	Start Location[ft, %]	End Location[ft, %]
1	M1	X	0	0	0	%100
2	M1	Z	0	0	0	%100
3	M4	X	4.127	4.127	0	%100
4	M4	Z	0	0	0	%100
5	M10	X	0	0	0	%100
6	M10	Z	0	0	0	%100
7	MP3A	X	3.637	3.637	0	%100
8	MP3A	Z	0	0	0	%100
9	MP4A	X	3.283	3.283	0	%100
10	MP4A	Z	0	0	0	%100
11	MP2A	X	3.283	3.283	0	%100
12	MP2A	Z	0	0	0	%100
13	MP1A	X	3.283	3.283	0	%100
14	MP1A	Z	0	0	0	%100
15	M43	X	0	0	0	%100
16	M43	Z	0	0	0	%100
17	M46	X	0	0	0	%100
18	M46	Z	0	0	0	%100
19	M51B	X	2.938	2.938	0	%100
20	M51B	Z	0	0	0	%100
21	M52B	X	2.938	2.938	0	%100

Member Distributed Loads (BLC 56 : Structure Wi (90 Deg)) (Continued)

	Member Label	Direction	Start Magnitude[lb/ft,...	End Magnitude[lb/ft,F...	Start Location[ft,%]	End Location[ft,%]
22	M52B	Z	0	0	0	%100
23	M76	X	5.183	5.183	0	%100
24	M76	Z	0	0	0	%100
25	M77	X	3.946	3.946	0	%100
26	M77	Z	0	0	0	%100
27	M80	X	4.119	4.119	0	%100
28	M80	Z	0	0	0	%100
29	M84	X	5.183	5.183	0	%100
30	M84	Z	0	0	0	%100
31	M85	X	3.946	3.946	0	%100
32	M85	Z	0	0	0	%100
33	M91	X	4.119	4.119	0	%100
34	M91	Z	0	0	0	%100
35	M36	X	1.032	1.032	0	%100
36	M36	Z	0	0	0	%100
37	M37	X	2.523	2.523	0	%100
38	M37	Z	0	0	0	%100
39	M38	X	2.523	2.523	0	%100
40	M38	Z	0	0	0	%100
41	M39	X	3.953	3.953	0	%100
42	M39	Z	0	0	0	%100
43	M40	X	2.938	2.938	0	%100
44	M40	Z	0	0	0	%100
45	M41	X	0	0	0	%100
46	M41	Z	0	0	0	%100
47	M45	X	1.296	1.296	0	%100
48	M45	Z	0	0	0	%100
49	M46A	X	3.946	3.946	0	%100
50	M46A	Z	0	0	0	%100
51	M48	X	4.119	4.119	0	%100
52	M48	Z	0	0	0	%100
53	M50A	X	1.296	1.296	0	%100
54	M50A	Z	0	0	0	%100
55	M51C	X	0	0	0	%100
56	M51C	Z	0	0	0	%100
57	M53	X	0	0	0	%100
58	M53	Z	0	0	0	%100
59	M60	X	1.032	1.032	0	%100
60	M60	Z	0	0	0	%100
61	M61	X	2.523	2.523	0	%100
62	M61	Z	0	0	0	%100
63	M62	X	2.523	2.523	0	%100
64	M62	Z	0	0	0	%100
65	M63	X	3.953	3.953	0	%100
66	M63	Z	0	0	0	%100
67	M64	X	0	0	0	%100
68	M64	Z	0	0	0	%100
69	M65	X	2.938	2.938	0	%100
70	M65	Z	0	0	0	%100
71	M69	X	1.296	1.296	0	%100
72	M69	Z	0	0	0	%100
73	M70	X	0	0	0	%100
74	M70	Z	0	0	0	%100
75	M72	X	0	0	0	%100
76	M72	Z	0	0	0	%100
77	M74	X	1.296	1.296	0	%100
78	M74	Z	0	0	0	%100

Member Distributed Loads (BLC 56 : Structure Wi (90 Deg)) (Continued)

	Member Label	Direction	Start Magnitude[lb/ft,...	End Magnitude[lb/ft,F...	Start Location[ft, %]	End Location[ft, %]
79	M75	X	3.946	3.946	0	%100
80	M75	Z	0	0	0	%100
81	M77A	X	4.119	4.119	0	%100
82	M77A	Z	0	0	0	%100
83	M82A	X	3.06	3.06	0	%100
84	M82A	Z	0	0	0	%100
85	M83B	X	3.06	3.06	0	%100
86	M83B	Z	0	0	0	%100
87	MP5A	X	3.283	3.283	0	%100
88	MP5A	Z	0	0	0	%100
89	MP3C	X	3.637	3.637	0	%100
90	MP3C	Z	0	0	0	%100
91	MP4C	X	3.283	3.283	0	%100
92	MP4C	Z	0	0	0	%100
93	MP2C	X	3.283	3.283	0	%100
94	MP2C	Z	0	0	0	%100
95	MP1C	X	3.283	3.283	0	%100
96	MP1C	Z	0	0	0	%100
97	MP5C	X	3.283	3.283	0	%100
98	MP5C	Z	0	0	0	%100
99	MP3B	X	3.637	3.637	0	%100
100	MP3B	Z	0	0	0	%100
101	MP4B	X	3.283	3.283	0	%100
102	MP4B	Z	0	0	0	%100
103	MP2B	X	3.283	3.283	0	%100
104	MP2B	Z	0	0	0	%100
105	MP1B	X	3.283	3.283	0	%100
106	MP1B	Z	0	0	0	%100
107	MP5B	X	3.283	3.283	0	%100
108	MP5B	Z	0	0	0	%100
109	M107	X	2.707	2.707	0	%100
110	M107	Z	0	0	0	%100
111	M108	X	0	0	0	%100
112	M108	Z	0	0	0	%100
113	M117	X	2.496	2.496	0	%100
114	M117	Z	0	0	0	%100
115	M118	X	0	0	0	%100
116	M118	Z	0	0	0	%100
117	M119	X	2.496	2.496	0	%100
118	M119	Z	0	0	0	%100
119	M133A	X	2.728	2.728	0	%100
120	M133A	Z	0	0	0	%100
121	M134A	X	2.728	2.728	0	%100
122	M134A	Z	0	0	0	%100

Member Distributed Loads (BLC 57 : Structure Wi (120 Deg))

	Member Label	Direction	Start Magnitude[lb/ft,...	End Magnitude[lb/ft,F...	Start Location[ft, %]	End Location[ft, %]
1	M1	X	.883	.883	0	%100
2	M1	Z	.51	.51	0	%100
3	M4	X	2.681	2.681	0	%100
4	M4	Z	1.548	1.548	0	%100
5	M10	X	.728	.728	0	%100
6	M10	Z	.42	.42	0	%100
7	MP3A	X	3.15	3.15	0	%100
8	MP3A	Z	1.819	1.819	0	%100
9	MP4A	X	2.843	2.843	0	%100

Member Distributed Loads (BLC 57 : Structure Wi (120 Deg)) (Continued)

Member Label	Direction	Start Magnitude[lb/ft,...	End Magnitude[lb/ft,F...	Start Location[ft,%]	End Location[ft,%]
10	MP4A	Z	1.641	1.641	0 %100
11	MP2A	X	2.843	2.843	0 %100
12	MP2A	Z	1.641	1.641	0 %100
13	MP1A	X	2.843	2.843	0 %100
14	MP1A	Z	1.641	1.641	0 %100
15	M43	X	.728	.728	0 %100
16	M43	Z	.42	.42	0 %100
17	M46	X	1.141	1.141	0 %100
18	M46	Z	.659	.659	0 %100
19	M51B	X	.848	.848	0 %100
20	M51B	Z	.49	.49	0 %100
21	M52B	X	3.392	3.392	0 %100
22	M52B	Z	1.958	1.958	0 %100
23	M76	X	3.366	3.366	0 %100
24	M76	Z	1.944	1.944	0 %100
25	M77	X	1.139	1.139	0 %100
26	M77	Z	.658	.658	0 %100
27	M80	X	1.189	1.189	0 %100
28	M80	Z	.687	.687	0 %100
29	M84	X	3.366	3.366	0 %100
30	M84	Z	1.944	1.944	0 %100
31	M85	X	4.557	4.557	0 %100
32	M85	Z	2.631	2.631	0 %100
33	M91	X	4.756	4.756	0 %100
34	M91	Z	2.746	2.746	0 %100
35	M36	X	2.681	2.681	0 %100
36	M36	Z	1.548	1.548	0 %100
37	M37	X	.728	.728	0 %100
38	M37	Z	.42	.42	0 %100
39	M38	X	.728	.728	0 %100
40	M38	Z	.42	.42	0 %100
41	M39	X	1.141	1.141	0 %100
42	M39	Z	.659	.659	0 %100
43	M40	X	3.392	3.392	0 %100
44	M40	Z	1.958	1.958	0 %100
45	M41	X	.848	.848	0 %100
46	M41	Z	.49	.49	0 %100
47	M45	X	3.366	3.366	0 %100
48	M45	Z	1.944	1.944	0 %100
49	M46A	X	4.557	4.557	0 %100
50	M46A	Z	2.631	2.631	0 %100
51	M48	X	4.756	4.756	0 %100
52	M48	Z	2.746	2.746	0 %100
53	M50A	X	3.366	3.366	0 %100
54	M50A	Z	1.944	1.944	0 %100
55	M51C	X	1.139	1.139	0 %100
56	M51C	Z	.658	.658	0 %100
57	M53	X	1.189	1.189	0 %100
58	M53	Z	.687	.687	0 %100
59	M60	X	0	0	0 %100
60	M60	Z	0	0	0 %100
61	M61	X	2.913	2.913	0 %100
62	M61	Z	1.682	1.682	0 %100
63	M62	X	2.913	2.913	0 %100
64	M62	Z	1.682	1.682	0 %100
65	M63	X	4.565	4.565	0 %100
66	M63	Z	2.636	2.636	0 %100

Member Distributed Loads (BLC 57 : Structure Wi (120 Deg)) (Continued)

Member Label	Direction	Start Magnitude[lb/ft,...	End Magnitude[lb/ft,F...	Start Location[ft, %]	End Location[ft, %]
67	M64	X	.848	.848	0 %100
68	M64	Z	.49	.49	0 %100
69	M65	X	.848	.848	0 %100
70	M65	Z	.49	.49	0 %100
71	M69	X	0	0	0 %100
72	M69	Z	0	0	0 %100
73	M70	X	1.139	1.139	0 %100
74	M70	Z	.658	.658	0 %100
75	M72	X	1.189	1.189	0 %100
76	M72	Z	.687	.687	0 %100
77	M74	X	0	0	0 %100
78	M74	Z	0	0	0 %100
79	M75	X	1.139	1.139	0 %100
80	M75	Z	.658	.658	0 %100
81	M77A	X	1.189	1.189	0 %100
82	M77A	Z	.687	.687	0 %100
83	M82A	X	.883	.883	0 %100
84	M82A	Z	.51	.51	0 %100
85	M83B	X	3.533	3.533	0 %100
86	M83B	Z	2.04	2.04	0 %100
87	MP5A	X	2.843	2.843	0 %100
88	MP5A	Z	1.641	1.641	0 %100
89	MP3C	X	3.15	3.15	0 %100
90	MP3C	Z	1.819	1.819	0 %100
91	MP4C	X	2.843	2.843	0 %100
92	MP4C	Z	1.641	1.641	0 %100
93	MP2C	X	2.843	2.843	0 %100
94	MP2C	Z	1.641	1.641	0 %100
95	MP1C	X	2.843	2.843	0 %100
96	MP1C	Z	1.641	1.641	0 %100
97	MP5C	X	2.843	2.843	0 %100
98	MP5C	Z	1.641	1.641	0 %100
99	MP3B	X	3.15	3.15	0 %100
100	MP3B	Z	1.819	1.819	0 %100
101	MP4B	X	2.843	2.843	0 %100
102	MP4B	Z	1.641	1.641	0 %100
103	MP2B	X	2.843	2.843	0 %100
104	MP2B	Z	1.641	1.641	0 %100
105	MP1B	X	2.843	2.843	0 %100
106	MP1B	Z	1.641	1.641	0 %100
107	MP5B	X	2.843	2.843	0 %100
108	MP5B	Z	1.641	1.641	0 %100
109	M107	X	2.345	2.345	0 %100
110	M107	Z	1.354	1.354	0 %100
111	M108	X	.787	.787	0 %100
112	M108	Z	.455	.455	0 %100
113	M117	X	2.882	2.882	0 %100
114	M117	Z	1.664	1.664	0 %100
115	M118	X	.72	.72	0 %100
116	M118	Z	.416	.416	0 %100
117	M119	X	.72	.72	0 %100
118	M119	Z	.416	.416	0 %100
119	M133A	X	.787	.787	0 %100
120	M133A	Z	.455	.455	0 %100
121	M134A	X	3.15	3.15	0 %100
122	M134A	Z	1.819	1.819	0 %100



Company :
 Designer :
 Job Number :
 Model Name :

May 3, 2021
 2:06 PM
 Checked By: _____

Member Distributed Loads (BLC 58 : Structure Wi (150 Deg))

	Member Label	Direction	Start Magnitude[lb/ft,...	End Magnitude[lb/ft,F...	Start Location[ft, %]	End Location[ft, %]
1	M1	X	1.53	1.53	0	%100
2	M1	Z	2.65	2.65	0	%100
3	M4	X	.516	.516	0	%100
4	M4	Z	.894	.894	0	%100
5	M10	X	1.261	1.261	0	%100
6	M10	Z	2.185	2.185	0	%100
7	MP3A	X	1.819	1.819	0	%100
8	MP3A	Z	3.15	3.15	0	%100
9	MP4A	X	1.641	1.641	0	%100
10	MP4A	Z	2.843	2.843	0	%100
11	MP2A	X	1.641	1.641	0	%100
12	MP2A	Z	2.843	2.843	0	%100
13	MP1A	X	1.641	1.641	0	%100
14	MP1A	Z	2.843	2.843	0	%100
15	M43	X	1.261	1.261	0	%100
16	M43	Z	2.185	2.185	0	%100
17	M46	X	1.977	1.977	0	%100
18	M46	Z	3.424	3.424	0	%100
19	M51B	X	0	0	0	%100
20	M51B	Z	0	0	0	%100
21	M52B	X	1.469	1.469	0	%100
22	M52B	Z	2.544	2.544	0	%100
23	M76	X	.648	.648	0	%100
24	M76	Z	1.122	1.122	0	%100
25	M77	X	0	0	0	%100
26	M77	Z	0	0	0	%100
27	M80	X	0	0	0	%100
28	M80	Z	0	0	0	%100
29	M84	X	.648	.648	0	%100
30	M84	Z	1.122	1.122	0	%100
31	M85	X	1.973	1.973	0	%100
32	M85	Z	3.418	3.418	0	%100
33	M91	X	2.06	2.06	0	%100
34	M91	Z	3.567	3.567	0	%100
35	M36	X	2.064	2.064	0	%100
36	M36	Z	3.574	3.574	0	%100
37	M37	X	0	0	0	%100
38	M37	Z	0	0	0	%100
39	M38	X	0	0	0	%100
40	M38	Z	0	0	0	%100
41	M39	X	0	0	0	%100
42	M39	Z	0	0	0	%100
43	M40	X	1.469	1.469	0	%100
44	M40	Z	2.544	2.544	0	%100
45	M41	X	1.469	1.469	0	%100
46	M41	Z	2.544	2.544	0	%100
47	M45	X	2.591	2.591	0	%100
48	M45	Z	4.489	4.489	0	%100
49	M46A	X	1.973	1.973	0	%100
50	M46A	Z	3.418	3.418	0	%100
51	M48	X	2.06	2.06	0	%100
52	M48	Z	3.567	3.567	0	%100
53	M50A	X	2.591	2.591	0	%100
54	M50A	Z	4.489	4.489	0	%100
55	M51C	X	1.973	1.973	0	%100
56	M51C	Z	3.418	3.418	0	%100
57	M53	X	2.06	2.06	0	%100



Company :
 Designer :
 Job Number :
 Model Name :

May 3, 2021
 2:06 PM
 Checked By: _____

Member Distributed Loads (BLC 58 : Structure Wi (150 Deg)) (Continued)

Member Label	Direction	Start Magnitude[lb/ft,...	End Magnitude[lb/ft,F...	Start Location[ft,%]	End Location[ft,%]
58	M53	Z	3.567	3.567	0 %100
59	M60	X	.516	.516	0 %100
60	M60	Z	.894	.894	0 %100
61	M61	X	1.261	1.261	0 %100
62	M61	Z	2.185	2.185	0 %100
63	M62	X	1.261	1.261	0 %100
64	M62	Z	2.185	2.185	0 %100
65	M63	X	1.977	1.977	0 %100
66	M63	Z	3.424	3.424	0 %100
67	M64	X	1.469	1.469	0 %100
68	M64	Z	2.544	2.544	0 %100
69	M65	X	0	0	0 %100
70	M65	Z	0	0	0 %100
71	M69	X	.648	.648	0 %100
72	M69	Z	1.122	1.122	0 %100
73	M70	X	1.973	1.973	0 %100
74	M70	Z	3.418	3.418	0 %100
75	M72	X	2.06	2.06	0 %100
76	M72	Z	3.567	3.567	0 %100
77	M74	X	.648	.648	0 %100
78	M74	Z	1.122	1.122	0 %100
79	M75	X	0	0	0 %100
80	M75	Z	0	0	0 %100
81	M77A	X	0	0	0 %100
82	M77A	Z	0	0	0 %100
83	M82A	X	0	0	0 %100
84	M82A	Z	0	0	0 %100
85	M83B	X	1.53	1.53	0 %100
86	M83B	Z	2.65	2.65	0 %100
87	MP5A	X	1.641	1.641	0 %100
88	MP5A	Z	2.843	2.843	0 %100
89	MP3C	X	1.819	1.819	0 %100
90	MP3C	Z	3.15	3.15	0 %100
91	MP4C	X	1.641	1.641	0 %100
92	MP4C	Z	2.843	2.843	0 %100
93	MP2C	X	1.641	1.641	0 %100
94	MP2C	Z	2.843	2.843	0 %100
95	MP1C	X	1.641	1.641	0 %100
96	MP1C	Z	2.843	2.843	0 %100
97	MP5C	X	1.641	1.641	0 %100
98	MP5C	Z	2.843	2.843	0 %100
99	MP3B	X	1.819	1.819	0 %100
100	MP3B	Z	3.15	3.15	0 %100
101	MP4B	X	1.641	1.641	0 %100
102	MP4B	Z	2.843	2.843	0 %100
103	MP2B	X	1.641	1.641	0 %100
104	MP2B	Z	2.843	2.843	0 %100
105	MP1B	X	1.641	1.641	0 %100
106	MP1B	Z	2.843	2.843	0 %100
107	MP5B	X	1.641	1.641	0 %100
108	MP5B	Z	2.843	2.843	0 %100
109	M107	X	1.354	1.354	0 %100
110	M107	Z	2.345	2.345	0 %100
111	M108	X	1.364	1.364	0 %100
112	M108	Z	2.362	2.362	0 %100
113	M117	X	1.248	1.248	0 %100
114	M117	Z	2.161	2.161	0 %100



Company :
 Designer :
 Job Number :
 Model Name :

May 3, 2021
 2:06 PM
 Checked By: _____

Member Distributed Loads (BLC 58 : Structure Wi (150 Deg)) (Continued)

	Member Label	Direction	Start Magnitude[lb/ft,...	End Magnitude[lb/ft,F...	Start Location[ft, %]	End Location[ft, %]
115	M118	X	1.248	1.248	0	%100
116	M118	Z	2.161	2.161	0	%100
117	M119	X	0	0	0	%100
118	M119	Z	0	0	0	%100
119	M133A	X	0	0	0	%100
120	M133A	Z	0	0	0	%100
121	M134A	X	1.364	1.364	0	%100
122	M134A	Z	2.362	2.362	0	%100

Member Distributed Loads (BLC 59 : Structure Wi (180 Deg))

	Member Label	Direction	Start Magnitude[lb/ft,...	End Magnitude[lb/ft,F...	Start Location[ft, %]	End Location[ft, %]
1	M1	X	0	0	0	%100
2	M1	Z	4.08	4.08	0	%100
3	M4	X	0	0	0	%100
4	M4	Z	0	0	0	%100
5	M10	X	0	0	0	%100
6	M10	Z	3.364	3.364	0	%100
7	MP3A	X	0	0	0	%100
8	MP3A	Z	3.637	3.637	0	%100
9	MP4A	X	0	0	0	%100
10	MP4A	Z	3.283	3.283	0	%100
11	MP2A	X	0	0	0	%100
12	MP2A	Z	3.283	3.283	0	%100
13	MP1A	X	0	0	0	%100
14	MP1A	Z	3.283	3.283	0	%100
15	M43	X	0	0	0	%100
16	M43	Z	3.364	3.364	0	%100
17	M46	X	0	0	0	%100
18	M46	Z	5.271	5.271	0	%100
19	M51B	X	0	0	0	%100
20	M51B	Z	.979	.979	0	%100
21	M52B	X	0	0	0	%100
22	M52B	Z	.979	.979	0	%100
23	M76	X	0	0	0	%100
24	M76	Z	0	0	0	%100
25	M77	X	0	0	0	%100
26	M77	Z	1.315	1.315	0	%100
27	M80	X	0	0	0	%100
28	M80	Z	1.373	1.373	0	%100
29	M84	X	0	0	0	%100
30	M84	Z	0	0	0	%100
31	M85	X	0	0	0	%100
32	M85	Z	1.315	1.315	0	%100
33	M91	X	0	0	0	%100
34	M91	Z	1.373	1.373	0	%100
35	M36	X	0	0	0	%100
36	M36	Z	3.095	3.095	0	%100
37	M37	X	0	0	0	%100
38	M37	Z	.841	.841	0	%100
39	M38	X	0	0	0	%100
40	M38	Z	.841	.841	0	%100
41	M39	X	0	0	0	%100
42	M39	Z	1.318	1.318	0	%100
43	M40	X	0	0	0	%100
44	M40	Z	.979	.979	0	%100
45	M41	X	0	0	0	%100

Member Distributed Loads (BLC 59 : Structure Wi (180 Deg)) (Continued)

Member Label	Direction	Start Magnitude[lb/ft,...	End Magnitude[lb/ft,F...	Start Location[ft,%]	End Location[ft,%]
46	M41	Z	3.917	3.917	0 %100
47	M45	X	0	0	0 %100
48	M45	Z	3.887	3.887	0 %100
49	M46A	X	0	0	0 %100
50	M46A	Z	1.315	1.315	0 %100
51	M48	X	0	0	0 %100
52	M48	Z	1.373	1.373	0 %100
53	M50A	X	0	0	0 %100
54	M50A	Z	3.887	3.887	0 %100
55	M51C	X	0	0	0 %100
56	M51C	Z	5.262	5.262	0 %100
57	M53	X	0	0	0 %100
58	M53	Z	5.492	5.492	0 %100
59	M60	X	0	0	0 %100
60	M60	Z	3.095	3.095	0 %100
61	M61	X	0	0	0 %100
62	M61	Z	.841	.841	0 %100
63	M62	X	0	0	0 %100
64	M62	Z	.841	.841	0 %100
65	M63	X	0	0	0 %100
66	M63	Z	1.318	1.318	0 %100
67	M64	X	0	0	0 %100
68	M64	Z	3.917	3.917	0 %100
69	M65	X	0	0	0 %100
70	M65	Z	.979	.979	0 %100
71	M69	X	0	0	0 %100
72	M69	Z	3.887	3.887	0 %100
73	M70	X	0	0	0 %100
74	M70	Z	5.262	5.262	0 %100
75	M72	X	0	0	0 %100
76	M72	Z	5.492	5.492	0 %100
77	M74	X	0	0	0 %100
78	M74	Z	3.887	3.887	0 %100
79	M75	X	0	0	0 %100
80	M75	Z	1.315	1.315	0 %100
81	M77A	X	0	0	0 %100
82	M77A	Z	1.373	1.373	0 %100
83	M82A	X	0	0	0 %100
84	M82A	Z	1.02	1.02	0 %100
85	M83B	X	0	0	0 %100
86	M83B	Z	1.02	1.02	0 %100
87	MP5A	X	0	0	0 %100
88	MP5A	Z	3.283	3.283	0 %100
89	MP3C	X	0	0	0 %100
90	MP3C	Z	3.637	3.637	0 %100
91	MP4C	X	0	0	0 %100
92	MP4C	Z	3.283	3.283	0 %100
93	MP2C	X	0	0	0 %100
94	MP2C	Z	3.283	3.283	0 %100
95	MP1C	X	0	0	0 %100
96	MP1C	Z	3.283	3.283	0 %100
97	MP5C	X	0	0	0 %100
98	MP5C	Z	3.283	3.283	0 %100
99	MP3B	X	0	0	0 %100
100	MP3B	Z	3.637	3.637	0 %100
101	MP4B	X	0	0	0 %100
102	MP4B	Z	3.283	3.283	0 %100

Member Distributed Loads (BLC 59 : Structure Wi (180 Deg)) (Continued)

	Member Label	Direction	Start Magnitude[lb/ft,...	End Magnitude[lb/ft,F...	Start Location[ft, %]	End Location[ft, %]
103	MP2B	X	0	0	0	%100
104	MP2B	Z	3.283	3.283	0	%100
105	MP1B	X	0	0	0	%100
106	MP1B	Z	3.283	3.283	0	%100
107	MP5B	X	0	0	0	%100
108	MP5B	Z	3.283	3.283	0	%100
109	M107	X	0	0	0	%100
110	M107	Z	2.707	2.707	0	%100
111	M108	X	0	0	0	%100
112	M108	Z	3.637	3.637	0	%100
113	M117	X	0	0	0	%100
114	M117	Z	.832	.832	0	%100
115	M118	X	0	0	0	%100
116	M118	Z	3.327	3.327	0	%100
117	M119	X	0	0	0	%100
118	M119	Z	.832	.832	0	%100
119	M133A	X	0	0	0	%100
120	M133A	Z	.909	.909	0	%100
121	M134A	X	0	0	0	%100
122	M134A	Z	.909	.909	0	%100

Member Distributed Loads (BLC 60 : Structure Wi (210 Deg))

	Member Label	Direction	Start Magnitude[lb/ft,...	End Magnitude[lb/ft,F...	Start Location[ft, %]	End Location[ft, %]
1	M1	X	-1.53	-1.53	0	%100
2	M1	Z	2.65	2.65	0	%100
3	M4	X	-.516	-.516	0	%100
4	M4	Z	.894	.894	0	%100
5	M10	X	-1.261	-1.261	0	%100
6	M10	Z	2.185	2.185	0	%100
7	MP3A	X	-1.819	-1.819	0	%100
8	MP3A	Z	3.15	3.15	0	%100
9	MP4A	X	-1.641	-1.641	0	%100
10	MP4A	Z	2.843	2.843	0	%100
11	MP2A	X	-1.641	-1.641	0	%100
12	MP2A	Z	2.843	2.843	0	%100
13	MP1A	X	-1.641	-1.641	0	%100
14	MP1A	Z	2.843	2.843	0	%100
15	M43	X	-1.261	-1.261	0	%100
16	M43	Z	2.185	2.185	0	%100
17	M46	X	-1.977	-1.977	0	%100
18	M46	Z	3.424	3.424	0	%100
19	M51B	X	-1.469	-1.469	0	%100
20	M51B	Z	2.544	2.544	0	%100
21	M52B	X	0	0	0	%100
22	M52B	Z	0	0	0	%100
23	M76	X	-.648	-.648	0	%100
24	M76	Z	1.122	1.122	0	%100
25	M77	X	-1.973	-1.973	0	%100
26	M77	Z	3.418	3.418	0	%100
27	M80	X	-2.06	-2.06	0	%100
28	M80	Z	3.567	3.567	0	%100
29	M84	X	-.648	-.648	0	%100
30	M84	Z	1.122	1.122	0	%100
31	M85	X	0	0	0	%100
32	M85	Z	0	0	0	%100
33	M91	X	0	0	0	%100



Company :
 Designer :
 Job Number :
 Model Name :

May 3, 2021
 2:06 PM
 Checked By: _____

Member Distributed Loads (BLC 60 : Structure Wi (210 Deg)) (Continued)

	Member Label	Direction	Start Magnitude[lb/ft,...	End Magnitude[lb/ft,F...	Start Location[ft,%]	End Location[ft,%]
34	M91	Z	0	0	0	%100
35	M36	X	-.516	-.516	0	%100
36	M36	Z	.894	.894	0	%100
37	M37	X	-1.261	-1.261	0	%100
38	M37	Z	2.185	2.185	0	%100
39	M38	X	-1.261	-1.261	0	%100
40	M38	Z	2.185	2.185	0	%100
41	M39	X	-1.977	-1.977	0	%100
42	M39	Z	3.424	3.424	0	%100
43	M40	X	0	0	0	%100
44	M40	Z	0	0	0	%100
45	M41	X	-1.469	-1.469	0	%100
46	M41	Z	2.544	2.544	0	%100
47	M45	X	-.648	-.648	0	%100
48	M45	Z	1.122	1.122	0	%100
49	M46A	X	0	0	0	%100
50	M46A	Z	0	0	0	%100
51	M48	X	0	0	0	%100
52	M48	Z	0	0	0	%100
53	M50A	X	-.648	-.648	0	%100
54	M50A	Z	1.122	1.122	0	%100
55	M51C	X	-1.973	-1.973	0	%100
56	M51C	Z	3.418	3.418	0	%100
57	M53	X	-2.06	-2.06	0	%100
58	M53	Z	3.567	3.567	0	%100
59	M60	X	-2.064	-2.064	0	%100
60	M60	Z	3.574	3.574	0	%100
61	M61	X	0	0	0	%100
62	M61	Z	0	0	0	%100
63	M62	X	0	0	0	%100
64	M62	Z	0	0	0	%100
65	M63	X	0	0	0	%100
66	M63	Z	0	0	0	%100
67	M64	X	-1.469	-1.469	0	%100
68	M64	Z	2.544	2.544	0	%100
69	M65	X	-1.469	-1.469	0	%100
70	M65	Z	2.544	2.544	0	%100
71	M69	X	-2.591	-2.591	0	%100
72	M69	Z	4.489	4.489	0	%100
73	M70	X	-1.973	-1.973	0	%100
74	M70	Z	3.418	3.418	0	%100
75	M72	X	-2.06	-2.06	0	%100
76	M72	Z	3.567	3.567	0	%100
77	M74	X	-2.591	-2.591	0	%100
78	M74	Z	4.489	4.489	0	%100
79	M75	X	-1.973	-1.973	0	%100
80	M75	Z	3.418	3.418	0	%100
81	M77A	X	-2.06	-2.06	0	%100
82	M77A	Z	3.567	3.567	0	%100
83	M82A	X	-1.53	-1.53	0	%100
84	M82A	Z	2.65	2.65	0	%100
85	M83B	X	0	0	0	%100
86	M83B	Z	0	0	0	%100
87	MP5A	X	-1.641	-1.641	0	%100
88	MP5A	Z	2.843	2.843	0	%100
89	MP3C	X	-1.819	-1.819	0	%100
90	MP3C	Z	3.15	3.15	0	%100

Member Distributed Loads (BLC 60 : Structure Wi (210 Deg)) (Continued)

	Member Label	Direction	Start Magnitude[lb/ft,...	End Magnitude[lb/ft,F...	Start Location[ft, %]	End Location[ft, %]
91	MP4C	X	-1.641	-1.641	0	%100
92	MP4C	Z	2.843	2.843	0	%100
93	MP2C	X	-1.641	-1.641	0	%100
94	MP2C	Z	2.843	2.843	0	%100
95	MP1C	X	-1.641	-1.641	0	%100
96	MP1C	Z	2.843	2.843	0	%100
97	MP5C	X	-1.641	-1.641	0	%100
98	MP5C	Z	2.843	2.843	0	%100
99	MP3B	X	-1.819	-1.819	0	%100
100	MP3B	Z	3.15	3.15	0	%100
101	MP4B	X	-1.641	-1.641	0	%100
102	MP4B	Z	2.843	2.843	0	%100
103	MP2B	X	-1.641	-1.641	0	%100
104	MP2B	Z	2.843	2.843	0	%100
105	MP1B	X	-1.641	-1.641	0	%100
106	MP1B	Z	2.843	2.843	0	%100
107	MP5B	X	-1.641	-1.641	0	%100
108	MP5B	Z	2.843	2.843	0	%100
109	M107	X	-1.354	-1.354	0	%100
110	M107	Z	2.345	2.345	0	%100
111	M108	X	-1.364	-1.364	0	%100
112	M108	Z	2.362	2.362	0	%100
113	M117	X	0	0	0	%100
114	M117	Z	0	0	0	%100
115	M118	X	-1.248	-1.248	0	%100
116	M118	Z	2.161	2.161	0	%100
117	M119	X	-1.248	-1.248	0	%100
118	M119	Z	2.161	2.161	0	%100
119	M133A	X	-1.364	-1.364	0	%100
120	M133A	Z	2.362	2.362	0	%100
121	M134A	X	0	0	0	%100
122	M134A	Z	0	0	0	%100

Member Distributed Loads (BLC 61 : Structure Wi (240 Deg))

	Member Label	Direction	Start Magnitude[lb/ft,...	End Magnitude[lb/ft,F...	Start Location[ft, %]	End Location[ft, %]
1	M1	X	-.883	-.883	0	%100
2	M1	Z	.51	.51	0	%100
3	M4	X	-2.681	-2.681	0	%100
4	M4	Z	1.548	1.548	0	%100
5	M10	X	-.728	-.728	0	%100
6	M10	Z	.42	.42	0	%100
7	MP3A	X	-3.15	-3.15	0	%100
8	MP3A	Z	1.819	1.819	0	%100
9	MP4A	X	-2.843	-2.843	0	%100
10	MP4A	Z	1.641	1.641	0	%100
11	MP2A	X	-2.843	-2.843	0	%100
12	MP2A	Z	1.641	1.641	0	%100
13	MP1A	X	-2.843	-2.843	0	%100
14	MP1A	Z	1.641	1.641	0	%100
15	M43	X	-.728	-.728	0	%100
16	M43	Z	.42	.42	0	%100
17	M46	X	-1.141	-1.141	0	%100
18	M46	Z	.659	.659	0	%100
19	M51B	X	-3.392	-3.392	0	%100
20	M51B	Z	1.958	1.958	0	%100
21	M52B	X	-.848	-.848	0	%100



Company :
 Designer :
 Job Number :
 Model Name :

May 3, 2021
 2:06 PM
 Checked By: _____

Member Distributed Loads (BLC 61 : Structure Wi (240 Deg)) (Continued)

Member Label	Direction	Start Magnitude[lb/ft,...	End Magnitude[lb/ft,F...	Start Location[ft,%]	End Location[ft,%]
22	M52B	Z	.49	.49	0 %100
23	M76	X	-3.366	-3.366	0 %100
24	M76	Z	1.944	1.944	0 %100
25	M77	X	-4.557	-4.557	0 %100
26	M77	Z	2.631	2.631	0 %100
27	M80	X	-4.756	-4.756	0 %100
28	M80	Z	2.746	2.746	0 %100
29	M84	X	-3.366	-3.366	0 %100
30	M84	Z	1.944	1.944	0 %100
31	M85	X	-1.139	-1.139	0 %100
32	M85	Z	.658	.658	0 %100
33	M91	X	-1.189	-1.189	0 %100
34	M91	Z	.687	.687	0 %100
35	M36	X	0	0	0 %100
36	M36	Z	0	0	0 %100
37	M37	X	-2.913	-2.913	0 %100
38	M37	Z	1.682	1.682	0 %100
39	M38	X	-2.913	-2.913	0 %100
40	M38	Z	1.682	1.682	0 %100
41	M39	X	-4.565	-4.565	0 %100
42	M39	Z	2.636	2.636	0 %100
43	M40	X	-.848	-.848	0 %100
44	M40	Z	.49	.49	0 %100
45	M41	X	-.848	-.848	0 %100
46	M41	Z	.49	.49	0 %100
47	M45	X	0	0	0 %100
48	M45	Z	0	0	0 %100
49	M46A	X	-1.139	-1.139	0 %100
50	M46A	Z	.658	.658	0 %100
51	M48	X	-1.189	-1.189	0 %100
52	M48	Z	.687	.687	0 %100
53	M50A	X	0	0	0 %100
54	M50A	Z	0	0	0 %100
55	M51C	X	-1.139	-1.139	0 %100
56	M51C	Z	.658	.658	0 %100
57	M53	X	-1.189	-1.189	0 %100
58	M53	Z	.687	.687	0 %100
59	M60	X	-2.681	-2.681	0 %100
60	M60	Z	1.548	1.548	0 %100
61	M61	X	-.728	-.728	0 %100
62	M61	Z	.42	.42	0 %100
63	M62	X	-.728	-.728	0 %100
64	M62	Z	.42	.42	0 %100
65	M63	X	-1.141	-1.141	0 %100
66	M63	Z	.659	.659	0 %100
67	M64	X	-.848	-.848	0 %100
68	M64	Z	.49	.49	0 %100
69	M65	X	-3.392	-3.392	0 %100
70	M65	Z	1.958	1.958	0 %100
71	M69	X	-3.366	-3.366	0 %100
72	M69	Z	1.944	1.944	0 %100
73	M70	X	-1.139	-1.139	0 %100
74	M70	Z	.658	.658	0 %100
75	M72	X	-1.189	-1.189	0 %100
76	M72	Z	.687	.687	0 %100
77	M74	X	-3.366	-3.366	0 %100
78	M74	Z	1.944	1.944	0 %100

Member Distributed Loads (BLC 61 : Structure Wi (240 Deg)) (Continued)

	Member Label	Direction	Start Magnitude[lb/ft,...	End Magnitude[lb/ft,F...	Start Location[ft, %]	End Location[ft, %]
79	M75	X	-4.557	-4.557	0	%100
80	M75	Z	2.631	2.631	0	%100
81	M77A	X	-4.756	-4.756	0	%100
82	M77A	Z	2.746	2.746	0	%100
83	M82A	X	-3.533	-3.533	0	%100
84	M82A	Z	2.04	2.04	0	%100
85	M83B	X	-.883	-.883	0	%100
86	M83B	Z	.51	.51	0	%100
87	MP5A	X	-2.843	-2.843	0	%100
88	MP5A	Z	1.641	1.641	0	%100
89	MP3C	X	-3.15	-3.15	0	%100
90	MP3C	Z	1.819	1.819	0	%100
91	MP4C	X	-2.843	-2.843	0	%100
92	MP4C	Z	1.641	1.641	0	%100
93	MP2C	X	-2.843	-2.843	0	%100
94	MP2C	Z	1.641	1.641	0	%100
95	MP1C	X	-2.843	-2.843	0	%100
96	MP1C	Z	1.641	1.641	0	%100
97	MP5C	X	-2.843	-2.843	0	%100
98	MP5C	Z	1.641	1.641	0	%100
99	MP3B	X	-3.15	-3.15	0	%100
100	MP3B	Z	1.819	1.819	0	%100
101	MP4B	X	-2.843	-2.843	0	%100
102	MP4B	Z	1.641	1.641	0	%100
103	MP2B	X	-2.843	-2.843	0	%100
104	MP2B	Z	1.641	1.641	0	%100
105	MP1B	X	-2.843	-2.843	0	%100
106	MP1B	Z	1.641	1.641	0	%100
107	MP5B	X	-2.843	-2.843	0	%100
108	MP5B	Z	1.641	1.641	0	%100
109	M107	X	-2.345	-2.345	0	%100
110	M107	Z	1.354	1.354	0	%100
111	M108	X	-.787	-.787	0	%100
112	M108	Z	.455	.455	0	%100
113	M117	X	-.72	-.72	0	%100
114	M117	Z	.416	.416	0	%100
115	M118	X	-.72	-.72	0	%100
116	M118	Z	.416	.416	0	%100
117	M119	X	-2.882	-2.882	0	%100
118	M119	Z	1.664	1.664	0	%100
119	M133A	X	-3.15	-3.15	0	%100
120	M133A	Z	1.819	1.819	0	%100
121	M134A	X	-.787	-.787	0	%100
122	M134A	Z	.455	.455	0	%100

Member Distributed Loads (BLC 62 : Structure Wi (270 Deg))

	Member Label	Direction	Start Magnitude[lb/ft,...	End Magnitude[lb/ft,F...	Start Location[ft, %]	End Location[ft, %]
1	M1	X	0	0	0	%100
2	M1	Z	0	0	0	%100
3	M4	X	-4.127	-4.127	0	%100
4	M4	Z	0	0	0	%100
5	M10	X	0	0	0	%100
6	M10	Z	0	0	0	%100
7	MP3A	X	-3.637	-3.637	0	%100
8	MP3A	Z	0	0	0	%100
9	MP4A	X	-3.283	-3.283	0	%100



Company :
 Designer :
 Job Number :
 Model Name :

May 3, 2021
 2:06 PM
 Checked By: _____

Member Distributed Loads (BLC 62 : Structure Wi (270 Deg)) (Continued)

	Member Label	Direction	Start Magnitude[lb/ft,...	End Magnitude[lb/ft,F...	Start Location[ft,%]	End Location[ft,%]
10	MP4A	Z	0	0	0	%100
11	MP2A	X	-3.283	-3.283	0	%100
12	MP2A	Z	0	0	0	%100
13	MP1A	X	-3.283	-3.283	0	%100
14	MP1A	Z	0	0	0	%100
15	M43	X	0	0	0	%100
16	M43	Z	0	0	0	%100
17	M46	X	0	0	0	%100
18	M46	Z	0	0	0	%100
19	M51B	X	-2.938	-2.938	0	%100
20	M51B	Z	0	0	0	%100
21	M52B	X	-2.938	-2.938	0	%100
22	M52B	Z	0	0	0	%100
23	M76	X	-5.183	-5.183	0	%100
24	M76	Z	0	0	0	%100
25	M77	X	-3.946	-3.946	0	%100
26	M77	Z	0	0	0	%100
27	M80	X	-4.119	-4.119	0	%100
28	M80	Z	0	0	0	%100
29	M84	X	-5.183	-5.183	0	%100
30	M84	Z	0	0	0	%100
31	M85	X	-3.946	-3.946	0	%100
32	M85	Z	0	0	0	%100
33	M91	X	-4.119	-4.119	0	%100
34	M91	Z	0	0	0	%100
35	M36	X	-1.032	-1.032	0	%100
36	M36	Z	0	0	0	%100
37	M37	X	-2.523	-2.523	0	%100
38	M37	Z	0	0	0	%100
39	M38	X	-2.523	-2.523	0	%100
40	M38	Z	0	0	0	%100
41	M39	X	-3.953	-3.953	0	%100
42	M39	Z	0	0	0	%100
43	M40	X	-2.938	-2.938	0	%100
44	M40	Z	0	0	0	%100
45	M41	X	0	0	0	%100
46	M41	Z	0	0	0	%100
47	M45	X	-1.296	-1.296	0	%100
48	M45	Z	0	0	0	%100
49	M46A	X	-3.946	-3.946	0	%100
50	M46A	Z	0	0	0	%100
51	M48	X	-4.119	-4.119	0	%100
52	M48	Z	0	0	0	%100
53	M50A	X	-1.296	-1.296	0	%100
54	M50A	Z	0	0	0	%100
55	M51C	X	0	0	0	%100
56	M51C	Z	0	0	0	%100
57	M53	X	0	0	0	%100
58	M53	Z	0	0	0	%100
59	M60	X	-1.032	-1.032	0	%100
60	M60	Z	0	0	0	%100
61	M61	X	-2.523	-2.523	0	%100
62	M61	Z	0	0	0	%100
63	M62	X	-2.523	-2.523	0	%100
64	M62	Z	0	0	0	%100
65	M63	X	-3.953	-3.953	0	%100
66	M63	Z	0	0	0	%100

Member Distributed Loads (BLC 62 : Structure Wi (270 Deg)) (Continued)

Member Label	Direction	Start Magnitude[lb/ft,...	End Magnitude[lb/ft,F...	Start Location[ft, %]	End Location[ft, %]	
67	M64	X	0	0	0	%100
68	M64	Z	0	0	0	%100
69	M65	X	-2.938	-2.938	0	%100
70	M65	Z	0	0	0	%100
71	M69	X	-1.296	-1.296	0	%100
72	M69	Z	0	0	0	%100
73	M70	X	0	0	0	%100
74	M70	Z	0	0	0	%100
75	M72	X	0	0	0	%100
76	M72	Z	0	0	0	%100
77	M74	X	-1.296	-1.296	0	%100
78	M74	Z	0	0	0	%100
79	M75	X	-3.946	-3.946	0	%100
80	M75	Z	0	0	0	%100
81	M77A	X	-4.119	-4.119	0	%100
82	M77A	Z	0	0	0	%100
83	M82A	X	-3.06	-3.06	0	%100
84	M82A	Z	0	0	0	%100
85	M83B	X	-3.06	-3.06	0	%100
86	M83B	Z	0	0	0	%100
87	MP5A	X	-3.283	-3.283	0	%100
88	MP5A	Z	0	0	0	%100
89	MP3C	X	-3.637	-3.637	0	%100
90	MP3C	Z	0	0	0	%100
91	MP4C	X	-3.283	-3.283	0	%100
92	MP4C	Z	0	0	0	%100
93	MP2C	X	-3.283	-3.283	0	%100
94	MP2C	Z	0	0	0	%100
95	MP1C	X	-3.283	-3.283	0	%100
96	MP1C	Z	0	0	0	%100
97	MP5C	X	-3.283	-3.283	0	%100
98	MP5C	Z	0	0	0	%100
99	MP3B	X	-3.637	-3.637	0	%100
100	MP3B	Z	0	0	0	%100
101	MP4B	X	-3.283	-3.283	0	%100
102	MP4B	Z	0	0	0	%100
103	MP2B	X	-3.283	-3.283	0	%100
104	MP2B	Z	0	0	0	%100
105	MP1B	X	-3.283	-3.283	0	%100
106	MP1B	Z	0	0	0	%100
107	MP5B	X	-3.283	-3.283	0	%100
108	MP5B	Z	0	0	0	%100
109	M107	X	-2.707	-2.707	0	%100
110	M107	Z	0	0	0	%100
111	M108	X	0	0	0	%100
112	M108	Z	0	0	0	%100
113	M117	X	-2.496	-2.496	0	%100
114	M117	Z	0	0	0	%100
115	M118	X	0	0	0	%100
116	M118	Z	0	0	0	%100
117	M119	X	-2.496	-2.496	0	%100
118	M119	Z	0	0	0	%100
119	M133A	X	-2.728	-2.728	0	%100
120	M133A	Z	0	0	0	%100
121	M134A	X	-2.728	-2.728	0	%100
122	M134A	Z	0	0	0	%100



Company :
 Designer :
 Job Number :
 Model Name :

May 3, 2021
 2:06 PM
 Checked By: _____

Member Distributed Loads (BLC 63 : Structure Wi (300 Deg))

	Member Label	Direction	Start Magnitude[lb/ft,...	End Magnitude[lb/ft,F...	Start Location[ft, %]	End Location[ft, %]
1	M1	X	- .883	- .883	0	%100
2	M1	Z	- .51	- .51	0	%100
3	M4	X	-2.681	-2.681	0	%100
4	M4	Z	-1.548	-1.548	0	%100
5	M10	X	- .728	- .728	0	%100
6	M10	Z	- .42	- .42	0	%100
7	MP3A	X	-3.15	-3.15	0	%100
8	MP3A	Z	-1.819	-1.819	0	%100
9	MP4A	X	-2.843	-2.843	0	%100
10	MP4A	Z	-1.641	-1.641	0	%100
11	MP2A	X	-2.843	-2.843	0	%100
12	MP2A	Z	-1.641	-1.641	0	%100
13	MP1A	X	-2.843	-2.843	0	%100
14	MP1A	Z	-1.641	-1.641	0	%100
15	M43	X	- .728	- .728	0	%100
16	M43	Z	- .42	- .42	0	%100
17	M46	X	-1.141	-1.141	0	%100
18	M46	Z	- .659	- .659	0	%100
19	M51B	X	- .848	- .848	0	%100
20	M51B	Z	- .49	- .49	0	%100
21	M52B	X	-3.392	-3.392	0	%100
22	M52B	Z	-1.958	-1.958	0	%100
23	M76	X	-3.366	-3.366	0	%100
24	M76	Z	-1.944	-1.944	0	%100
25	M77	X	-1.139	-1.139	0	%100
26	M77	Z	- .658	- .658	0	%100
27	M80	X	-1.189	-1.189	0	%100
28	M80	Z	- .687	- .687	0	%100
29	M84	X	-3.366	-3.366	0	%100
30	M84	Z	-1.944	-1.944	0	%100
31	M85	X	-4.557	-4.557	0	%100
32	M85	Z	-2.631	-2.631	0	%100
33	M91	X	-4.756	-4.756	0	%100
34	M91	Z	-2.746	-2.746	0	%100
35	M36	X	-2.681	-2.681	0	%100
36	M36	Z	-1.548	-1.548	0	%100
37	M37	X	- .728	- .728	0	%100
38	M37	Z	- .42	- .42	0	%100
39	M38	X	- .728	- .728	0	%100
40	M38	Z	- .42	- .42	0	%100
41	M39	X	-1.141	-1.141	0	%100
42	M39	Z	- .659	- .659	0	%100
43	M40	X	-3.392	-3.392	0	%100
44	M40	Z	-1.958	-1.958	0	%100
45	M41	X	- .848	- .848	0	%100
46	M41	Z	- .49	- .49	0	%100
47	M45	X	-3.366	-3.366	0	%100
48	M45	Z	-1.944	-1.944	0	%100
49	M46A	X	-4.557	-4.557	0	%100
50	M46A	Z	-2.631	-2.631	0	%100
51	M48	X	-4.756	-4.756	0	%100
52	M48	Z	-2.746	-2.746	0	%100
53	M50A	X	-3.366	-3.366	0	%100
54	M50A	Z	-1.944	-1.944	0	%100
55	M51C	X	-1.139	-1.139	0	%100
56	M51C	Z	- .658	- .658	0	%100
57	M53	X	-1.189	-1.189	0	%100

Member Distributed Loads (BLC 63 : Structure Wi (300 Deg)) (Continued)

Member Label	Direction	Start Magnitude[lb/ft,...	End Magnitude[lb/ft,F...	Start Location[ft,%]	End Location[ft,%]
58	M53	Z	-.687	-.687	0 %100
59	M60	X	0	0	0 %100
60	M60	Z	0	0	0 %100
61	M61	X	-2.913	-2.913	0 %100
62	M61	Z	-1.682	-1.682	0 %100
63	M62	X	-2.913	-2.913	0 %100
64	M62	Z	-1.682	-1.682	0 %100
65	M63	X	-4.565	-4.565	0 %100
66	M63	Z	-2.636	-2.636	0 %100
67	M64	X	-.848	-.848	0 %100
68	M64	Z	-.49	-.49	0 %100
69	M65	X	-.848	-.848	0 %100
70	M65	Z	-.49	-.49	0 %100
71	M69	X	0	0	0 %100
72	M69	Z	0	0	0 %100
73	M70	X	-1.139	-1.139	0 %100
74	M70	Z	-.658	-.658	0 %100
75	M72	X	-1.189	-1.189	0 %100
76	M72	Z	-.687	-.687	0 %100
77	M74	X	0	0	0 %100
78	M74	Z	0	0	0 %100
79	M75	X	-1.139	-1.139	0 %100
80	M75	Z	-.658	-.658	0 %100
81	M77A	X	-1.189	-1.189	0 %100
82	M77A	Z	-.687	-.687	0 %100
83	M82A	X	-.883	-.883	0 %100
84	M82A	Z	-.51	-.51	0 %100
85	M83B	X	-3.533	-3.533	0 %100
86	M83B	Z	-2.04	-2.04	0 %100
87	MP5A	X	-2.843	-2.843	0 %100
88	MP5A	Z	-1.641	-1.641	0 %100
89	MP3C	X	-3.15	-3.15	0 %100
90	MP3C	Z	-1.819	-1.819	0 %100
91	MP4C	X	-2.843	-2.843	0 %100
92	MP4C	Z	-1.641	-1.641	0 %100
93	MP2C	X	-2.843	-2.843	0 %100
94	MP2C	Z	-1.641	-1.641	0 %100
95	MP1C	X	-2.843	-2.843	0 %100
96	MP1C	Z	-1.641	-1.641	0 %100
97	MP5C	X	-2.843	-2.843	0 %100
98	MP5C	Z	-1.641	-1.641	0 %100
99	MP3B	X	-3.15	-3.15	0 %100
100	MP3B	Z	-1.819	-1.819	0 %100
101	MP4B	X	-2.843	-2.843	0 %100
102	MP4B	Z	-1.641	-1.641	0 %100
103	MP2B	X	-2.843	-2.843	0 %100
104	MP2B	Z	-1.641	-1.641	0 %100
105	MP1B	X	-2.843	-2.843	0 %100
106	MP1B	Z	-1.641	-1.641	0 %100
107	MP5B	X	-2.843	-2.843	0 %100
108	MP5B	Z	-1.641	-1.641	0 %100
109	M107	X	-2.345	-2.345	0 %100
110	M107	Z	-1.354	-1.354	0 %100
111	M108	X	-.787	-.787	0 %100
112	M108	Z	-.455	-.455	0 %100
113	M117	X	-2.882	-2.882	0 %100
114	M117	Z	-1.664	-1.664	0 %100

Member Distributed Loads (BLC 63 : Structure Wi (300 Deg)) (Continued)

	Member Label	Direction	Start Magnitude[lb/ft,...	End Magnitude[lb/ft,F...	Start Location[ft, %]	End Location[ft, %]
115	M118	X	-72	-72	0	%100
116	M118	Z	-416	-416	0	%100
117	M119	X	-72	-72	0	%100
118	M119	Z	-416	-416	0	%100
119	M133A	X	-787	-787	0	%100
120	M133A	Z	-455	-455	0	%100
121	M134A	X	-3.15	-3.15	0	%100
122	M134A	Z	-1.819	-1.819	0	%100

Member Distributed Loads (BLC 64 : Structure Wi (330 Deg))

	Member Label	Direction	Start Magnitude[lb/ft,...	End Magnitude[lb/ft,F...	Start Location[ft, %]	End Location[ft, %]
1	M1	X	-1.53	-1.53	0	%100
2	M1	Z	-2.65	-2.65	0	%100
3	M4	X	-516	-516	0	%100
4	M4	Z	-894	-894	0	%100
5	M10	X	-1.261	-1.261	0	%100
6	M10	Z	-2.185	-2.185	0	%100
7	MP3A	X	-1.819	-1.819	0	%100
8	MP3A	Z	-3.15	-3.15	0	%100
9	MP4A	X	-1.641	-1.641	0	%100
10	MP4A	Z	-2.843	-2.843	0	%100
11	MP2A	X	-1.641	-1.641	0	%100
12	MP2A	Z	-2.843	-2.843	0	%100
13	MP1A	X	-1.641	-1.641	0	%100
14	MP1A	Z	-2.843	-2.843	0	%100
15	M43	X	-1.261	-1.261	0	%100
16	M43	Z	-2.185	-2.185	0	%100
17	M46	X	-1.977	-1.977	0	%100
18	M46	Z	-3.424	-3.424	0	%100
19	M51B	X	0	0	0	%100
20	M51B	Z	0	0	0	%100
21	M52B	X	-1.469	-1.469	0	%100
22	M52B	Z	-2.544	-2.544	0	%100
23	M76	X	-648	-648	0	%100
24	M76	Z	-1.122	-1.122	0	%100
25	M77	X	0	0	0	%100
26	M77	Z	0	0	0	%100
27	M80	X	0	0	0	%100
28	M80	Z	0	0	0	%100
29	M84	X	-648	-648	0	%100
30	M84	Z	-1.122	-1.122	0	%100
31	M85	X	-1.973	-1.973	0	%100
32	M85	Z	-3.418	-3.418	0	%100
33	M91	X	-2.06	-2.06	0	%100
34	M91	Z	-3.567	-3.567	0	%100
35	M36	X	-2.064	-2.064	0	%100
36	M36	Z	-3.574	-3.574	0	%100
37	M37	X	0	0	0	%100
38	M37	Z	0	0	0	%100
39	M38	X	0	0	0	%100
40	M38	Z	0	0	0	%100
41	M39	X	0	0	0	%100
42	M39	Z	0	0	0	%100
43	M40	X	-1.469	-1.469	0	%100
44	M40	Z	-2.544	-2.544	0	%100
45	M41	X	-1.469	-1.469	0	%100



Company :
 Designer :
 Job Number :
 Model Name :

May 3, 2021
 2:06 PM
 Checked By: _____

Member Distributed Loads (BLC 64 : Structure Wi (330 Deg)) (Continued)

Member Label	Direction	Start Magnitude[lb/ft,...	End Magnitude[lb/ft,F...	Start Location[ft,%]	End Location[ft,%]
46	M41	Z	-2.544	-2.544	0 %100
47	M45	X	-2.591	-2.591	0 %100
48	M45	Z	-4.489	-4.489	0 %100
49	M46A	X	-1.973	-1.973	0 %100
50	M46A	Z	-3.418	-3.418	0 %100
51	M48	X	-2.06	-2.06	0 %100
52	M48	Z	-3.567	-3.567	0 %100
53	M50A	X	-2.591	-2.591	0 %100
54	M50A	Z	-4.489	-4.489	0 %100
55	M51C	X	-1.973	-1.973	0 %100
56	M51C	Z	-3.418	-3.418	0 %100
57	M53	X	-2.06	-2.06	0 %100
58	M53	Z	-3.567	-3.567	0 %100
59	M60	X	-.516	-.516	0 %100
60	M60	Z	-.894	-.894	0 %100
61	M61	X	-1.261	-1.261	0 %100
62	M61	Z	-2.185	-2.185	0 %100
63	M62	X	-1.261	-1.261	0 %100
64	M62	Z	-2.185	-2.185	0 %100
65	M63	X	-1.977	-1.977	0 %100
66	M63	Z	-3.424	-3.424	0 %100
67	M64	X	-1.469	-1.469	0 %100
68	M64	Z	-2.544	-2.544	0 %100
69	M65	X	0	0	0 %100
70	M65	Z	0	0	0 %100
71	M69	X	-.648	-.648	0 %100
72	M69	Z	-1.122	-1.122	0 %100
73	M70	X	-1.973	-1.973	0 %100
74	M70	Z	-3.418	-3.418	0 %100
75	M72	X	-2.06	-2.06	0 %100
76	M72	Z	-3.567	-3.567	0 %100
77	M74	X	-.648	-.648	0 %100
78	M74	Z	-1.122	-1.122	0 %100
79	M75	X	0	0	0 %100
80	M75	Z	0	0	0 %100
81	M77A	X	0	0	0 %100
82	M77A	Z	0	0	0 %100
83	M82A	X	0	0	0 %100
84	M82A	Z	0	0	0 %100
85	M83B	X	-1.53	-1.53	0 %100
86	M83B	Z	-2.65	-2.65	0 %100
87	MP5A	X	-1.641	-1.641	0 %100
88	MP5A	Z	-2.843	-2.843	0 %100
89	MP3C	X	-1.819	-1.819	0 %100
90	MP3C	Z	-3.15	-3.15	0 %100
91	MP4C	X	-1.641	-1.641	0 %100
92	MP4C	Z	-2.843	-2.843	0 %100
93	MP2C	X	-1.641	-1.641	0 %100
94	MP2C	Z	-2.843	-2.843	0 %100
95	MP1C	X	-1.641	-1.641	0 %100
96	MP1C	Z	-2.843	-2.843	0 %100
97	MP5C	X	-1.641	-1.641	0 %100
98	MP5C	Z	-2.843	-2.843	0 %100
99	MP3B	X	-1.819	-1.819	0 %100
100	MP3B	Z	-3.15	-3.15	0 %100
101	MP4B	X	-1.641	-1.641	0 %100
102	MP4B	Z	-2.843	-2.843	0 %100

Member Distributed Loads (BLC 64 : Structure Wi (330 Deg)) (Continued)

	Member Label	Direction	Start Magnitude[lb/ft,...	End Magnitude[lb/ft,F...	Start Location[ft, %]	End Location[ft, %]
103	MP2B	X	-1.641	-1.641	0	%100
104	MP2B	Z	-2.843	-2.843	0	%100
105	MP1B	X	-1.641	-1.641	0	%100
106	MP1B	Z	-2.843	-2.843	0	%100
107	MP5B	X	-1.641	-1.641	0	%100
108	MP5B	Z	-2.843	-2.843	0	%100
109	M107	X	-1.354	-1.354	0	%100
110	M107	Z	-2.345	-2.345	0	%100
111	M108	X	-1.364	-1.364	0	%100
112	M108	Z	-2.362	-2.362	0	%100
113	M117	X	-1.248	-1.248	0	%100
114	M117	Z	-2.161	-2.161	0	%100
115	M118	X	-1.248	-1.248	0	%100
116	M118	Z	-2.161	-2.161	0	%100
117	M119	X	0	0	0	%100
118	M119	Z	0	0	0	%100
119	M133A	X	0	0	0	%100
120	M133A	Z	0	0	0	%100
121	M134A	X	-1.364	-1.364	0	%100
122	M134A	Z	-2.362	-2.362	0	%100

Member Distributed Loads (BLC 65 : Structure Wm (0 Deg))

	Member Label	Direction	Start Magnitude[lb/ft,...	End Magnitude[lb/ft,F...	Start Location[ft, %]	End Location[ft, %]
1	M1	X	0	0	0	%100
2	M1	Z	-0.874	-0.874	0	%100
3	M4	X	0	0	0	%100
4	M4	Z	0	0	0	%100
5	M10	X	0	0	0	%100
6	M10	Z	-0.767	-0.767	0	%100
7	MP3A	X	0	0	0	%100
8	MP3A	Z	-0.733	-0.733	0	%100
9	MP4A	X	0	0	0	%100
10	MP4A	Z	-0.605	-0.605	0	%100
11	MP2A	X	0	0	0	%100
12	MP2A	Z	-0.605	-0.605	0	%100
13	MP1A	X	0	0	0	%100
14	MP1A	Z	-0.605	-0.605	0	%100
15	M43	X	0	0	0	%100
16	M43	Z	-0.767	-0.767	0	%100
17	M46	X	0	0	0	%100
18	M46	Z	-1.53	-1.53	0	%100
19	M51B	X	0	0	0	%100
20	M51B	Z	-0.212	-0.212	0	%100
21	M52B	X	0	0	0	%100
22	M52B	Z	-0.212	-0.212	0	%100
23	M76	X	0	0	0	%100
24	M76	Z	0	0	0	%100
25	M77	X	0	0	0	%100
26	M77	Z	-0.389	-0.389	0	%100
27	M80	X	0	0	0	%100
28	M80	Z	-0.41	-0.41	0	%100
29	M84	X	0	0	0	%100
30	M84	Z	0	0	0	%100
31	M85	X	0	0	0	%100
32	M85	Z	-0.389	-0.389	0	%100
33	M91	X	0	0	0	%100



Company :
 Designer :
 Job Number :
 Model Name :

May 3, 2021
 2:06 PM
 Checked By: _____

Member Distributed Loads (BLC 65 : Structure Wm (0 Deg)) (Continued)

	Member Label	Direction	Start Magnitude[lb/ft,...	End Magnitude[lb/ft,F...	Start Location[ft,%]	End Location[ft,%]
34	M91	Z	-41	-41	0	%100
35	M36	X	0	0	0	%100
36	M36	Z	-682	-682	0	%100
37	M37	X	0	0	0	%100
38	M37	Z	-192	-192	0	%100
39	M38	X	0	0	0	%100
40	M38	Z	-192	-192	0	%100
41	M39	X	0	0	0	%100
42	M39	Z	-382	-382	0	%100
43	M40	X	0	0	0	%100
44	M40	Z	-212	-212	0	%100
45	M41	X	0	0	0	%100
46	M41	Z	-85	-85	0	%100
47	M45	X	0	0	0	%100
48	M45	Z	-1.147	-1.147	0	%100
49	M46A	X	0	0	0	%100
50	M46A	Z	-389	-389	0	%100
51	M48	X	0	0	0	%100
52	M48	Z	-41	-41	0	%100
53	M50A	X	0	0	0	%100
54	M50A	Z	-1.147	-1.147	0	%100
55	M51C	X	0	0	0	%100
56	M51C	Z	-1.558	-1.558	0	%100
57	M53	X	0	0	0	%100
58	M53	Z	-1.641	-1.641	0	%100
59	M60	X	0	0	0	%100
60	M60	Z	-682	-682	0	%100
61	M61	X	0	0	0	%100
62	M61	Z	-192	-192	0	%100
63	M62	X	0	0	0	%100
64	M62	Z	-192	-192	0	%100
65	M63	X	0	0	0	%100
66	M63	Z	-382	-382	0	%100
67	M64	X	0	0	0	%100
68	M64	Z	-85	-85	0	%100
69	M65	X	0	0	0	%100
70	M65	Z	-212	-212	0	%100
71	M69	X	0	0	0	%100
72	M69	Z	-1.147	-1.147	0	%100
73	M70	X	0	0	0	%100
74	M70	Z	-1.558	-1.558	0	%100
75	M72	X	0	0	0	%100
76	M72	Z	-1.641	-1.641	0	%100
77	M74	X	0	0	0	%100
78	M74	Z	-1.147	-1.147	0	%100
79	M75	X	0	0	0	%100
80	M75	Z	-389	-389	0	%100
81	M77A	X	0	0	0	%100
82	M77A	Z	-41	-41	0	%100
83	M82A	X	0	0	0	%100
84	M82A	Z	-218	-218	0	%100
85	M83B	X	0	0	0	%100
86	M83B	Z	-218	-218	0	%100
87	MP5A	X	0	0	0	%100
88	MP5A	Z	-605	-605	0	%100
89	MP3C	X	0	0	0	%100
90	MP3C	Z	-733	-733	0	%100

Member Distributed Loads (BLC 65 : Structure Wm (0 Deg)) (Continued)

	Member Label	Direction	Start Magnitude[lb/ft,...	End Magnitude[lb/ft,F...	Start Location[ft, %]	End Location[ft, %]
91	MP4C	X	0	0	0	%100
92	MP4C	Z	-.605	-.605	0	%100
93	MP2C	X	0	0	0	%100
94	MP2C	Z	-.605	-.605	0	%100
95	MP1C	X	0	0	0	%100
96	MP1C	Z	-.605	-.605	0	%100
97	MP5C	X	0	0	0	%100
98	MP5C	Z	-.605	-.605	0	%100
99	MP3B	X	0	0	0	%100
100	MP3B	Z	-.733	-.733	0	%100
101	MP4B	X	0	0	0	%100
102	MP4B	Z	-.605	-.605	0	%100
103	MP2B	X	0	0	0	%100
104	MP2B	Z	-.605	-.605	0	%100
105	MP1B	X	0	0	0	%100
106	MP1B	Z	-.605	-.605	0	%100
107	MP5B	X	0	0	0	%100
108	MP5B	Z	-.605	-.605	0	%100
109	M107	X	0	0	0	%100
110	M107	Z	-.495	-.495	0	%100
111	M108	X	0	0	0	%100
112	M108	Z	-.733	-.733	0	%100
113	M117	X	0	0	0	%100
114	M117	Z	-.206	-.206	0	%100
115	M118	X	0	0	0	%100
116	M118	Z	-.824	-.824	0	%100
117	M119	X	0	0	0	%100
118	M119	Z	-.206	-.206	0	%100
119	M133A	X	0	0	0	%100
120	M133A	Z	-.183	-.183	0	%100
121	M134A	X	0	0	0	%100
122	M134A	Z	-.183	-.183	0	%100

Member Distributed Loads (BLC 66 : Structure Wm (30 Deg))

	Member Label	Direction	Start Magnitude[lb/ft,...	End Magnitude[lb/ft,F...	Start Location[ft, %]	End Location[ft, %]
1	M1	X	.328	.328	0	%100
2	M1	Z	-.568	-.568	0	%100
3	M4	X	.114	.114	0	%100
4	M4	Z	-.197	-.197	0	%100
5	M10	X	.288	.288	0	%100
6	M10	Z	-.498	-.498	0	%100
7	MP3A	X	.366	.366	0	%100
8	MP3A	Z	-.635	-.635	0	%100
9	MP4A	X	.303	.303	0	%100
10	MP4A	Z	-.524	-.524	0	%100
11	MP2A	X	.303	.303	0	%100
12	MP2A	Z	-.524	-.524	0	%100
13	MP1A	X	.303	.303	0	%100
14	MP1A	Z	-.524	-.524	0	%100
15	M43	X	.288	.288	0	%100
16	M43	Z	-.498	-.498	0	%100
17	M46	X	.574	.574	0	%100
18	M46	Z	-.994	-.994	0	%100
19	M51B	X	.319	.319	0	%100
20	M51B	Z	-.552	-.552	0	%100
21	M52B	X	0	0	0	%100



Company :
 Designer :
 Job Number :
 Model Name :

May 3, 2021
 2:06 PM
 Checked By: _____

Member Distributed Loads (BLC 66 : Structure Wm (30 Deg)) (Continued)

Member Label	Direction	Start Magnitude[lb/ft,...	End Magnitude[lb/ft,F...	Start Location[ft,%]	End Location[ft,%]	
22	M52B	Z	0	0	0	%100
23	M76	X	.191	.191	0	%100
24	M76	Z	-.331	-.331	0	%100
25	M77	X	.584	.584	0	%100
26	M77	Z	-1.012	-1.012	0	%100
27	M80	X	.615	.615	0	%100
28	M80	Z	-1.066	-1.066	0	%100
29	M84	X	.191	.191	0	%100
30	M84	Z	-.331	-.331	0	%100
31	M85	X	0	0	0	%100
32	M85	Z	0	0	0	%100
33	M91	X	0	0	0	%100
34	M91	Z	0	0	0	%100
35	M36	X	.114	.114	0	%100
36	M36	Z	-.197	-.197	0	%100
37	M37	X	.288	.288	0	%100
38	M37	Z	-.498	-.498	0	%100
39	M38	X	.288	.288	0	%100
40	M38	Z	-.498	-.498	0	%100
41	M39	X	.574	.574	0	%100
42	M39	Z	-.994	-.994	0	%100
43	M40	X	0	0	0	%100
44	M40	Z	0	0	0	%100
45	M41	X	.319	.319	0	%100
46	M41	Z	-.552	-.552	0	%100
47	M45	X	.191	.191	0	%100
48	M45	Z	-.331	-.331	0	%100
49	M46A	X	0	0	0	%100
50	M46A	Z	0	0	0	%100
51	M48	X	0	0	0	%100
52	M48	Z	0	0	0	%100
53	M50A	X	.191	.191	0	%100
54	M50A	Z	-.331	-.331	0	%100
55	M51C	X	.584	.584	0	%100
56	M51C	Z	-1.012	-1.012	0	%100
57	M53	X	.615	.615	0	%100
58	M53	Z	-1.066	-1.066	0	%100
59	M60	X	.455	.455	0	%100
60	M60	Z	-.788	-.788	0	%100
61	M61	X	0	0	0	%100
62	M61	Z	0	0	0	%100
63	M62	X	0	0	0	%100
64	M62	Z	0	0	0	%100
65	M63	X	0	0	0	%100
66	M63	Z	0	0	0	%100
67	M64	X	.319	.319	0	%100
68	M64	Z	-.552	-.552	0	%100
69	M65	X	.319	.319	0	%100
70	M65	Z	-.552	-.552	0	%100
71	M69	X	.765	.765	0	%100
72	M69	Z	-1.325	-1.325	0	%100
73	M70	X	.584	.584	0	%100
74	M70	Z	-1.012	-1.012	0	%100
75	M72	X	.615	.615	0	%100
76	M72	Z	-1.066	-1.066	0	%100
77	M74	X	.765	.765	0	%100
78	M74	Z	-1.325	-1.325	0	%100

Member Distributed Loads (BLC 66 : Structure Wm (30 Deg)) (Continued)

	Member Label	Direction	Start Magnitude[lb/ft,...	End Magnitude[lb/ft,F...	Start Location[ft, %]	End Location[ft, %]
79	M75	X	.584	.584	0	%100
80	M75	Z	-1.012	-1.012	0	%100
81	M77A	X	.615	.615	0	%100
82	M77A	Z	-1.066	-1.066	0	%100
83	M82A	X	.328	.328	0	%100
84	M82A	Z	-.568	-.568	0	%100
85	M83B	X	0	0	0	%100
86	M83B	Z	0	0	0	%100
87	MP5A	X	.303	.303	0	%100
88	MP5A	Z	-.524	-.524	0	%100
89	MP3C	X	.366	.366	0	%100
90	MP3C	Z	-.635	-.635	0	%100
91	MP4C	X	.303	.303	0	%100
92	MP4C	Z	-.524	-.524	0	%100
93	MP2C	X	.303	.303	0	%100
94	MP2C	Z	-.524	-.524	0	%100
95	MP1C	X	.303	.303	0	%100
96	MP1C	Z	-.524	-.524	0	%100
97	MP5C	X	.303	.303	0	%100
98	MP5C	Z	-.524	-.524	0	%100
99	MP3B	X	.366	.366	0	%100
100	MP3B	Z	-.635	-.635	0	%100
101	MP4B	X	.303	.303	0	%100
102	MP4B	Z	-.524	-.524	0	%100
103	MP2B	X	.303	.303	0	%100
104	MP2B	Z	-.524	-.524	0	%100
105	MP1B	X	.303	.303	0	%100
106	MP1B	Z	-.524	-.524	0	%100
107	MP5B	X	.303	.303	0	%100
108	MP5B	Z	-.524	-.524	0	%100
109	M107	X	.248	.248	0	%100
110	M107	Z	-.429	-.429	0	%100
111	M108	X	.275	.275	0	%100
112	M108	Z	-.476	-.476	0	%100
113	M117	X	0	0	0	%100
114	M117	Z	0	0	0	%100
115	M118	X	.309	.309	0	%100
116	M118	Z	-.535	-.535	0	%100
117	M119	X	.309	.309	0	%100
118	M119	Z	-.535	-.535	0	%100
119	M133A	X	.275	.275	0	%100
120	M133A	Z	-.476	-.476	0	%100
121	M134A	X	0	0	0	%100
122	M134A	Z	0	0	0	%100

Member Distributed Loads (BLC 67 : Structure Wm (60 Deg))

	Member Label	Direction	Start Magnitude[lb/ft,...	End Magnitude[lb/ft,F...	Start Location[ft, %]	End Location[ft, %]
1	M1	X	.189	.189	0	%100
2	M1	Z	-.109	-.109	0	%100
3	M4	X	.591	.591	0	%100
4	M4	Z	-.341	-.341	0	%100
5	M10	X	.166	.166	0	%100
6	M10	Z	-.096	-.096	0	%100
7	MP3A	X	.635	.635	0	%100
8	MP3A	Z	-.366	-.366	0	%100
9	MP4A	X	.524	.524	0	%100



Company :
 Designer :
 Job Number :
 Model Name :

May 3, 2021
 2:06 PM
 Checked By: _____

Member Distributed Loads (BLC 67 : Structure Wm (60 Deg)) (Continued)

Member Label	Direction	Start Magnitude[lb/ft,...	End Magnitude[lb/ft,F...	Start Location[ft,%]	End Location[ft,%]
10	MP4A	Z	-.303	-.303	0 %100
11	MP2A	X	.524	.524	0 %100
12	MP2A	Z	-.303	-.303	0 %100
13	MP1A	X	.524	.524	0 %100
14	MP1A	Z	-.303	-.303	0 %100
15	M43	X	.166	.166	0 %100
16	M43	Z	-.096	-.096	0 %100
17	M46	X	.331	.331	0 %100
18	M46	Z	-.191	-.191	0 %100
19	M51B	X	.736	.736	0 %100
20	M51B	Z	-.425	-.425	0 %100
21	M52B	X	.184	.184	0 %100
22	M52B	Z	-.106	-.106	0 %100
23	M76	X	.994	.994	0 %100
24	M76	Z	-.574	-.574	0 %100
25	M77	X	1.349	1.349	0 %100
26	M77	Z	-.779	-.779	0 %100
27	M80	X	1.421	1.421	0 %100
28	M80	Z	-.82	-.82	0 %100
29	M84	X	.994	.994	0 %100
30	M84	Z	-.574	-.574	0 %100
31	M85	X	.337	.337	0 %100
32	M85	Z	-.195	-.195	0 %100
33	M91	X	.355	.355	0 %100
34	M91	Z	-.205	-.205	0 %100
35	M36	X	0	0	0 %100
36	M36	Z	0	0	0 %100
37	M37	X	.664	.664	0 %100
38	M37	Z	-.383	-.383	0 %100
39	M38	X	.664	.664	0 %100
40	M38	Z	-.383	-.383	0 %100
41	M39	X	1.325	1.325	0 %100
42	M39	Z	-.765	-.765	0 %100
43	M40	X	.184	.184	0 %100
44	M40	Z	-.106	-.106	0 %100
45	M41	X	.184	.184	0 %100
46	M41	Z	-.106	-.106	0 %100
47	M45	X	0	0	0 %100
48	M45	Z	0	0	0 %100
49	M46A	X	.337	.337	0 %100
50	M46A	Z	-.195	-.195	0 %100
51	M48	X	.355	.355	0 %100
52	M48	Z	-.205	-.205	0 %100
53	M50A	X	0	0	0 %100
54	M50A	Z	0	0	0 %100
55	M51C	X	.337	.337	0 %100
56	M51C	Z	-.195	-.195	0 %100
57	M53	X	.355	.355	0 %100
58	M53	Z	-.205	-.205	0 %100
59	M60	X	.591	.591	0 %100
60	M60	Z	-.341	-.341	0 %100
61	M61	X	.166	.166	0 %100
62	M61	Z	-.096	-.096	0 %100
63	M62	X	.166	.166	0 %100
64	M62	Z	-.096	-.096	0 %100
65	M63	X	.331	.331	0 %100
66	M63	Z	-.191	-.191	0 %100



Company :
 Designer :
 Job Number :
 Model Name :

May 3, 2021
 2:06 PM
 Checked By: _____

Member Distributed Loads (BLC 67 : Structure Wm (60 Deg)) (Continued)

Member Label	Direction	Start Magnitude[lb/ft,...	End Magnitude[lb/ft,F...	Start Location[ft, %]	End Location[ft, %]
67	M64	X	.184	.184	0 %100
68	M64	Z	-.106	-.106	0 %100
69	M65	X	.736	.736	0 %100
70	M65	Z	-.425	-.425	0 %100
71	M69	X	.994	.994	0 %100
72	M69	Z	-.574	-.574	0 %100
73	M70	X	.337	.337	0 %100
74	M70	Z	-.195	-.195	0 %100
75	M72	X	.355	.355	0 %100
76	M72	Z	-.205	-.205	0 %100
77	M74	X	.994	.994	0 %100
78	M74	Z	-.574	-.574	0 %100
79	M75	X	1.349	1.349	0 %100
80	M75	Z	-.779	-.779	0 %100
81	M77A	X	1.421	1.421	0 %100
82	M77A	Z	-.82	-.82	0 %100
83	M82A	X	.757	.757	0 %100
84	M82A	Z	-.437	-.437	0 %100
85	M83B	X	.189	.189	0 %100
86	M83B	Z	-.109	-.109	0 %100
87	MP5A	X	.524	.524	0 %100
88	MP5A	Z	-.303	-.303	0 %100
89	MP3C	X	.635	.635	0 %100
90	MP3C	Z	-.366	-.366	0 %100
91	MP4C	X	.524	.524	0 %100
92	MP4C	Z	-.303	-.303	0 %100
93	MP2C	X	.524	.524	0 %100
94	MP2C	Z	-.303	-.303	0 %100
95	MP1C	X	.524	.524	0 %100
96	MP1C	Z	-.303	-.303	0 %100
97	MP5C	X	.524	.524	0 %100
98	MP5C	Z	-.303	-.303	0 %100
99	MP3B	X	.635	.635	0 %100
100	MP3B	Z	-.366	-.366	0 %100
101	MP4B	X	.524	.524	0 %100
102	MP4B	Z	-.303	-.303	0 %100
103	MP2B	X	.524	.524	0 %100
104	MP2B	Z	-.303	-.303	0 %100
105	MP1B	X	.524	.524	0 %100
106	MP1B	Z	-.303	-.303	0 %100
107	MP5B	X	.524	.524	0 %100
108	MP5B	Z	-.303	-.303	0 %100
109	M107	X	.429	.429	0 %100
110	M107	Z	-.248	-.248	0 %100
111	M108	X	.159	.159	0 %100
112	M108	Z	-.092	-.092	0 %100
113	M117	X	.178	.178	0 %100
114	M117	Z	-.103	-.103	0 %100
115	M118	X	.178	.178	0 %100
116	M118	Z	-.103	-.103	0 %100
117	M119	X	.713	.713	0 %100
118	M119	Z	-.412	-.412	0 %100
119	M133A	X	.635	.635	0 %100
120	M133A	Z	-.366	-.366	0 %100
121	M134A	X	.159	.159	0 %100
122	M134A	Z	-.092	-.092	0 %100



Company :
 Designer :
 Job Number :
 Model Name :

May 3, 2021
 2:06 PM
 Checked By: _____

Member Distributed Loads (BLC 68 : Structure Wm (90 Deg))

	Member Label	Direction	Start Magnitude[lb/ft,...	End Magnitude[lb/ft,F...	Start Location[ft, %]	End Location[ft, %]
1	M1	X	0	0	0	%100
2	M1	Z	0	0	0	%100
3	M4	X	.909	.909	0	%100
4	M4	Z	0	0	0	%100
5	M10	X	0	0	0	%100
6	M10	Z	0	0	0	%100
7	MP3A	X	.733	.733	0	%100
8	MP3A	Z	0	0	0	%100
9	MP4A	X	.605	.605	0	%100
10	MP4A	Z	0	0	0	%100
11	MP2A	X	.605	.605	0	%100
12	MP2A	Z	0	0	0	%100
13	MP1A	X	.605	.605	0	%100
14	MP1A	Z	0	0	0	%100
15	M43	X	0	0	0	%100
16	M43	Z	0	0	0	%100
17	M46	X	0	0	0	%100
18	M46	Z	0	0	0	%100
19	M51B	X	.637	.637	0	%100
20	M51B	Z	0	0	0	%100
21	M52B	X	.637	.637	0	%100
22	M52B	Z	0	0	0	%100
23	M76	X	1.53	1.53	0	%100
24	M76	Z	0	0	0	%100
25	M77	X	1.168	1.168	0	%100
26	M77	Z	0	0	0	%100
27	M80	X	1.231	1.231	0	%100
28	M80	Z	0	0	0	%100
29	M84	X	1.53	1.53	0	%100
30	M84	Z	0	0	0	%100
31	M85	X	1.168	1.168	0	%100
32	M85	Z	0	0	0	%100
33	M91	X	1.231	1.231	0	%100
34	M91	Z	0	0	0	%100
35	M36	X	.227	.227	0	%100
36	M36	Z	0	0	0	%100
37	M37	X	.575	.575	0	%100
38	M37	Z	0	0	0	%100
39	M38	X	.575	.575	0	%100
40	M38	Z	0	0	0	%100
41	M39	X	1.147	1.147	0	%100
42	M39	Z	0	0	0	%100
43	M40	X	.637	.637	0	%100
44	M40	Z	0	0	0	%100
45	M41	X	0	0	0	%100
46	M41	Z	0	0	0	%100
47	M45	X	.382	.382	0	%100
48	M45	Z	0	0	0	%100
49	M46A	X	1.168	1.168	0	%100
50	M46A	Z	0	0	0	%100
51	M48	X	1.231	1.231	0	%100
52	M48	Z	0	0	0	%100
53	M50A	X	.382	.382	0	%100
54	M50A	Z	0	0	0	%100
55	M51C	X	0	0	0	%100
56	M51C	Z	0	0	0	%100
57	M53	X	0	0	0	%100

Member Distributed Loads (BLC 68 : Structure Wm (90 Deg)) (Continued)

Member Label	Direction	Start Magnitude[lb/ft,...	End Magnitude[lb/ft,F...	Start Location[ft,%]	End Location[ft,%]	
58	M53	Z	0	0	0	%100
59	M60	X	.227	.227	0	%100
60	M60	Z	0	0	0	%100
61	M61	X	.575	.575	0	%100
62	M61	Z	0	0	0	%100
63	M62	X	.575	.575	0	%100
64	M62	Z	0	0	0	%100
65	M63	X	1.147	1.147	0	%100
66	M63	Z	0	0	0	%100
67	M64	X	0	0	0	%100
68	M64	Z	0	0	0	%100
69	M65	X	.637	.637	0	%100
70	M65	Z	0	0	0	%100
71	M69	X	.382	.382	0	%100
72	M69	Z	0	0	0	%100
73	M70	X	0	0	0	%100
74	M70	Z	0	0	0	%100
75	M72	X	0	0	0	%100
76	M72	Z	0	0	0	%100
77	M74	X	.382	.382	0	%100
78	M74	Z	0	0	0	%100
79	M75	X	1.168	1.168	0	%100
80	M75	Z	0	0	0	%100
81	M77A	X	1.231	1.231	0	%100
82	M77A	Z	0	0	0	%100
83	M82A	X	.655	.655	0	%100
84	M82A	Z	0	0	0	%100
85	M83B	X	.655	.655	0	%100
86	M83B	Z	0	0	0	%100
87	MP5A	X	.605	.605	0	%100
88	MP5A	Z	0	0	0	%100
89	MP3C	X	.733	.733	0	%100
90	MP3C	Z	0	0	0	%100
91	MP4C	X	.605	.605	0	%100
92	MP4C	Z	0	0	0	%100
93	MP2C	X	.605	.605	0	%100
94	MP2C	Z	0	0	0	%100
95	MP1C	X	.605	.605	0	%100
96	MP1C	Z	0	0	0	%100
97	MP5C	X	.605	.605	0	%100
98	MP5C	Z	0	0	0	%100
99	MP3B	X	.733	.733	0	%100
100	MP3B	Z	0	0	0	%100
101	MP4B	X	.605	.605	0	%100
102	MP4B	Z	0	0	0	%100
103	MP2B	X	.605	.605	0	%100
104	MP2B	Z	0	0	0	%100
105	MP1B	X	.605	.605	0	%100
106	MP1B	Z	0	0	0	%100
107	MP5B	X	.605	.605	0	%100
108	MP5B	Z	0	0	0	%100
109	M107	X	.495	.495	0	%100
110	M107	Z	0	0	0	%100
111	M108	X	0	0	0	%100
112	M108	Z	0	0	0	%100
113	M117	X	.618	.618	0	%100
114	M117	Z	0	0	0	%100



Company :
 Designer :
 Job Number :
 Model Name :

May 3, 2021
 2:06 PM
 Checked By: _____

Member Distributed Loads (BLC 68 : Structure Wm (90 Deg)) (Continued)

	Member Label	Direction	Start Magnitude[lb/ft,...	End Magnitude[lb/ft,F...	Start Location[ft, %]	End Location[ft, %]
115	M118	X	0	0	0	%100
116	M118	Z	0	0	0	%100
117	M119	X	.618	.618	0	%100
118	M119	Z	0	0	0	%100
119	M133A	X	.55	.55	0	%100
120	M133A	Z	0	0	0	%100
121	M134A	X	.55	.55	0	%100
122	M134A	Z	0	0	0	%100

Member Distributed Loads (BLC 69 : Structure Wm (120 Deg))

	Member Label	Direction	Start Magnitude[lb/ft,...	End Magnitude[lb/ft,F...	Start Location[ft, %]	End Location[ft, %]
1	M1	X	.189	.189	0	%100
2	M1	Z	.109	.109	0	%100
3	M4	X	.591	.591	0	%100
4	M4	Z	.341	.341	0	%100
5	M10	X	.166	.166	0	%100
6	M10	Z	.096	.096	0	%100
7	MP3A	X	.635	.635	0	%100
8	MP3A	Z	.366	.366	0	%100
9	MP4A	X	.524	.524	0	%100
10	MP4A	Z	.303	.303	0	%100
11	MP2A	X	.524	.524	0	%100
12	MP2A	Z	.303	.303	0	%100
13	MP1A	X	.524	.524	0	%100
14	MP1A	Z	.303	.303	0	%100
15	M43	X	.166	.166	0	%100
16	M43	Z	.096	.096	0	%100
17	M46	X	.331	.331	0	%100
18	M46	Z	.191	.191	0	%100
19	M51B	X	.184	.184	0	%100
20	M51B	Z	.106	.106	0	%100
21	M52B	X	.736	.736	0	%100
22	M52B	Z	.425	.425	0	%100
23	M76	X	.994	.994	0	%100
24	M76	Z	.574	.574	0	%100
25	M77	X	.337	.337	0	%100
26	M77	Z	.195	.195	0	%100
27	M80	X	.355	.355	0	%100
28	M80	Z	.205	.205	0	%100
29	M84	X	.994	.994	0	%100
30	M84	Z	.574	.574	0	%100
31	M85	X	1.349	1.349	0	%100
32	M85	Z	.779	.779	0	%100
33	M91	X	1.421	1.421	0	%100
34	M91	Z	.82	.82	0	%100
35	M36	X	.591	.591	0	%100
36	M36	Z	.341	.341	0	%100
37	M37	X	.166	.166	0	%100
38	M37	Z	.096	.096	0	%100
39	M38	X	.166	.166	0	%100
40	M38	Z	.096	.096	0	%100
41	M39	X	.331	.331	0	%100
42	M39	Z	.191	.191	0	%100
43	M40	X	.736	.736	0	%100
44	M40	Z	.425	.425	0	%100
45	M41	X	.184	.184	0	%100



Company :
 Designer :
 Job Number :
 Model Name :

May 3, 2021
 2:06 PM
 Checked By: _____

Member Distributed Loads (BLC 69 : Structure Wm (120 Deg)) (Continued)

Member Label	Direction	Start Magnitude[lb/ft,...	End Magnitude[lb/ft,F...	Start Location[ft,%]	End Location[ft,%]
46	M41	Z	.106	.106	0 %100
47	M45	X	.994	.994	0 %100
48	M45	Z	.574	.574	0 %100
49	M46A	X	1.349	1.349	0 %100
50	M46A	Z	.779	.779	0 %100
51	M48	X	1.421	1.421	0 %100
52	M48	Z	.82	.82	0 %100
53	M50A	X	.994	.994	0 %100
54	M50A	Z	.574	.574	0 %100
55	M51C	X	.337	.337	0 %100
56	M51C	Z	.195	.195	0 %100
57	M53	X	.355	.355	0 %100
58	M53	Z	.205	.205	0 %100
59	M60	X	0	0	0 %100
60	M60	Z	0	0	0 %100
61	M61	X	.664	.664	0 %100
62	M61	Z	.383	.383	0 %100
63	M62	X	.664	.664	0 %100
64	M62	Z	.383	.383	0 %100
65	M63	X	1.325	1.325	0 %100
66	M63	Z	.765	.765	0 %100
67	M64	X	.184	.184	0 %100
68	M64	Z	.106	.106	0 %100
69	M65	X	.184	.184	0 %100
70	M65	Z	.106	.106	0 %100
71	M69	X	0	0	0 %100
72	M69	Z	0	0	0 %100
73	M70	X	.337	.337	0 %100
74	M70	Z	.195	.195	0 %100
75	M72	X	.355	.355	0 %100
76	M72	Z	.205	.205	0 %100
77	M74	X	0	0	0 %100
78	M74	Z	0	0	0 %100
79	M75	X	.337	.337	0 %100
80	M75	Z	.195	.195	0 %100
81	M77A	X	.355	.355	0 %100
82	M77A	Z	.205	.205	0 %100
83	M82A	X	.189	.189	0 %100
84	M82A	Z	.109	.109	0 %100
85	M83B	X	.757	.757	0 %100
86	M83B	Z	.437	.437	0 %100
87	MP5A	X	.524	.524	0 %100
88	MP5A	Z	.303	.303	0 %100
89	MP3C	X	.635	.635	0 %100
90	MP3C	Z	.366	.366	0 %100
91	MP4C	X	.524	.524	0 %100
92	MP4C	Z	.303	.303	0 %100
93	MP2C	X	.524	.524	0 %100
94	MP2C	Z	.303	.303	0 %100
95	MP1C	X	.524	.524	0 %100
96	MP1C	Z	.303	.303	0 %100
97	MP5C	X	.524	.524	0 %100
98	MP5C	Z	.303	.303	0 %100
99	MP3B	X	.635	.635	0 %100
100	MP3B	Z	.366	.366	0 %100
101	MP4B	X	.524	.524	0 %100
102	MP4B	Z	.303	.303	0 %100

Member Distributed Loads (BLC 69 : Structure Wm (120 Deg)) (Continued)

	Member Label	Direction	Start Magnitude[lb/ft,...	End Magnitude[lb/ft,F...	Start Location[ft, %]	End Location[ft, %]
103	MP2B	X	.524	.524	0	%100
104	MP2B	Z	.303	.303	0	%100
105	MP1B	X	.524	.524	0	%100
106	MP1B	Z	.303	.303	0	%100
107	MP5B	X	.524	.524	0	%100
108	MP5B	Z	.303	.303	0	%100
109	M107	X	.429	.429	0	%100
110	M107	Z	.248	.248	0	%100
111	M108	X	.159	.159	0	%100
112	M108	Z	.092	.092	0	%100
113	M117	X	.713	.713	0	%100
114	M117	Z	.412	.412	0	%100
115	M118	X	.178	.178	0	%100
116	M118	Z	.103	.103	0	%100
117	M119	X	.178	.178	0	%100
118	M119	Z	.103	.103	0	%100
119	M133A	X	.159	.159	0	%100
120	M133A	Z	.092	.092	0	%100
121	M134A	X	.635	.635	0	%100
122	M134A	Z	.366	.366	0	%100

Member Distributed Loads (BLC 70 : Structure Wm (150 Deg))

	Member Label	Direction	Start Magnitude[lb/ft,...	End Magnitude[lb/ft,F...	Start Location[ft, %]	End Location[ft, %]
1	M1	X	.328	.328	0	%100
2	M1	Z	.568	.568	0	%100
3	M4	X	.114	.114	0	%100
4	M4	Z	.197	.197	0	%100
5	M10	X	.288	.288	0	%100
6	M10	Z	.498	.498	0	%100
7	MP3A	X	.366	.366	0	%100
8	MP3A	Z	.635	.635	0	%100
9	MP4A	X	.303	.303	0	%100
10	MP4A	Z	.524	.524	0	%100
11	MP2A	X	.303	.303	0	%100
12	MP2A	Z	.524	.524	0	%100
13	MP1A	X	.303	.303	0	%100
14	MP1A	Z	.524	.524	0	%100
15	M43	X	.288	.288	0	%100
16	M43	Z	.498	.498	0	%100
17	M46	X	.574	.574	0	%100
18	M46	Z	.994	.994	0	%100
19	M51B	X	0	0	0	%100
20	M51B	Z	0	0	0	%100
21	M52B	X	.319	.319	0	%100
22	M52B	Z	.552	.552	0	%100
23	M76	X	.191	.191	0	%100
24	M76	Z	.331	.331	0	%100
25	M77	X	0	0	0	%100
26	M77	Z	0	0	0	%100
27	M80	X	0	0	0	%100
28	M80	Z	0	0	0	%100
29	M84	X	.191	.191	0	%100
30	M84	Z	.331	.331	0	%100
31	M85	X	.584	.584	0	%100
32	M85	Z	1.012	1.012	0	%100
33	M91	X	.615	.615	0	%100



Company :
 Designer :
 Job Number :
 Model Name :

May 3, 2021
 2:06 PM
 Checked By: _____

Member Distributed Loads (BLC 70 : Structure Wm (150 Deg)) (Continued)

	Member Label	Direction	Start Magnitude[lb/ft,...	End Magnitude[lb/ft,F...	Start Location[ft, %]	End Location[ft, %]
34	M91	Z	1.066	1.066	0	%100
35	M36	X	.455	.455	0	%100
36	M36	Z	.788	.788	0	%100
37	M37	X	0	0	0	%100
38	M37	Z	0	0	0	%100
39	M38	X	0	0	0	%100
40	M38	Z	0	0	0	%100
41	M39	X	0	0	0	%100
42	M39	Z	0	0	0	%100
43	M40	X	.319	.319	0	%100
44	M40	Z	.552	.552	0	%100
45	M41	X	.319	.319	0	%100
46	M41	Z	.552	.552	0	%100
47	M45	X	.765	.765	0	%100
48	M45	Z	1.325	1.325	0	%100
49	M46A	X	.584	.584	0	%100
50	M46A	Z	1.012	1.012	0	%100
51	M48	X	.615	.615	0	%100
52	M48	Z	1.066	1.066	0	%100
53	M50A	X	.765	.765	0	%100
54	M50A	Z	1.325	1.325	0	%100
55	M51C	X	.584	.584	0	%100
56	M51C	Z	1.012	1.012	0	%100
57	M53	X	.615	.615	0	%100
58	M53	Z	1.066	1.066	0	%100
59	M60	X	.114	.114	0	%100
60	M60	Z	.197	.197	0	%100
61	M61	X	.288	.288	0	%100
62	M61	Z	.498	.498	0	%100
63	M62	X	.288	.288	0	%100
64	M62	Z	.498	.498	0	%100
65	M63	X	.574	.574	0	%100
66	M63	Z	.994	.994	0	%100
67	M64	X	.319	.319	0	%100
68	M64	Z	.552	.552	0	%100
69	M65	X	0	0	0	%100
70	M65	Z	0	0	0	%100
71	M69	X	.191	.191	0	%100
72	M69	Z	.331	.331	0	%100
73	M70	X	.584	.584	0	%100
74	M70	Z	1.012	1.012	0	%100
75	M72	X	.615	.615	0	%100
76	M72	Z	1.066	1.066	0	%100
77	M74	X	.191	.191	0	%100
78	M74	Z	.331	.331	0	%100
79	M75	X	0	0	0	%100
80	M75	Z	0	0	0	%100
81	M77A	X	0	0	0	%100
82	M77A	Z	0	0	0	%100
83	M82A	X	0	0	0	%100
84	M82A	Z	0	0	0	%100
85	M83B	X	.328	.328	0	%100
86	M83B	Z	.568	.568	0	%100
87	MP5A	X	.303	.303	0	%100
88	MP5A	Z	.524	.524	0	%100
89	MP3C	X	.366	.366	0	%100
90	MP3C	Z	.635	.635	0	%100



Company :
 Designer :
 Job Number :
 Model Name :

May 3, 2021
 2:06 PM
 Checked By: _____

Member Distributed Loads (BLC 70 : Structure Wm (150 Deg)) (Continued)

	Member Label	Direction	Start Magnitude[lb/ft,...	End Magnitude[lb/ft,F...	Start Location[ft, %]	End Location[ft, %]
91	MP4C	X	.303	.303	0	%100
92	MP4C	Z	.524	.524	0	%100
93	MP2C	X	.303	.303	0	%100
94	MP2C	Z	.524	.524	0	%100
95	MP1C	X	.303	.303	0	%100
96	MP1C	Z	.524	.524	0	%100
97	MP5C	X	.303	.303	0	%100
98	MP5C	Z	.524	.524	0	%100
99	MP3B	X	.366	.366	0	%100
100	MP3B	Z	.635	.635	0	%100
101	MP4B	X	.303	.303	0	%100
102	MP4B	Z	.524	.524	0	%100
103	MP2B	X	.303	.303	0	%100
104	MP2B	Z	.524	.524	0	%100
105	MP1B	X	.303	.303	0	%100
106	MP1B	Z	.524	.524	0	%100
107	MP5B	X	.303	.303	0	%100
108	MP5B	Z	.524	.524	0	%100
109	M107	X	.248	.248	0	%100
110	M107	Z	.429	.429	0	%100
111	M108	X	.275	.275	0	%100
112	M108	Z	.476	.476	0	%100
113	M117	X	.309	.309	0	%100
114	M117	Z	.535	.535	0	%100
115	M118	X	.309	.309	0	%100
116	M118	Z	.535	.535	0	%100
117	M119	X	0	0	0	%100
118	M119	Z	0	0	0	%100
119	M133A	X	0	0	0	%100
120	M133A	Z	0	0	0	%100
121	M134A	X	.275	.275	0	%100
122	M134A	Z	.476	.476	0	%100

Member Distributed Loads (BLC 71 : Structure Wm (180 Deg))

	Member Label	Direction	Start Magnitude[lb/ft,...	End Magnitude[lb/ft,F...	Start Location[ft, %]	End Location[ft, %]
1	M1	X	0	0	0	%100
2	M1	Z	.874	.874	0	%100
3	M4	X	0	0	0	%100
4	M4	Z	0	0	0	%100
5	M10	X	0	0	0	%100
6	M10	Z	.767	.767	0	%100
7	MP3A	X	0	0	0	%100
8	MP3A	Z	.733	.733	0	%100
9	MP4A	X	0	0	0	%100
10	MP4A	Z	.605	.605	0	%100
11	MP2A	X	0	0	0	%100
12	MP2A	Z	.605	.605	0	%100
13	MP1A	X	0	0	0	%100
14	MP1A	Z	.605	.605	0	%100
15	M43	X	0	0	0	%100
16	M43	Z	.767	.767	0	%100
17	M46	X	0	0	0	%100
18	M46	Z	1.53	1.53	0	%100
19	M51B	X	0	0	0	%100
20	M51B	Z	.212	.212	0	%100
21	M52B	X	0	0	0	%100



Company :
 Designer :
 Job Number :
 Model Name :

May 3, 2021
 2:06 PM
 Checked By: _____

Member Distributed Loads (BLC 71 : Structure Wm (180 Deg)) (Continued)

Member Label	Direction	Start Magnitude[lb/ft,...	End Magnitude[lb/ft,F...	Start Location[ft,%]	End Location[ft,%]
22	M52B	Z	.212	.212	0 %100
23	M76	X	0	0	0 %100
24	M76	Z	0	0	0 %100
25	M77	X	0	0	0 %100
26	M77	Z	.389	.389	0 %100
27	M80	X	0	0	0 %100
28	M80	Z	.41	.41	0 %100
29	M84	X	0	0	0 %100
30	M84	Z	0	0	0 %100
31	M85	X	0	0	0 %100
32	M85	Z	.389	.389	0 %100
33	M91	X	0	0	0 %100
34	M91	Z	.41	.41	0 %100
35	M36	X	0	0	0 %100
36	M36	Z	.682	.682	0 %100
37	M37	X	0	0	0 %100
38	M37	Z	.192	.192	0 %100
39	M38	X	0	0	0 %100
40	M38	Z	.192	.192	0 %100
41	M39	X	0	0	0 %100
42	M39	Z	.382	.382	0 %100
43	M40	X	0	0	0 %100
44	M40	Z	.212	.212	0 %100
45	M41	X	0	0	0 %100
46	M41	Z	.85	.85	0 %100
47	M45	X	0	0	0 %100
48	M45	Z	1.147	1.147	0 %100
49	M46A	X	0	0	0 %100
50	M46A	Z	.389	.389	0 %100
51	M48	X	0	0	0 %100
52	M48	Z	.41	.41	0 %100
53	M50A	X	0	0	0 %100
54	M50A	Z	1.147	1.147	0 %100
55	M51C	X	0	0	0 %100
56	M51C	Z	1.558	1.558	0 %100
57	M53	X	0	0	0 %100
58	M53	Z	1.641	1.641	0 %100
59	M60	X	0	0	0 %100
60	M60	Z	.682	.682	0 %100
61	M61	X	0	0	0 %100
62	M61	Z	.192	.192	0 %100
63	M62	X	0	0	0 %100
64	M62	Z	.192	.192	0 %100
65	M63	X	0	0	0 %100
66	M63	Z	.382	.382	0 %100
67	M64	X	0	0	0 %100
68	M64	Z	.85	.85	0 %100
69	M65	X	0	0	0 %100
70	M65	Z	.212	.212	0 %100
71	M69	X	0	0	0 %100
72	M69	Z	1.147	1.147	0 %100
73	M70	X	0	0	0 %100
74	M70	Z	1.558	1.558	0 %100
75	M72	X	0	0	0 %100
76	M72	Z	1.641	1.641	0 %100
77	M74	X	0	0	0 %100
78	M74	Z	1.147	1.147	0 %100

Member Distributed Loads (BLC 71 : Structure Wm (180 Deg)) (Continued)

	Member Label	Direction	Start Magnitude[lb/ft,...	End Magnitude[lb/ft,F...	Start Location[ft, %]	End Location[ft, %]
79	M75	X	0	0	0	%100
80	M75	Z	.389	.389	0	%100
81	M77A	X	0	0	0	%100
82	M77A	Z	.41	.41	0	%100
83	M82A	X	0	0	0	%100
84	M82A	Z	.218	.218	0	%100
85	M83B	X	0	0	0	%100
86	M83B	Z	.218	.218	0	%100
87	MP5A	X	0	0	0	%100
88	MP5A	Z	.605	.605	0	%100
89	MP3C	X	0	0	0	%100
90	MP3C	Z	.733	.733	0	%100
91	MP4C	X	0	0	0	%100
92	MP4C	Z	.605	.605	0	%100
93	MP2C	X	0	0	0	%100
94	MP2C	Z	.605	.605	0	%100
95	MP1C	X	0	0	0	%100
96	MP1C	Z	.605	.605	0	%100
97	MP5C	X	0	0	0	%100
98	MP5C	Z	.605	.605	0	%100
99	MP3B	X	0	0	0	%100
100	MP3B	Z	.733	.733	0	%100
101	MP4B	X	0	0	0	%100
102	MP4B	Z	.605	.605	0	%100
103	MP2B	X	0	0	0	%100
104	MP2B	Z	.605	.605	0	%100
105	MP1B	X	0	0	0	%100
106	MP1B	Z	.605	.605	0	%100
107	MP5B	X	0	0	0	%100
108	MP5B	Z	.605	.605	0	%100
109	M107	X	0	0	0	%100
110	M107	Z	.495	.495	0	%100
111	M108	X	0	0	0	%100
112	M108	Z	.733	.733	0	%100
113	M117	X	0	0	0	%100
114	M117	Z	.206	.206	0	%100
115	M118	X	0	0	0	%100
116	M118	Z	.824	.824	0	%100
117	M119	X	0	0	0	%100
118	M119	Z	.206	.206	0	%100
119	M133A	X	0	0	0	%100
120	M133A	Z	.183	.183	0	%100
121	M134A	X	0	0	0	%100
122	M134A	Z	.183	.183	0	%100

Member Distributed Loads (BLC 72 : Structure Wm (210 Deg))

	Member Label	Direction	Start Magnitude[lb/ft,...	End Magnitude[lb/ft,F...	Start Location[ft, %]	End Location[ft, %]
1	M1	X	-.328	-.328	0	%100
2	M1	Z	.568	.568	0	%100
3	M4	X	-.114	-.114	0	%100
4	M4	Z	.197	.197	0	%100
5	M10	X	-.288	-.288	0	%100
6	M10	Z	.498	.498	0	%100
7	MP3A	X	-.366	-.366	0	%100
8	MP3A	Z	.635	.635	0	%100
9	MP4A	X	-.303	-.303	0	%100



Company :
 Designer :
 Job Number :
 Model Name :

May 3, 2021
 2:06 PM
 Checked By: _____

Member Distributed Loads (BLC 72 : Structure Wm (210 Deg)) (Continued)

	Member Label	Direction	Start Magnitude[lb/ft,...	End Magnitude[lb/ft,F...	Start Location[ft,%]	End Location[ft,%]
10	MP4A	Z	.524	.524	0	%100
11	MP2A	X	-.303	-.303	0	%100
12	MP2A	Z	.524	.524	0	%100
13	MP1A	X	-.303	-.303	0	%100
14	MP1A	Z	.524	.524	0	%100
15	M43	X	-.288	-.288	0	%100
16	M43	Z	.498	.498	0	%100
17	M46	X	-.574	-.574	0	%100
18	M46	Z	.994	.994	0	%100
19	M51B	X	-.319	-.319	0	%100
20	M51B	Z	.552	.552	0	%100
21	M52B	X	0	0	0	%100
22	M52B	Z	0	0	0	%100
23	M76	X	-.191	-.191	0	%100
24	M76	Z	.331	.331	0	%100
25	M77	X	-.584	-.584	0	%100
26	M77	Z	1.012	1.012	0	%100
27	M80	X	-.615	-.615	0	%100
28	M80	Z	1.066	1.066	0	%100
29	M84	X	-.191	-.191	0	%100
30	M84	Z	.331	.331	0	%100
31	M85	X	0	0	0	%100
32	M85	Z	0	0	0	%100
33	M91	X	0	0	0	%100
34	M91	Z	0	0	0	%100
35	M36	X	-.114	-.114	0	%100
36	M36	Z	.197	.197	0	%100
37	M37	X	-.288	-.288	0	%100
38	M37	Z	.498	.498	0	%100
39	M38	X	-.288	-.288	0	%100
40	M38	Z	.498	.498	0	%100
41	M39	X	-.574	-.574	0	%100
42	M39	Z	.994	.994	0	%100
43	M40	X	0	0	0	%100
44	M40	Z	0	0	0	%100
45	M41	X	-.319	-.319	0	%100
46	M41	Z	.552	.552	0	%100
47	M45	X	-.191	-.191	0	%100
48	M45	Z	.331	.331	0	%100
49	M46A	X	0	0	0	%100
50	M46A	Z	0	0	0	%100
51	M48	X	0	0	0	%100
52	M48	Z	0	0	0	%100
53	M50A	X	-.191	-.191	0	%100
54	M50A	Z	.331	.331	0	%100
55	M51C	X	-.584	-.584	0	%100
56	M51C	Z	1.012	1.012	0	%100
57	M53	X	-.615	-.615	0	%100
58	M53	Z	1.066	1.066	0	%100
59	M60	X	-.455	-.455	0	%100
60	M60	Z	.788	.788	0	%100
61	M61	X	0	0	0	%100
62	M61	Z	0	0	0	%100
63	M62	X	0	0	0	%100
64	M62	Z	0	0	0	%100
65	M63	X	0	0	0	%100
66	M63	Z	0	0	0	%100

Member Distributed Loads (BLC 72 : Structure Wm (210 Deg)) (Continued)

Member Label	Direction	Start Magnitude[lb/ft,...	End Magnitude[lb/ft,F...	Start Location[ft, %]	End Location[ft, %]
67	M64	X	-.319	-.319	0 %100
68	M64	Z	.552	.552	0 %100
69	M65	X	-.319	-.319	0 %100
70	M65	Z	.552	.552	0 %100
71	M69	X	-.765	-.765	0 %100
72	M69	Z	1.325	1.325	0 %100
73	M70	X	-.584	-.584	0 %100
74	M70	Z	1.012	1.012	0 %100
75	M72	X	-.615	-.615	0 %100
76	M72	Z	1.066	1.066	0 %100
77	M74	X	-.765	-.765	0 %100
78	M74	Z	1.325	1.325	0 %100
79	M75	X	-.584	-.584	0 %100
80	M75	Z	1.012	1.012	0 %100
81	M77A	X	-.615	-.615	0 %100
82	M77A	Z	1.066	1.066	0 %100
83	M82A	X	-.328	-.328	0 %100
84	M82A	Z	.568	.568	0 %100
85	M83B	X	0	0	0 %100
86	M83B	Z	0	0	0 %100
87	MP5A	X	-.303	-.303	0 %100
88	MP5A	Z	.524	.524	0 %100
89	MP3C	X	-.366	-.366	0 %100
90	MP3C	Z	.635	.635	0 %100
91	MP4C	X	-.303	-.303	0 %100
92	MP4C	Z	.524	.524	0 %100
93	MP2C	X	-.303	-.303	0 %100
94	MP2C	Z	.524	.524	0 %100
95	MP1C	X	-.303	-.303	0 %100
96	MP1C	Z	.524	.524	0 %100
97	MP5C	X	-.303	-.303	0 %100
98	MP5C	Z	.524	.524	0 %100
99	MP3B	X	-.366	-.366	0 %100
100	MP3B	Z	.635	.635	0 %100
101	MP4B	X	-.303	-.303	0 %100
102	MP4B	Z	.524	.524	0 %100
103	MP2B	X	-.303	-.303	0 %100
104	MP2B	Z	.524	.524	0 %100
105	MP1B	X	-.303	-.303	0 %100
106	MP1B	Z	.524	.524	0 %100
107	MP5B	X	-.303	-.303	0 %100
108	MP5B	Z	.524	.524	0 %100
109	M107	X	-.248	-.248	0 %100
110	M107	Z	.429	.429	0 %100
111	M108	X	-.275	-.275	0 %100
112	M108	Z	.476	.476	0 %100
113	M117	X	0	0	0 %100
114	M117	Z	0	0	0 %100
115	M118	X	-.309	-.309	0 %100
116	M118	Z	.535	.535	0 %100
117	M119	X	-.309	-.309	0 %100
118	M119	Z	.535	.535	0 %100
119	M133A	X	-.275	-.275	0 %100
120	M133A	Z	.476	.476	0 %100
121	M134A	X	0	0	0 %100
122	M134A	Z	0	0	0 %100



Company :
 Designer :
 Job Number :
 Model Name :

May 3, 2021
 2:06 PM
 Checked By: _____

Member Distributed Loads (BLC 73 : Structure Wm (240 Deg))

	Member Label	Direction	Start Magnitude[lb/ft,...	End Magnitude[lb/ft,F...	Start Location[ft, %]	End Location[ft, %]
1	M1	X	-.189	-.189	0	%100
2	M1	Z	.109	.109	0	%100
3	M4	X	-.591	-.591	0	%100
4	M4	Z	.341	.341	0	%100
5	M10	X	-.166	-.166	0	%100
6	M10	Z	.096	.096	0	%100
7	MP3A	X	-.635	-.635	0	%100
8	MP3A	Z	.366	.366	0	%100
9	MP4A	X	-.524	-.524	0	%100
10	MP4A	Z	.303	.303	0	%100
11	MP2A	X	-.524	-.524	0	%100
12	MP2A	Z	.303	.303	0	%100
13	MP1A	X	-.524	-.524	0	%100
14	MP1A	Z	.303	.303	0	%100
15	M43	X	-.166	-.166	0	%100
16	M43	Z	.096	.096	0	%100
17	M46	X	-.331	-.331	0	%100
18	M46	Z	.191	.191	0	%100
19	M51B	X	-.736	-.736	0	%100
20	M51B	Z	.425	.425	0	%100
21	M52B	X	-.184	-.184	0	%100
22	M52B	Z	.106	.106	0	%100
23	M76	X	-.994	-.994	0	%100
24	M76	Z	.574	.574	0	%100
25	M77	X	-1.349	-1.349	0	%100
26	M77	Z	.779	.779	0	%100
27	M80	X	-1.421	-1.421	0	%100
28	M80	Z	.82	.82	0	%100
29	M84	X	-.994	-.994	0	%100
30	M84	Z	.574	.574	0	%100
31	M85	X	-.337	-.337	0	%100
32	M85	Z	.195	.195	0	%100
33	M91	X	-.355	-.355	0	%100
34	M91	Z	.205	.205	0	%100
35	M36	X	0	0	0	%100
36	M36	Z	0	0	0	%100
37	M37	X	-.664	-.664	0	%100
38	M37	Z	.383	.383	0	%100
39	M38	X	-.664	-.664	0	%100
40	M38	Z	.383	.383	0	%100
41	M39	X	-1.325	-1.325	0	%100
42	M39	Z	.765	.765	0	%100
43	M40	X	-.184	-.184	0	%100
44	M40	Z	.106	.106	0	%100
45	M41	X	-.184	-.184	0	%100
46	M41	Z	.106	.106	0	%100
47	M45	X	0	0	0	%100
48	M45	Z	0	0	0	%100
49	M46A	X	-.337	-.337	0	%100
50	M46A	Z	.195	.195	0	%100
51	M48	X	-.355	-.355	0	%100
52	M48	Z	.205	.205	0	%100
53	M50A	X	0	0	0	%100
54	M50A	Z	0	0	0	%100
55	M51C	X	-.337	-.337	0	%100
56	M51C	Z	.195	.195	0	%100
57	M53	X	-.355	-.355	0	%100



Company :
 Designer :
 Job Number :
 Model Name :

May 3, 2021
 2:06 PM
 Checked By: _____

Member Distributed Loads (BLC 73 : Structure Wm (240 Deg)) (Continued)

Member Label	Direction	Start Magnitude[lb/ft,...	End Magnitude[lb/ft,F...	Start Location[ft,%]	End Location[ft,%]
58	M53	Z	.205	.205	0 %100
59	M60	X	-.591	-.591	0 %100
60	M60	Z	.341	.341	0 %100
61	M61	X	-.166	-.166	0 %100
62	M61	Z	.096	.096	0 %100
63	M62	X	-.166	-.166	0 %100
64	M62	Z	.096	.096	0 %100
65	M63	X	-.331	-.331	0 %100
66	M63	Z	.191	.191	0 %100
67	M64	X	-.184	-.184	0 %100
68	M64	Z	.106	.106	0 %100
69	M65	X	-.736	-.736	0 %100
70	M65	Z	.425	.425	0 %100
71	M69	X	-.994	-.994	0 %100
72	M69	Z	.574	.574	0 %100
73	M70	X	-.337	-.337	0 %100
74	M70	Z	.195	.195	0 %100
75	M72	X	-.355	-.355	0 %100
76	M72	Z	.205	.205	0 %100
77	M74	X	-.994	-.994	0 %100
78	M74	Z	.574	.574	0 %100
79	M75	X	-1.349	-1.349	0 %100
80	M75	Z	.779	.779	0 %100
81	M77A	X	-1.421	-1.421	0 %100
82	M77A	Z	.82	.82	0 %100
83	M82A	X	-.757	-.757	0 %100
84	M82A	Z	.437	.437	0 %100
85	M83B	X	-.189	-.189	0 %100
86	M83B	Z	.109	.109	0 %100
87	MP5A	X	-.524	-.524	0 %100
88	MP5A	Z	.303	.303	0 %100
89	MP3C	X	-.635	-.635	0 %100
90	MP3C	Z	.366	.366	0 %100
91	MP4C	X	-.524	-.524	0 %100
92	MP4C	Z	.303	.303	0 %100
93	MP2C	X	-.524	-.524	0 %100
94	MP2C	Z	.303	.303	0 %100
95	MP1C	X	-.524	-.524	0 %100
96	MP1C	Z	.303	.303	0 %100
97	MP5C	X	-.524	-.524	0 %100
98	MP5C	Z	.303	.303	0 %100
99	MP3B	X	-.635	-.635	0 %100
100	MP3B	Z	.366	.366	0 %100
101	MP4B	X	-.524	-.524	0 %100
102	MP4B	Z	.303	.303	0 %100
103	MP2B	X	-.524	-.524	0 %100
104	MP2B	Z	.303	.303	0 %100
105	MP1B	X	-.524	-.524	0 %100
106	MP1B	Z	.303	.303	0 %100
107	MP5B	X	-.524	-.524	0 %100
108	MP5B	Z	.303	.303	0 %100
109	M107	X	-.429	-.429	0 %100
110	M107	Z	.248	.248	0 %100
111	M108	X	-.159	-.159	0 %100
112	M108	Z	.092	.092	0 %100
113	M117	X	-.178	-.178	0 %100
114	M117	Z	.103	.103	0 %100

Member Distributed Loads (BLC 73 : Structure Wm (240 Deg)) (Continued)

	Member Label	Direction	Start Magnitude[lb/ft,...	End Magnitude[lb/ft,F...	Start Location[ft, %]	End Location[ft, %]
115	M118	X	-.178	-.178	0	%100
116	M118	Z	.103	.103	0	%100
117	M119	X	-.713	-.713	0	%100
118	M119	Z	.412	.412	0	%100
119	M133A	X	-.635	-.635	0	%100
120	M133A	Z	.366	.366	0	%100
121	M134A	X	-.159	-.159	0	%100
122	M134A	Z	.092	.092	0	%100

Member Distributed Loads (BLC 74 : Structure Wm (270 Deg))

	Member Label	Direction	Start Magnitude[lb/ft,...	End Magnitude[lb/ft,F...	Start Location[ft, %]	End Location[ft, %]
1	M1	X	0	0	0	%100
2	M1	Z	0	0	0	%100
3	M4	X	-.909	-.909	0	%100
4	M4	Z	0	0	0	%100
5	M10	X	0	0	0	%100
6	M10	Z	0	0	0	%100
7	MP3A	X	-.733	-.733	0	%100
8	MP3A	Z	0	0	0	%100
9	MP4A	X	-.605	-.605	0	%100
10	MP4A	Z	0	0	0	%100
11	MP2A	X	-.605	-.605	0	%100
12	MP2A	Z	0	0	0	%100
13	MP1A	X	-.605	-.605	0	%100
14	MP1A	Z	0	0	0	%100
15	M43	X	0	0	0	%100
16	M43	Z	0	0	0	%100
17	M46	X	0	0	0	%100
18	M46	Z	0	0	0	%100
19	M51B	X	-.637	-.637	0	%100
20	M51B	Z	0	0	0	%100
21	M52B	X	-.637	-.637	0	%100
22	M52B	Z	0	0	0	%100
23	M76	X	-1.53	-1.53	0	%100
24	M76	Z	0	0	0	%100
25	M77	X	-1.168	-1.168	0	%100
26	M77	Z	0	0	0	%100
27	M80	X	-1.231	-1.231	0	%100
28	M80	Z	0	0	0	%100
29	M84	X	-1.53	-1.53	0	%100
30	M84	Z	0	0	0	%100
31	M85	X	-1.168	-1.168	0	%100
32	M85	Z	0	0	0	%100
33	M91	X	-1.231	-1.231	0	%100
34	M91	Z	0	0	0	%100
35	M36	X	-.227	-.227	0	%100
36	M36	Z	0	0	0	%100
37	M37	X	-.575	-.575	0	%100
38	M37	Z	0	0	0	%100
39	M38	X	-.575	-.575	0	%100
40	M38	Z	0	0	0	%100
41	M39	X	-1.147	-1.147	0	%100
42	M39	Z	0	0	0	%100
43	M40	X	-.637	-.637	0	%100
44	M40	Z	0	0	0	%100
45	M41	X	0	0	0	%100

Member Distributed Loads (BLC 74 : Structure Wm (270 Deg)) (Continued)

Member Label	Direction	Start Magnitude[lb/ft,...	End Magnitude[lb/ft,F...	Start Location[ft, %]	End Location[ft, %]
46	M41	Z	0	0	%100
47	M45	X	-0.382	-0.382	%100
48	M45	Z	0	0	%100
49	M46A	X	-1.168	-1.168	%100
50	M46A	Z	0	0	%100
51	M48	X	-1.231	-1.231	%100
52	M48	Z	0	0	%100
53	M50A	X	-0.382	-0.382	%100
54	M50A	Z	0	0	%100
55	M51C	X	0	0	%100
56	M51C	Z	0	0	%100
57	M53	X	0	0	%100
58	M53	Z	0	0	%100
59	M60	X	-0.227	-0.227	%100
60	M60	Z	0	0	%100
61	M61	X	-0.575	-0.575	%100
62	M61	Z	0	0	%100
63	M62	X	-0.575	-0.575	%100
64	M62	Z	0	0	%100
65	M63	X	-1.147	-1.147	%100
66	M63	Z	0	0	%100
67	M64	X	0	0	%100
68	M64	Z	0	0	%100
69	M65	X	-0.637	-0.637	%100
70	M65	Z	0	0	%100
71	M69	X	-0.382	-0.382	%100
72	M69	Z	0	0	%100
73	M70	X	0	0	%100
74	M70	Z	0	0	%100
75	M72	X	0	0	%100
76	M72	Z	0	0	%100
77	M74	X	-0.382	-0.382	%100
78	M74	Z	0	0	%100
79	M75	X	-1.168	-1.168	%100
80	M75	Z	0	0	%100
81	M77A	X	-1.231	-1.231	%100
82	M77A	Z	0	0	%100
83	M82A	X	-0.655	-0.655	%100
84	M82A	Z	0	0	%100
85	M83B	X	-0.655	-0.655	%100
86	M83B	Z	0	0	%100
87	MP5A	X	-0.605	-0.605	%100
88	MP5A	Z	0	0	%100
89	MP3C	X	-0.733	-0.733	%100
90	MP3C	Z	0	0	%100
91	MP4C	X	-0.605	-0.605	%100
92	MP4C	Z	0	0	%100
93	MP2C	X	-0.605	-0.605	%100
94	MP2C	Z	0	0	%100
95	MP1C	X	-0.605	-0.605	%100
96	MP1C	Z	0	0	%100
97	MP5C	X	-0.605	-0.605	%100
98	MP5C	Z	0	0	%100
99	MP3B	X	-0.733	-0.733	%100
100	MP3B	Z	0	0	%100
101	MP4B	X	-0.605	-0.605	%100
102	MP4B	Z	0	0	%100

Member Distributed Loads (BLC 74 : Structure Wm (270 Deg)) (Continued)

	Member Label	Direction	Start Magnitude[lb/ft,...	End Magnitude[lb/ft,F...	Start Location[ft, %]	End Location[ft, %]
103	MP2B	X	- .605	- .605	0	%100
104	MP2B	Z	0	0	0	%100
105	MP1B	X	- .605	- .605	0	%100
106	MP1B	Z	0	0	0	%100
107	MP5B	X	- .605	- .605	0	%100
108	MP5B	Z	0	0	0	%100
109	M107	X	- .495	- .495	0	%100
110	M107	Z	0	0	0	%100
111	M108	X	0	0	0	%100
112	M108	Z	0	0	0	%100
113	M117	X	- .618	- .618	0	%100
114	M117	Z	0	0	0	%100
115	M118	X	0	0	0	%100
116	M118	Z	0	0	0	%100
117	M119	X	- .618	- .618	0	%100
118	M119	Z	0	0	0	%100
119	M133A	X	- .55	- .55	0	%100
120	M133A	Z	0	0	0	%100
121	M134A	X	- .55	- .55	0	%100
122	M134A	Z	0	0	0	%100

Member Distributed Loads (BLC 75 : Structure Wm (300 Deg))

	Member Label	Direction	Start Magnitude[lb/ft,...	End Magnitude[lb/ft,F...	Start Location[ft, %]	End Location[ft, %]
1	M1	X	- .189	- .189	0	%100
2	M1	Z	- .109	- .109	0	%100
3	M4	X	- .591	- .591	0	%100
4	M4	Z	- .341	- .341	0	%100
5	M10	X	- .166	- .166	0	%100
6	M10	Z	- .096	- .096	0	%100
7	MP3A	X	- .635	- .635	0	%100
8	MP3A	Z	- .366	- .366	0	%100
9	MP4A	X	- .524	- .524	0	%100
10	MP4A	Z	- .303	- .303	0	%100
11	MP2A	X	- .524	- .524	0	%100
12	MP2A	Z	- .303	- .303	0	%100
13	MP1A	X	- .524	- .524	0	%100
14	MP1A	Z	- .303	- .303	0	%100
15	M43	X	- .166	- .166	0	%100
16	M43	Z	- .096	- .096	0	%100
17	M46	X	- .331	- .331	0	%100
18	M46	Z	- .191	- .191	0	%100
19	M51B	X	- .184	- .184	0	%100
20	M51B	Z	- .106	- .106	0	%100
21	M52B	X	- .736	- .736	0	%100
22	M52B	Z	- .425	- .425	0	%100
23	M76	X	- .994	- .994	0	%100
24	M76	Z	- .574	- .574	0	%100
25	M77	X	- .337	- .337	0	%100
26	M77	Z	- .195	- .195	0	%100
27	M80	X	- .355	- .355	0	%100
28	M80	Z	- .205	- .205	0	%100
29	M84	X	- .994	- .994	0	%100
30	M84	Z	- .574	- .574	0	%100
31	M85	X	- 1.349	- 1.349	0	%100
32	M85	Z	- .779	- .779	0	%100
33	M91	X	- 1.421	- 1.421	0	%100

Member Distributed Loads (BLC 75 : Structure Wm (300 Deg)) (Continued)

Member Label	Direction	Start Magnitude[lb/ft,...	End Magnitude[lb/ft,F...	Start Location[ft, %]	End Location[ft, %]
34	M91	Z	- .82	- .82	0 %100
35	M36	X	- .591	- .591	0 %100
36	M36	Z	- .341	- .341	0 %100
37	M37	X	- .166	- .166	0 %100
38	M37	Z	- .096	- .096	0 %100
39	M38	X	- .166	- .166	0 %100
40	M38	Z	- .096	- .096	0 %100
41	M39	X	- .331	- .331	0 %100
42	M39	Z	- .191	- .191	0 %100
43	M40	X	- .736	- .736	0 %100
44	M40	Z	- .425	- .425	0 %100
45	M41	X	- .184	- .184	0 %100
46	M41	Z	- .106	- .106	0 %100
47	M45	X	- .994	- .994	0 %100
48	M45	Z	- .574	- .574	0 %100
49	M46A	X	- 1.349	- 1.349	0 %100
50	M46A	Z	- .779	- .779	0 %100
51	M48	X	- 1.421	- 1.421	0 %100
52	M48	Z	- .82	- .82	0 %100
53	M50A	X	- .994	- .994	0 %100
54	M50A	Z	- .574	- .574	0 %100
55	M51C	X	- .337	- .337	0 %100
56	M51C	Z	- .195	- .195	0 %100
57	M53	X	- .355	- .355	0 %100
58	M53	Z	- .205	- .205	0 %100
59	M60	X	0	0	0 %100
60	M60	Z	0	0	0 %100
61	M61	X	- .664	- .664	0 %100
62	M61	Z	- .383	- .383	0 %100
63	M62	X	- .664	- .664	0 %100
64	M62	Z	- .383	- .383	0 %100
65	M63	X	- 1.325	- 1.325	0 %100
66	M63	Z	- .765	- .765	0 %100
67	M64	X	- .184	- .184	0 %100
68	M64	Z	- .106	- .106	0 %100
69	M65	X	- .184	- .184	0 %100
70	M65	Z	- .106	- .106	0 %100
71	M69	X	0	0	0 %100
72	M69	Z	0	0	0 %100
73	M70	X	- .337	- .337	0 %100
74	M70	Z	- .195	- .195	0 %100
75	M72	X	- .355	- .355	0 %100
76	M72	Z	- .205	- .205	0 %100
77	M74	X	0	0	0 %100
78	M74	Z	0	0	0 %100
79	M75	X	- .337	- .337	0 %100
80	M75	Z	- .195	- .195	0 %100
81	M77A	X	- .355	- .355	0 %100
82	M77A	Z	- .205	- .205	0 %100
83	M82A	X	- .189	- .189	0 %100
84	M82A	Z	- .109	- .109	0 %100
85	M83B	X	- .757	- .757	0 %100
86	M83B	Z	- .437	- .437	0 %100
87	MP5A	X	- .524	- .524	0 %100
88	MP5A	Z	- .303	- .303	0 %100
89	MP3C	X	- .635	- .635	0 %100
90	MP3C	Z	- .366	- .366	0 %100

Member Distributed Loads (BLC 75 : Structure Wm (300 Deg)) (Continued)

	Member Label	Direction	Start Magnitude[lb/ft,...	End Magnitude[lb/ft,F...	Start Location[ft, %]	End Location[ft, %]
91	MP4C	X	-.524	-.524	0	%100
92	MP4C	Z	-.303	-.303	0	%100
93	MP2C	X	-.524	-.524	0	%100
94	MP2C	Z	-.303	-.303	0	%100
95	MP1C	X	-.524	-.524	0	%100
96	MP1C	Z	-.303	-.303	0	%100
97	MP5C	X	-.524	-.524	0	%100
98	MP5C	Z	-.303	-.303	0	%100
99	MP3B	X	-.635	-.635	0	%100
100	MP3B	Z	-.366	-.366	0	%100
101	MP4B	X	-.524	-.524	0	%100
102	MP4B	Z	-.303	-.303	0	%100
103	MP2B	X	-.524	-.524	0	%100
104	MP2B	Z	-.303	-.303	0	%100
105	MP1B	X	-.524	-.524	0	%100
106	MP1B	Z	-.303	-.303	0	%100
107	MP5B	X	-.524	-.524	0	%100
108	MP5B	Z	-.303	-.303	0	%100
109	M107	X	-.429	-.429	0	%100
110	M107	Z	-.248	-.248	0	%100
111	M108	X	-.159	-.159	0	%100
112	M108	Z	-.092	-.092	0	%100
113	M117	X	-.713	-.713	0	%100
114	M117	Z	-.412	-.412	0	%100
115	M118	X	-.178	-.178	0	%100
116	M118	Z	-.103	-.103	0	%100
117	M119	X	-.178	-.178	0	%100
118	M119	Z	-.103	-.103	0	%100
119	M133A	X	-.159	-.159	0	%100
120	M133A	Z	-.092	-.092	0	%100
121	M134A	X	-.635	-.635	0	%100
122	M134A	Z	-.366	-.366	0	%100

Member Distributed Loads (BLC 76 : Structure Wm (330 Deg))

	Member Label	Direction	Start Magnitude[lb/ft,...	End Magnitude[lb/ft,F...	Start Location[ft, %]	End Location[ft, %]
1	M1	X	-.328	-.328	0	%100
2	M1	Z	-.568	-.568	0	%100
3	M4	X	-.114	-.114	0	%100
4	M4	Z	-.197	-.197	0	%100
5	M10	X	-.288	-.288	0	%100
6	M10	Z	-.498	-.498	0	%100
7	MP3A	X	-.366	-.366	0	%100
8	MP3A	Z	-.635	-.635	0	%100
9	MP4A	X	-.303	-.303	0	%100
10	MP4A	Z	-.524	-.524	0	%100
11	MP2A	X	-.303	-.303	0	%100
12	MP2A	Z	-.524	-.524	0	%100
13	MP1A	X	-.303	-.303	0	%100
14	MP1A	Z	-.524	-.524	0	%100
15	M43	X	-.288	-.288	0	%100
16	M43	Z	-.498	-.498	0	%100
17	M46	X	-.574	-.574	0	%100
18	M46	Z	-.994	-.994	0	%100
19	M51B	X	0	0	0	%100
20	M51B	Z	0	0	0	%100
21	M52B	X	-.319	-.319	0	%100



Company :
 Designer :
 Job Number :
 Model Name :

May 3, 2021
 2:06 PM
 Checked By: _____

Member Distributed Loads (BLC 76 : Structure Wm (330 Deg)) (Continued)

Member Label	Direction	Start Magnitude[lb/ft,...	End Magnitude[lb/ft,F...	Start Location[ft, %]	End Location[ft, %]
22	M52B	Z	-.552	-.552	0 %100
23	M76	X	-.191	-.191	0 %100
24	M76	Z	-.331	-.331	0 %100
25	M77	X	0	0	0 %100
26	M77	Z	0	0	0 %100
27	M80	X	0	0	0 %100
28	M80	Z	0	0	0 %100
29	M84	X	-.191	-.191	0 %100
30	M84	Z	-.331	-.331	0 %100
31	M85	X	-.584	-.584	0 %100
32	M85	Z	-1.012	-1.012	0 %100
33	M91	X	-.615	-.615	0 %100
34	M91	Z	-1.066	-1.066	0 %100
35	M36	X	-.455	-.455	0 %100
36	M36	Z	-.788	-.788	0 %100
37	M37	X	0	0	0 %100
38	M37	Z	0	0	0 %100
39	M38	X	0	0	0 %100
40	M38	Z	0	0	0 %100
41	M39	X	0	0	0 %100
42	M39	Z	0	0	0 %100
43	M40	X	-.319	-.319	0 %100
44	M40	Z	-.552	-.552	0 %100
45	M41	X	-.319	-.319	0 %100
46	M41	Z	-.552	-.552	0 %100
47	M45	X	-.765	-.765	0 %100
48	M45	Z	-1.325	-1.325	0 %100
49	M46A	X	-.584	-.584	0 %100
50	M46A	Z	-1.012	-1.012	0 %100
51	M48	X	-.615	-.615	0 %100
52	M48	Z	-1.066	-1.066	0 %100
53	M50A	X	-.765	-.765	0 %100
54	M50A	Z	-1.325	-1.325	0 %100
55	M51C	X	-.584	-.584	0 %100
56	M51C	Z	-1.012	-1.012	0 %100
57	M53	X	-.615	-.615	0 %100
58	M53	Z	-1.066	-1.066	0 %100
59	M60	X	-.114	-.114	0 %100
60	M60	Z	-.197	-.197	0 %100
61	M61	X	-.288	-.288	0 %100
62	M61	Z	-.498	-.498	0 %100
63	M62	X	-.288	-.288	0 %100
64	M62	Z	-.498	-.498	0 %100
65	M63	X	-.574	-.574	0 %100
66	M63	Z	-.994	-.994	0 %100
67	M64	X	-.319	-.319	0 %100
68	M64	Z	-.552	-.552	0 %100
69	M65	X	0	0	0 %100
70	M65	Z	0	0	0 %100
71	M69	X	-.191	-.191	0 %100
72	M69	Z	-.331	-.331	0 %100
73	M70	X	-.584	-.584	0 %100
74	M70	Z	-1.012	-1.012	0 %100
75	M72	X	-.615	-.615	0 %100
76	M72	Z	-1.066	-1.066	0 %100
77	M74	X	-.191	-.191	0 %100
78	M74	Z	-.331	-.331	0 %100

Member Distributed Loads (BLC 76 : Structure Wm (330 Deg)) (Continued)

	Member Label	Direction	Start Magnitude[lb/ft,...	End Magnitude[lb/ft,F...	Start Location[ft, %]	End Location[ft, %]
79	M75	X	0	0	0	%100
80	M75	Z	0	0	0	%100
81	M77A	X	0	0	0	%100
82	M77A	Z	0	0	0	%100
83	M82A	X	0	0	0	%100
84	M82A	Z	0	0	0	%100
85	M83B	X	-.328	-.328	0	%100
86	M83B	Z	-.568	-.568	0	%100
87	MP5A	X	-.303	-.303	0	%100
88	MP5A	Z	-.524	-.524	0	%100
89	MP3C	X	-.366	-.366	0	%100
90	MP3C	Z	-.635	-.635	0	%100
91	MP4C	X	-.303	-.303	0	%100
92	MP4C	Z	-.524	-.524	0	%100
93	MP2C	X	-.303	-.303	0	%100
94	MP2C	Z	-.524	-.524	0	%100
95	MP1C	X	-.303	-.303	0	%100
96	MP1C	Z	-.524	-.524	0	%100
97	MP5C	X	-.303	-.303	0	%100
98	MP5C	Z	-.524	-.524	0	%100
99	MP3B	X	-.366	-.366	0	%100
100	MP3B	Z	-.635	-.635	0	%100
101	MP4B	X	-.303	-.303	0	%100
102	MP4B	Z	-.524	-.524	0	%100
103	MP2B	X	-.303	-.303	0	%100
104	MP2B	Z	-.524	-.524	0	%100
105	MP1B	X	-.303	-.303	0	%100
106	MP1B	Z	-.524	-.524	0	%100
107	MP5B	X	-.303	-.303	0	%100
108	MP5B	Z	-.524	-.524	0	%100
109	M107	X	-.248	-.248	0	%100
110	M107	Z	-.429	-.429	0	%100
111	M108	X	-.275	-.275	0	%100
112	M108	Z	-.476	-.476	0	%100
113	M117	X	-.309	-.309	0	%100
114	M117	Z	-.535	-.535	0	%100
115	M118	X	-.309	-.309	0	%100
116	M118	Z	-.535	-.535	0	%100
117	M119	X	0	0	0	%100
118	M119	Z	0	0	0	%100
119	M133A	X	0	0	0	%100
120	M133A	Z	0	0	0	%100
121	M134A	X	-.275	-.275	0	%100
122	M134A	Z	-.476	-.476	0	%100

Member Distributed Loads (BLC 81 : BLC 39 Transient Area Loads)

	Member Label	Direction	Start Magnitude[lb/ft,...	End Magnitude[lb/ft,F...	Start Location[ft, %]	End Location[ft, %]
1	M51B	Y	-1.837	-4.549	0	.885
2	M51B	Y	-4.549	-7.376	.885	1.771
3	M51B	Y	-7.376	-8.739	1.771	2.656
4	M51B	Y	-8.739	-7.006	2.656	3.541
5	M51B	Y	-7.006	-3.755	3.541	4.426
6	M52B	Y	-3.755	-6.977	0	.885
7	M52B	Y	-6.977	-8.666	.885	1.771
8	M52B	Y	-8.666	-7.232	1.771	2.656
9	M52B	Y	-7.232	-4.352	2.656	3.541

Member Distributed Loads (BLC 81 : BLC 39 Transient Area Loads) (Continued)

	Member Label	Direction	Start Magnitude[lb/ft,...	End Magnitude[lb/ft,F...	Start Location[ft, %]	End Location[ft, %]
10	M52B	Y	-4.352	-1.619	3.541	4.426
11	M40	Y	-1.619	-4.352	0	.885
12	M40	Y	-4.352	-7.232	.885	1.771
13	M40	Y	-7.232	-8.666	1.771	2.656
14	M40	Y	-8.666	-6.977	2.656	3.541
15	M40	Y	-6.977	-3.756	3.541	4.426
16	M41	Y	-3.756	-7.006	0	.885
17	M41	Y	-7.006	-8.739	.885	1.771
18	M41	Y	-8.739	-7.376	1.771	2.656
19	M41	Y	-7.376	-4.549	2.656	3.541
20	M41	Y	-4.549	-1.837	3.541	4.426
21	M64	Y	-1.837	-4.551	0	.885
22	M64	Y	-4.551	-7.379	.885	1.771
23	M64	Y	-7.379	-8.74	1.771	2.656
24	M64	Y	-8.74	-7.005	2.656	3.541
25	M64	Y	-7.005	-3.756	3.541	4.426
26	M65	Y	-3.756	-6.977	0	.885
27	M65	Y	-6.977	-8.665	.885	1.771
28	M65	Y	-8.665	-7.229	1.771	2.656
29	M65	Y	-7.229	-4.351	2.656	3.541
30	M65	Y	-4.351	-1.621	3.541	4.426

Member Distributed Loads (BLC 82 : BLC 40 Transient Area Loads)

	Member Label	Direction	Start Magnitude[lb/ft,...	End Magnitude[lb/ft,F...	Start Location[ft, %]	End Location[ft, %]
1	M51B	Y	-3.513	-8.698	0	.885
2	M51B	Y	-8.698	-14.102	.885	1.771
3	M51B	Y	-14.102	-16.709	1.771	2.656
4	M51B	Y	-16.709	-13.396	2.656	3.541
5	M51B	Y	-13.396	-7.179	3.541	4.426
6	M52B	Y	-7.179	-13.34	0	.885
7	M52B	Y	-13.34	-16.568	.885	1.771
8	M52B	Y	-16.568	-13.826	1.771	2.656
9	M52B	Y	-13.826	-8.321	2.656	3.541
10	M52B	Y	-8.321	-3.095	3.541	4.426
11	M40	Y	-3.095	-8.321	0	.885
12	M40	Y	-8.321	-13.826	.885	1.771
13	M40	Y	-13.826	-16.568	1.771	2.656
14	M40	Y	-16.568	-13.34	2.656	3.541
15	M40	Y	-13.34	-7.182	3.541	4.426
16	M41	Y	-7.182	-13.396	0	.885
17	M41	Y	-13.396	-16.709	.885	1.771
18	M41	Y	-16.709	-14.102	1.771	2.656
19	M41	Y	-14.102	-8.698	2.656	3.541
20	M41	Y	-8.698	-3.513	3.541	4.426
21	M64	Y	-3.513	-8.701	0	.885
22	M64	Y	-8.701	-14.109	.885	1.771
23	M64	Y	-14.109	-16.71	1.771	2.656
24	M64	Y	-16.71	-13.393	2.656	3.541
25	M64	Y	-13.393	-7.181	3.541	4.426
26	M65	Y	-7.181	-13.339	0	.885
27	M65	Y	-13.339	-16.566	.885	1.771
28	M65	Y	-16.566	-13.822	1.771	2.656
29	M65	Y	-13.822	-8.319	2.656	3.541
30	M65	Y	-8.319	-3.099	3.541	4.426



Company :
 Designer :
 Job Number :
 Model Name :

May 3, 2021
 2:06 PM
 Checked By: _____

Envelope AISC 15th(360-16): LRFD Steel Code Checks (Continued)

Member	Shape	Code Check	Loc[ft]	LC	Shear	...	Loc[ft]	Dir	LC	phi*Pnc [l..	phi*Pnt [lb]	phi*Mn y-...	phi*Mn z-...	Cb	Eqn
30	M60	HSS4X4X4	.379	0	17	.121	0	y	29	97235.187	106155	12.311	12.311	3...	H1-1b
31	M61	HSS4X4X4	.222	2.375	18	.081	2.375	y	17	104265.3...	106155	12.311	12.311	1...	H1-1b
32	M62	HSS4X4X4	.212	0	16	.074	0	y	17	104265.3...	106155	12.311	12.311	1...	H1-1b
33	M63	PL1/2x6	.262	.516	11	.104	0	y	15	66009.234	97200	1.012	12.15	1...	H1-1b
34	M64	L2x2x3	.179	0	6	.013	4.426	y	20	8748.263	22743	.542	1.052	1...	H2-1
35	M65	L2x2x3	.157	4.426	4	.013	0	y	13	8748.263	22743	.542	1.054	1...	H2-1
36	M69	PL3/8x6	.243	0	2	.240	0	y	22	68744.565	70875	.554	8.859	1...	H1-1b
37	M70	PL3/8x6	.363	.167	12	.535	0	y	17	69630.374	70875	.554	8.859	1...	H1-1b
38	M72	PL1/2x6	.071	.112	5	.053	0	y	49	96757.507	97200	1.012	12.15	1...	H1-1b
39	M74	PL3/8x6	.209	0	5	.297	0	y	24	68744.565	70875	.554	8.859	1...	H1-1b
40	M75	PL3/8x6	.334	.167	11	.509	0	y	17	69630.374	70875	.554	8.859	1...	H1-1b
41	M77A	PL1/2x6	.080	.112	5	.045	.112	y	1	96757.507	97200	1.012	12.15	1...	H1-1b
42	M82A	PIPE 3.0	.117	7.996	15	.087	4.457		3	27936.207	65205	5.749	5.749	2...	H1-1b
43	M83B	PIPE 3.0	.116	7.996	23	.089	4.457		11	27936.207	65205	5.749	5.749	2...	H1-1b
44	MP5A	PIPE 2.0	.149	3.688	5	.094	1.25		6	20866.733	32130	1.872	1.872	1...	H1-1b
45	MP3C	PIPE 2.5	.176	3.688	12	.048	3.688		3	37773.818	50715	3.596	3.596	2...	H1-1b
46	MP4C	PIPE 2.0	.212	3.688	1	.088	1.25		3	20866.733	32130	1.872	1.872	1...	H1-1b
47	MP2C	PIPE 2.0	.308	3.688	5	.123	3.75		1	20866.733	32130	1.872	1.872	1...	H1-1b
48	MP1C	PIPE 2.0	.192	3.688	5	.093	1.563		3	20866.733	32130	1.872	1.872	2...	H1-1b
49	MP5C	PIPE 2.0	.148	3.688	1	.099	1.25		2	20866.733	32130	1.872	1.872	1.9	H1-1b
50	MP3B	PIPE 2.5	.172	3.688	8	.049	3.688		9	37773.818	50715	3.596	3.596	1...	H1-1b
51	MP4B	PIPE 2.0	.211	3.688	9	.081	1.25		11	20866.733	32130	1.872	1.872	1...	H1-1b
52	MP2B	PIPE 2.0	.299	3.688	1	.123	3.75		8	20866.733	32130	1.872	1.872	1...	H1-1b
53	MP1B	PIPE 2.0	.189	3.688	1	.099	1.25		11	20866.733	32130	1.872	1.872	2...	H1-1b
54	MP5B	PIPE 2.0	.148	3.688	9	.095	1.25		11	20866.733	32130	1.872	1.872	2...	H1-1b
55	M107	PIPE 2.0	.117	2.5	12	.018	2.5		12	28843.414	32130	1.872	1.872	2...	H1-1b
56	M108	PIPE 2.5	.127	4.063	8	.082	.813		6	13460.421	50715	3.596	3.596	1...	H1-1b
57	M117	L3X3X4	.215	1.143	7	.047	0	z	2	45324.609	46656	1.688	3.756	1...	H2-1
58	M118	L3X3X4	.205	1.143	3	.047	0	z	10	45324.609	46656	1.688	3.756	1...	H2-1
59	M119	L3X3X4	.213	1.143	11	.047	0	z	6	45324.609	46656	1.688	3.756	1...	H2-1
60	M133A	PIPE 2.5	.128	4.063	4	.080	.813		3	13460.421	50715	3.596	3.596	1...	H1-1b
61	M134A	PIPE 2.5	.127	4.063	12	.083	.813		10	13460.421	50715	3.596	3.596	1.8	H1-1b

Mount Desktop – Post Modification Inspection (PMI) Report Requirements

Documents & Photos Required from Contractor – **Passing Mount Analysis**

Purpose – to provide Maser Consulting the proper documentation in order to complete the required Mount Desktop review of the Post Modification Inspection Report.

- Contractor is responsible for making certain the photos provided as noted below provide confirmation that the installation was completed in accordance with this Passing Mount Analysis.
- Contractor shall relay any data that can impact the performance of the mount, this includes safety issues.



Base Requirements:







- Any special photos outside of the standard requirements will be indicated on the passing MA
- Verification that loading is as communicated in the Passing Mount Analysis. NOTE If loading is different than what is conveyed contact Maser Consulting immediately.
- Each photo should be time and date stamped
- Photos should be high resolution and submitted in a Zip File and should be organized in the file structure as depicted in Schedule A attached.
- Contractor shall ensure that the safety climb wire rope is supported and not adversely impacted by the install of the modification components. This may involve the install of wire rope guides, or other items to protect the wire rope.
- The photos in the file structure should be uploaded to <https://pmi.vzsmart.com> as depicted on the drawings








Photo Requirements:


- Base and “During Installation Photos”
 - Base pictures include
 - Photo of Gate Signs showing the tower owner, site name, and number
 - Photo of carrier shelter showing the carrier site name and number if available
 - Photos of the galvanizing compound and/or paint used (if applicable), clearly showing the label and name
 - “During Installation Photos if provided - must be placed only in this folder
- Photos taken at ground level
 - Overall tower structure before and after installation of the equipment modifications
 - Photos of the appropriate mount before and after installation of the modifications; if the mounts are at different rad elevations, pictures must be provided for all elevations that the modifications were installed
- Photos taken at Mount Elevation
 - Photos showing each individual sector before and also after installation of equipment.


Schedule A – Photo & Document File Structure

-  VzW Site Number / Name
 -  Base & “During Installation” Photos

 -  Pre-Installation Photos
 -  Alpha
 -  Beta
 -  Gamma
 -  Ground Level
 -  Tape Drop

 -  Post-Installation Photos
 -  Alpha
 -  Beta
 -  Gamma
 -  Ground Level
 -  Tape Drop
 -  Photos of climbing facility and safety climb – If Present

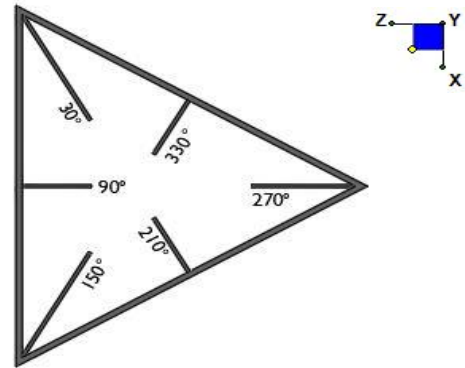
-  Certifications – Submission of this document including certifications

-  Specific Required Additional Photos

I. Mount-to-Tower Connection Check

RISA Model Data

Nodes (labeled per RISA)	Orientation (per graphic of typical platform)
N3	270
N53A	30
N82	150



TYPICAL PLATFORM

Tower Connection Bolt Checks

Any moment resistance?:

Bolt Quantity per Reaction:

d_x (in) (Delta X of typ. bolt config. sketch):

d_y (in) (Delta Y of typ. bolt config. sketch):

Bolt Type:

Bolt Diameter (in):

Required Tensile Strength (kips):

Required Shear Strength (kips):

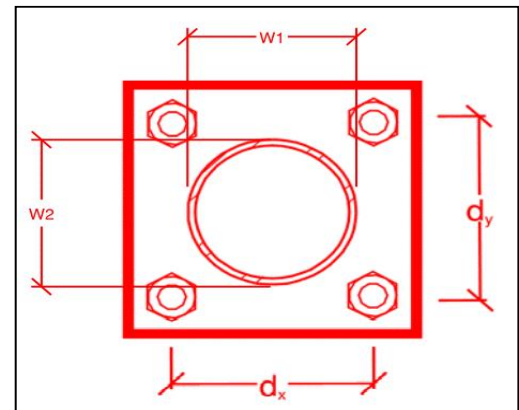
Tensile Strength / bolt (kips):

Shear Strength / bolt (kips):

Tensile Capacity Overall:

Shear Capacity Overall:

yes
4
8
8
A307
0.5
14.6
3.7
6.4
3.8
57.1%*
23.8%



*Note: Tension reduction not required if tension or shear capacity < 30%

Tower Connection Plate and Weld Check

Connecting Standoff Member Shape:

Plate Width (in):

Plate Height (in):

W1 (in):

W2 (in):

Fy (ksi, plate):

t_{plate} (in):

Weld Size (1/16 in):

$\Phi \cdot R_n$ (kip/in):

Required Weld Strength (kip/in):

Plate Bending Capacity:

Weld Capacity:

Rect
10
10
4
4
36
0.6
6
8.35
2.68
50.3%
32.1%

Max Plate Bending Strengths

$M_{u_{xx}}$ (kip-in):	14.6
$\Phi \cdot M_{n_{xx}}$ (kip-in):	29.2
$M_{u_{yy}}$ (kip-in):	0.0
$\Phi \cdot M_{n_{yy}}$ (kip-in):	29.2

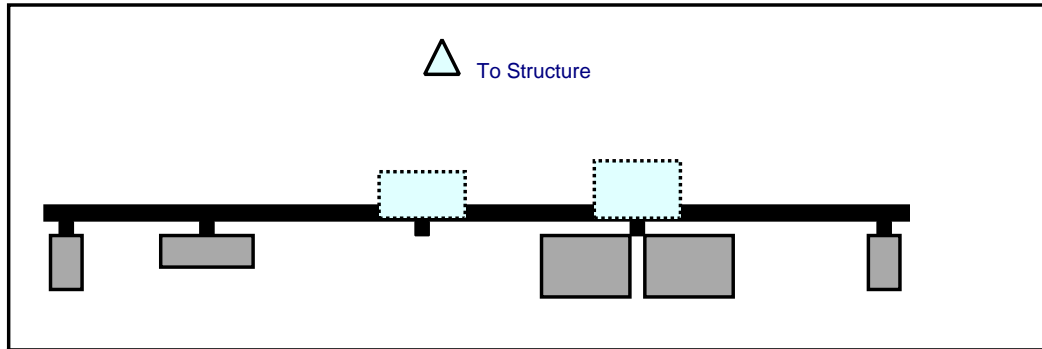
Sector: A
 Structure Type: Self Support
 Mount Elev: 112.50

5/3/2021

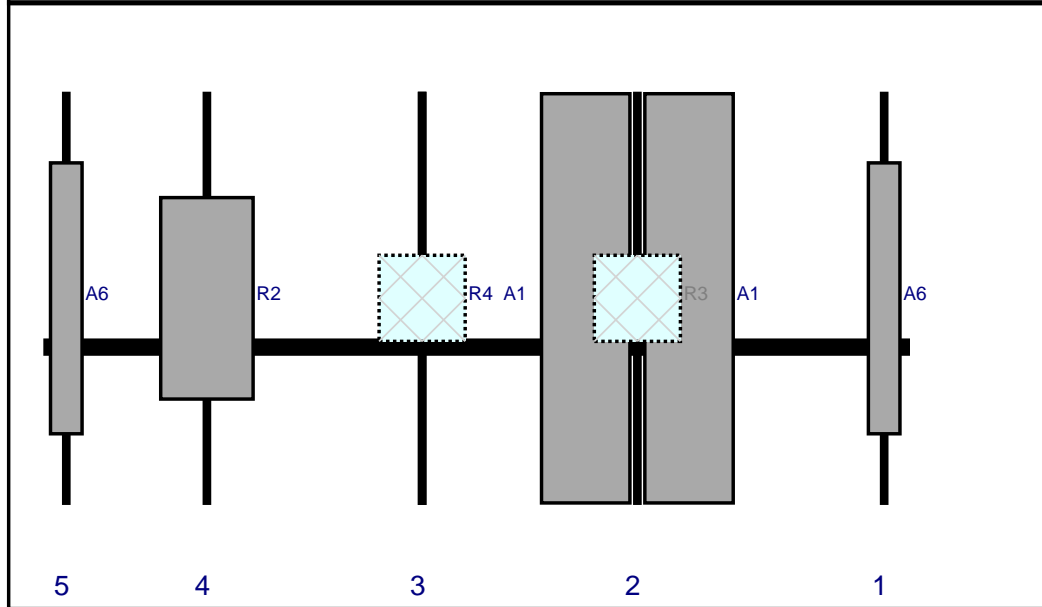


Page: 1

Plan View



Front View
 Looking at Structure



Ref#	Model	Height (in)	Width (in)	H Dist Frm L.	Pipe #	Pipe Pos V	Ant Pos	C. Ant Frm T.	Ant H Off	Status	Validation
A6	LPA80090/4CF	47.2	5.5	146.5	1	a	Front	36	0	Retained	02/17/2021
A1	MX06FRO660-03	71.3	15.4	103.5	2	a	Front	36	9	Added	
A1	MX06FRO660-03	71.3	15.4	103.5	2	b	Front	36	-9	Added	
R3	B2/B66A RRH-BR049	15	15	103.5	2	a	Behind	36	0	Added	
R4	B5/B13 RRH-BR04C	15	15	66	3	a	Behind	36	0	Added	
R2	MT6407-77A	35.1	16.1	28.5	4	a	Front	36	0	Added	
A6	LPA80090/4CF	47.2	5.5	4	5	a	Front	36	0	Retained	02/17/2021

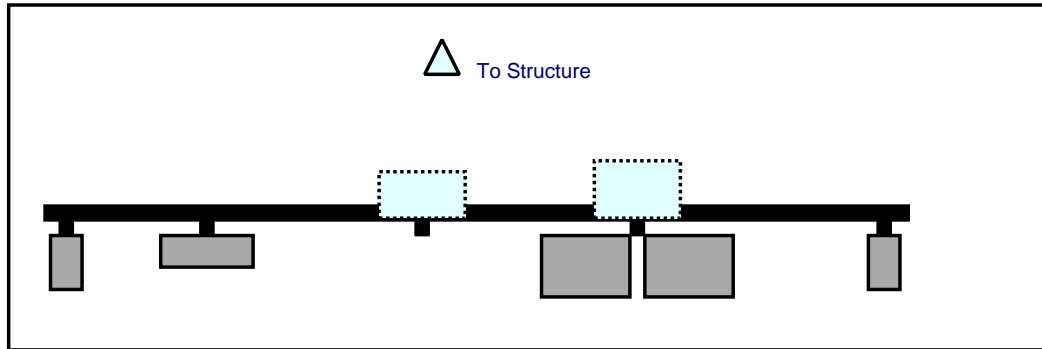
Sector: **B**
 Structure Type: Self Support
 Mount Elev: 112.50

5/3/2021

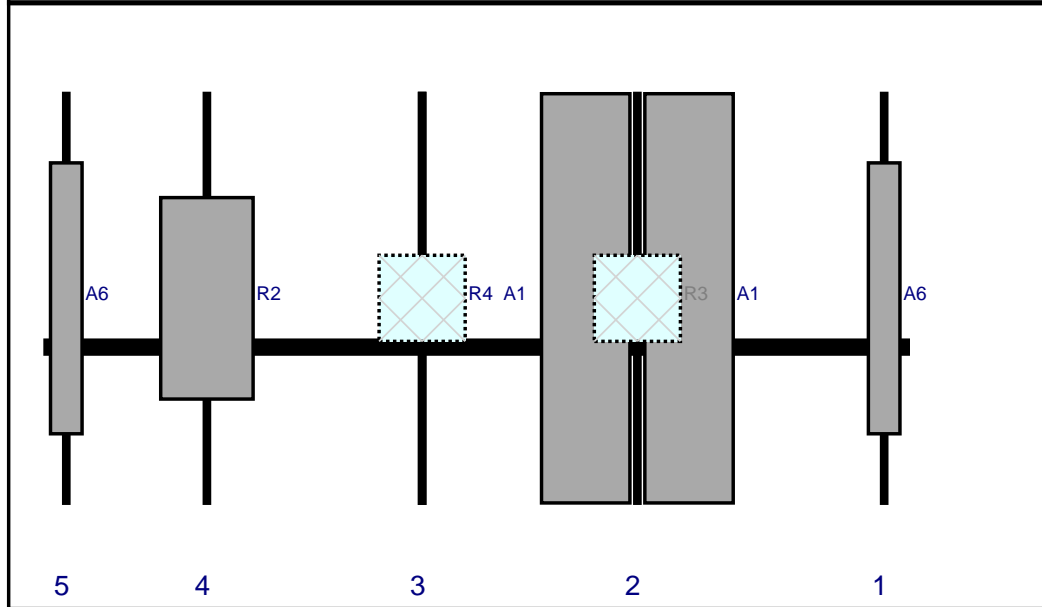


Page: 2

Plan View



Front View
Looking at Structure



Ref#	Model	Height (in)	Width (in)	H Dist Frm L.	Pipe #	Pipe Pos V	Ant Pos	C. Ant Frm T.	Ant H Off	Status	Validation
A6	LPA80090/4CF	47.2	5.5	146.5	1	a	Front	36	0	Retained	02/17/2021
A1	MX06FRO660-03	71.3	15.4	103.5	2	a	Front	36	9	Added	
A1	MX06FRO660-03	71.3	15.4	103.5	2	b	Front	36	-9	Added	
R3	B2/B66A RRH-BR049	15	15	103.5	2	a	Behind	36	0	Added	
R4	B5/B13 RRH-BR04C	15	15	66	3	a	Behind	36	0	Added	
R2	MT6407-77A	35.1	16.1	28.5	4	a	Front	36	0	Added	
A6	LPA80090/4CF	47.2	5.5	4	5	a	Front	36	0	Retained	02/17/2021

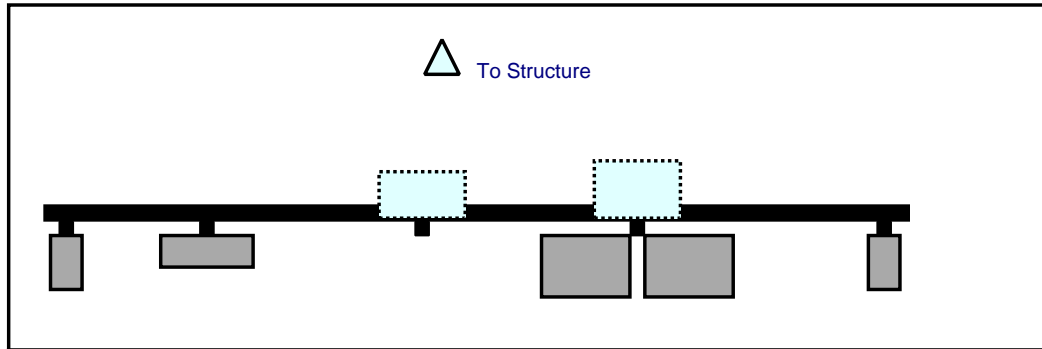
Sector: C
 Structure Type: Self Support
 Mount Elev: 112.50

5/3/2021

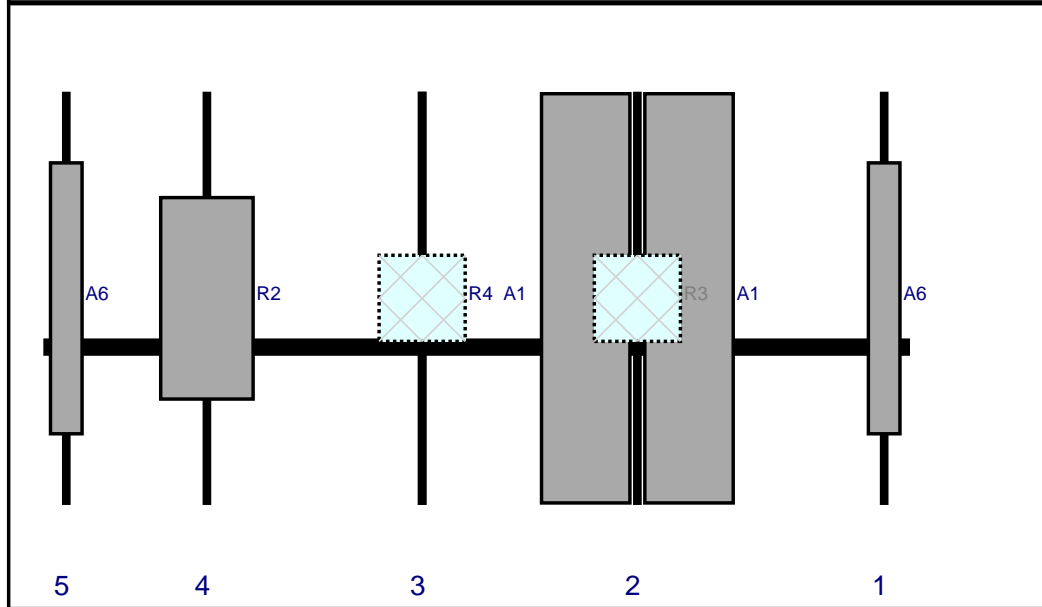


Page: 3

Plan View



Front View
Looking at Structure



Ref#	Model	Height (in)	Width (in)	H Dist Frm L.	Pipe #	Pipe Pos V	Ant Pos	C. Ant Frm T.	Ant H Off	Status	Validation
A6	LPA80090/4CF	47.2	5.5	146.5	1	a	Front	36	0	Retained	02/17/2021
A1	MX06FRO660-03	71.3	15.4	103.5	2	a	Front	36	9	Added	
A1	MX06FRO660-03	71.3	15.4	103.5	2	b	Front	36	-9	Added	
R3	B2/B66A RRH-BR049	15	15	103.5	2	a	Behind	36	0	Added	
R4	B5/B13 RRH-BR04C	15	15	66	3	a	Behind	36	0	Added	
R2	MT6407-77A	35.1	16.1	28.5	4	a	Front	36	0	Added	
A6	LPA80090/4CF	47.2	5.5	4	5	a	Front	36	0	Retained	02/17/2021

Maser Consulting Connecticut

Subject*TIA-222-H Usage***Site Information**

Site ID: 467612-VZW / MILFORD 3 CT
Site Name: Milford 3 CT
Carrier Name: Verizon Wireless
Address: 10 Bona St.
Milford, Connecticut 06461
New Haven County
Latitude: 41.220083°
Longitude: -73.077389°

Structure Information

Tower Type: Monopole
Mount Type: 12.58-Ft Platform Mount

To Whom It May Concern,

We respectfully submit the above referenced Antenna Mount Structural Analysis report in conformance with ANSI/TIA-222-H, Structural Standard for Antenna Supporting Structures and Antennas and Small Wind Turbine Support Structures.

The 2015 International Building Code states that, in Section 3108, telecommunication towers shall be designed and constructed in accordance with the provisions of TIA-222. TIA-222-H is the latest revision of the TIA-222 Standard, effective as of January 01, 2018.

As with all ANSI standards and engineering best practice is to apply the most current revision of the standard. This ensures the engineer is applying all updates. As an example, the TIA-222-H Standard includes updates to bring it in line with the latest AISC and ACI standards and it also incorporates the latest wind speed maps by ASCE 7 based on updated studies of the wind data.

The TIA-222-H standard clarifies these specific requirements for the antenna mount analysis such as modeling methods, seismic analysis, 30-degree increment wind directions and maintenance loading. Therefore, it is our opinion that TIA-222-H is the most appropriate standard for antenna mount structural analysis and is acceptable for use at this site to ensure the engineer is taking into account the most current engineering standard available.

Sincerely,

Alec S. Norris, PE
Project Manager