



October 4, 2022

**VIA ELECTRONIC MAIL**

Melanie A. Bachman, Executive Director

Connecticut Siting Council

10 Franklin Square

New Britain, CT 06051

**RE: CSC Approval EM-CING-036-200319 CTL05392 Deep River East**

Generator Installation 10 Pent Road, Deep River, Connecticut

Dear Ms. Bachman,

The purpose of this letter is to notify the Siting Council that construction activity associated with the above-referenced decisions has been completed.

If you have any questions or need any additional information regarding this facility, please do not hesitate to contact me.

Sincerely,

Catherine Conklin

Site Acquisition Specialist

General Dynamics Wireless Services

2586 Industry Lane, Ste. 100

Norristown, Pa 19403

(202) 568-0437 phone

[catherine.conklin@qdit.com](mailto:catherine.conklin@qdit.com)

**GENERAL DYNAMICS**  
Information Technology

## Generator Contractor Notice of Completion

I, Susan Snyder, confirm that the awarded scope of work at site MANSFIELD 10071107 is complete, and all work meets industry standards and jurisdictional code requirements. All required inspections were completed, and all permits are closed. Please find the required notice of completion form with photos, etc. attached for your review and acceptance.

GC Signature *Susan Snyder*

Site Xitor ID 10012101908

Project Xitor ID 10016863423

Workflow ID \_\_\_\_\_

## Generator Contractor Notice of Completion

General Site Information	
FA Number	10071107
Address Line 1	230 CLOVER MILL ROAD
Address Line 2	
City, State, Zip	STORRS MANSFIELD, CT 06268

Contractor Information	
Contractor Name	SUPERIOR WIRELESS SERVICES, LLC
PM or POC	SUSAN SNYDER
Phone Number	413-281-3303
Email Address	SSNYDER@SUPERIORWIRELESSSERVI

Final Accounting	
Base PO Amount	
Approved Work Authorizations	
Total Due at Final Acceptance	
Release of Liens	

**Documentation**

**Daily CHA Forms (zipped)**



**Permits Closed Out**

**Fuel Receipt (if applicable)**
























**Redline CDs**









**Pre-Start Checklist**

## Notice of Completion - Photos

<u>General Site Information</u>		
Item #	Description	Photo
<b>C1-GD</b>	ATS installed and Grounded as per CD's	
<b>C2-GD</b>	All foundations are oriented as per CD's	
<b>C3-GD</b>	All foundations set, Square, Level & Correct Size as per CD's	
<b>C4-GD</b>	All Conduits installed as per CD's	
<b>C5-GD</b>	Automatic Transfer Switch (ATS) Installed (if applicable) / Cam-Lock	
<b>C6-GD</b>	All wiring from the generator to the ATS correct gauge	
<b>C7-GD</b>	Generator Control & Alarm Wires Installed and Labeled w/66 block	
<b>C8-GD</b>	Generator frame attached to ground system with 2 hole lug	
<b>C9-GD</b>	Housekeeping: All trash removed	
<b>C10-GD</b>	Remove construction materials and clean site	
<b>C11-GD</b>	Generator undamaged & clean	
<b>C12-GD</b>	Fuel Tank Installed level and as per CD's	

Item #	Description	Photo
<b>C13-GD</b>	Initial Fueling Complete, filled to 80%	
<b>C14-GD</b>	Individual alarms labeled and run to the 66 alarm block in shelter	
<b>C15-AT&amp;T</b>	All documentation left on site including manual and keys	
<b>C17-AT&amp;T</b>	Install information added to log book in site	
<b>C18-AT&amp;T</b>	Generator Commissioning Complete	
<b>C22-AT&amp;T</b>	Signage installed on generator	
<b>C23-AT&amp;T</b>	Padlocks installed on ATS and fuel door	
<b>A1</b>	Pre-Construction Photos-General site area	
<b>A2</b>	Foundation rebar photos, measure rebar size and spacing	
<b>A3</b>	Generator Anchor Bolts to Slab, 2 each side	
<b>A4</b>	Trench depth photos	
<b>A5</b>	Conduit installation depth	
<b>A6</b>	CAD Weld from generator ground to existing ground ring	

Item #	Description	Photo
<b>A7</b>	Post Construction Photos	
<b>B5</b>	ATS Serial #	
<b>B6</b>	Engine serial #	
<b>B7</b>	Labeling of circuit breakers and panel schedule	
<b>B8</b>	Site signage for compliance	
<b>B9</b>	Daily Logs-Site Log Book Photo Required	



STATE OF CONNECTICUT  
*CONNECTICUT SITING COUNCIL*

Ten Franklin Square, New Britain, CT 06051  
Phone: (860) 827-2935 Fax: (860) 827-2950  
E-Mail: [siting.council@ct.gov](mailto:siting.council@ct.gov)  
Web Site: [www.ct.gov/csc](http://www.ct.gov/csc)

April 13, 2020

Lucia Chiocchio, Esq.  
Cuddy & Feder LLP  
445 Hamilton Avenue, 14th Floor  
White Plains, NY 10601

RE: **EM-CING-078-200325** – New Cingular Wireless PCS, LLC (AT&T) notice of intent to modify an existing telecommunications facility located at 230 Clover Mill Road, Mansfield, Connecticut.

Dear Attorney Chiocchio:

The Connecticut Siting Council (Council) hereby acknowledges your notice to modify this existing telecommunications facility, pursuant to Section 16-50j-73 of the Regulations of Connecticut State Agencies with the following conditions:

1. Any deviation from the proposed modification as specified in this notice and supporting materials with the Council shall render this acknowledgement invalid;
2. Any material changes to this modification as proposed shall require the filing of a new notice with the Council;
3. Within 45 days after completion of construction, the Council shall be notified in writing that construction has been completed;
4. The validity of this action shall expire one year from the date of this letter; and
5. The applicant may file a request for an extension of time beyond the one year deadline provided that such request is submitted to the Council not less than 60 days prior to the expiration.

The proposed modifications including the placement of all necessary equipment and shelters within the tower compound are to be implemented as specified here and in your notice dated March 25, 2020. The modifications are in compliance with the exception criteria in Section 16-50j-72 (b) of the Regulations of Connecticut State Agencies as changes to an existing facility site that would not increase tower height, extend the boundaries of the tower site by any dimension, increase noise levels at the tower site boundary by six decibels or more, and increase the total radio frequencies electromagnetic radiation power density measured at the tower site boundary to or above the standards adopted by the Federal Communications Commission pursuant to Section 704 of the Telecommunications Act of 1996 and by the state Department of Energy and Environmental Protection pursuant to Connecticut General Statutes § 22a-162. This facility has also been carefully modeled to ensure that radio frequency emissions are conservatively below state and federal standards applicable to the frequencies now used on this tower.

This decision is under the exclusive jurisdiction of the Council. Please be advised that the validity of this action shall expire one year from the date of this letter. Any additional change to this facility will require explicit notice to this agency pursuant to Regulations of Connecticut State Agencies Section 16-50j-73. Such notice shall include all relevant information regarding the proposed change with cumulative worst-



case modeling of radio frequency exposure at the closest point of uncontrolled access to the tower base, consistent with Federal Communications Commission, Office of Engineering and Technology, Bulletin 65. Thank you for your attention and cooperation.

Sincerely,

*s/ Melanie A. Bachman*

Melanie A. Bachman  
Executive Director

MAB/IN/emr

c:     The Honorable Antonia Moran, Mayor, Town of Mansfield  
       John Carrington, Interim Town Manager, Town of Mansfield  
       Linda M. Painter, Director of Planning and Development, Town of Mansfield