

April 23, 2020

Via Electronic Mail

Melanie A. Bachman, Esq.
Executive Director/Staff Attorney
Connecticut Siting Council
10 Franklin Square
New Britain, CT 06051

Re: **Notice of Exempt Modification – Facility Modification
719 George Washington Turnpike, Burlington, Connecticut**

Dear Attorney Bachman:

Cellco Partnership d/b/a Verizon Wireless (“Cellco”) currently maintains twelve (12) antennas at the 160-foot level of the existing 180-foot tower adjacent to the Burlington Fire Department at 719 George Washington Turnpike in Burlington, Connecticut (the “Property”). The tower and underlying property are owned by the Town of Burlington. The Council approved Cellco’s shared use of the tower in 1997. In 2005, the Town Board of Selectmen approved AT&T’s request to replace the existing fire department tower with the existing monopole structure. A copy of the Council’s 1997 tower share decision and the Town’s 2005 approval for the replacement tower are included in Attachment 1.

Cellco now intends to modify its facility by replacing six (6) of its existing antennas with six (6) new antenna’s and installing six (6) new remote radio heads (“RRHs”) and one (1) HYBRIFLEX™ antenna cable. The existing antenna mounts will be reinforced as part of these proposed facility modifications. A set of project plans showing the proposed facility modifications and the specifications for Cellco’s new antennas, RRHs and HYBRIFLEX™ cable are included in Attachment 2.

Please accept this letter as notification pursuant to R.C.S.A. § 16-50j-73, for construction that constitutes an exempt modification pursuant to R.C.S.A. § 16-50j-72(b)(2). In accordance with R.C.S.A. § 16-50j-73, a copy of this letter is being sent to Burlington’s First Selectman, Theodore Shafer; and Jerry Burns, Burlington’s Zoning Enforcement Officer.

Melanie A. Bachman, Esq.
April 23, 2020
Page 2

The planned modifications to the facility fall squarely within those activities explicitly provided for in R.C.S.A. § 16-50j-72(b)(2).

1. The proposed modifications will not result in an increase in the height of the existing tower. Cellco's replacement antennas and RRHs will be installed at the 160-foot level on the 180-foot tower.
2. The proposed modifications will not involve any change to ground-mounted equipment and, therefore, will not require the extension of the site boundary.
3. The proposed modifications will not increase noise levels at the facility by six decibels or more, or to levels that exceed state and local criteria.
4. The installation of new antennas and RRHs will not increase radio frequency (RF) emissions at the facility to a level at or above the Federal Communications Commission (FCC) safety standard. A cumulative General Power Density table for the modified facility is included in Attachment 3.
5. The proposed modifications will not cause a change or alteration in the physical or environmental characteristics of the site.
6. The tower, its foundation and antenna mounts, with certain modifications, can support Cellco's proposed facility modifications. (See Structural Analysis Report included in Attachment 4 and Mount Structural Analysis Report included in Attachment 5).

A copy of the parcel map and Property owner information is included in Attachment 6. A Certificate of Mailing verifying that this filing was sent to municipal officials is included in Attachment 7.

For the foregoing reasons, Cellco respectfully submits that the proposed modifications to the above-referenced telecommunications facility constitutes an exempt modification under R.C.S.A. § 16-50j-72(b)(2).

Robinson+Cole

Melanie A. Bachman, Esq.
April 23, 2020
Page 3

Sincerely,

A handwritten signature in black ink, appearing to read "Kenneth C. Baldwin". The signature is fluid and cursive, with a long horizontal stroke at the end.

Kenneth C. Baldwin

Enclosures

Copy to:

Theodore Shafer, Burlington First Selectman
Jerry Burns, Burlington Zoning Enforcement Officer
Tim Parks

ATTACHMENT 1



STATE OF CONNECTICUT
CONNECTICUT SITING COUNCIL

10 Franklin Square
New Britain, Connecticut 06051
Phone: (860) 827-2935
Fax: (860) 827-2950

FILE
COPY

January 23, 1997

David S. Malko, P.E. Manager
Engineering & Regulatory Services
Bell Atlantic NYNEX Mobile
20 Alexander Drive, P.O. Box 5029
Wallingford, CT 06492

Re: Bell Atlantic NYNEX Mobile request for an order of tower sharing at an existing telecommunications tower located at 716 George Washington Turnpike in the Town of Burlington, Connecticut.


Dear Mr. Malko:

At a meeting held January 22, 1997, the Connecticut Siting Council (Council) ruled that the shared use of this existing tower site is technically, legally, environmentally, and economically feasible and meets public safety concerns, and therefore, in compliance with General Statutes § 16-50aa, the Council has ordered the shared use of this facility to avoid the unnecessary proliferation of tower structures.

This decision applies only to this request for tower sharing and is not applicable to any other request or construction.

The proposed shared use is to be implemented as specified in your letter dated December 19, 1996. Please notify the Council when all work is complete. A copy of the staff report on this request, dated January 22, 1997, is enclosed for your information.

Very truly yours,



Mortimer A. Gelston
Chairman

MAG:TEF:mmb
Enclosure

1. Staff Report dated January 22, 1997.

c: Theodore Schiedel, First Selectman, Burlington
Sandy Carter, Bell Atlantic NYNEX Mobile



STATE OF CONNECTICUT
CONNECTICUT SITING COUNCIL

10 Franklin Square
New Britain, Connecticut 06051
Phone: (860) 827-2935
Fax: (860) 827-2950

Bell Atlantic NYNEX Mobile
Request to Order Tower Sharing
Burlington, Connecticut
January 22, 1997

On December 19, 1996, Bell Atlantic NYNEX Mobile (BANM) submitted a request to the Connecticut Siting Council (Council) for an order to approve the shared use of a tower facility. BANM proposes to attach six directional panel antennas on an existing 140-foot lattice tower owned by the Town of Burlington's (Town) fire department at 719 George Washington Turnpike in Burlington, Connecticut. The tower currently supports the Town's emergency service whip antennas. BANM would construct a 12-foot by 40-foot equipment building within a 40-foot by 60-foot leased area located on level ground near the base of the tower and adjacent to a paved parking lot at the rear of the fire department building. Access to the site would come from this parking lot. The proposed construction would involve little or no grading, no clearing of vegetation, and would have no direct impact on any inland wetland. On January 15, 1997, this site was reviewed by Council staff member Thomas E. Fanning, Jr.

BANM would attach its antennas on the side of the tower, 120-foot above ground level. BANM would also install a diesel-fueled emergency generator within the equipment building to supply emergency power to BANM's and the Town's communications equipment. Utility lines would be underground for approximately 125 feet from the nearest utility pole to BANM's equipment building. An engineering structural analysis of the existing tower indicates the tower would support the BANM antennas.

BANM and the Town have reached a leasing agreement regarding BANM's sharing of the Town's tower. The proposed tower sharing was approved by the Town's Board of Selectman on October 29, 1996. The Town's Planning and Zoning Commission approved BANM's site plan to use the site, and the Town's Inland Wetlands and Watercourses Commission issued a permit to construct the equipment building at the tower site.

The addition of the proposed antennas would not increase the total radio frequency electromagnetic radiation power density at the base of the tower to a level at or above the American National Standards Institute Standard for cellular frequencies, based on worst-case assumptions; would not increase the height of the existing tower; would not extend the boundaries of the site; and would not increase the noise level of the existing facility by six decibels or more at the site boundary.

BANM contends that this proposal constitutes the sharing of towers and that it is technically, legally, environmentally, and economically feasible, meets public safety concerns, will avoid the unnecessary proliferation of towers and is in the public interest. The proposed sharing of this tower is subject to the Council's tower sharing law (General Statutes § 16-50aa).

Thomas E. Fanning, Jr.
Siting Analyst



Town of Burlington

RECEIVED
BURLINGTON ZPC
DATE AUG 24 2005
BY *[Signature]*

Theodore C. Scheidel
First Selectman

TO: Michael Vollono, Chairman,
Planning & Zoning Commission

FROM: Theodore C. Scheidel, Jr., First Selectman

DATE: August 9, 2005

RE: New Cingular Wireless PCS, LLC
Application – Replacement Tower – Fire Station Property

Mary Ann Schwarzmann
James A. Chard
Robert R. Sheriffs
Theodore C. Shafer
Board of Selectmen

Please find below a Statement of Consensus of the Board of Selectmen arrived at on August 8, 2005 concerning the above-referenced application.

The Board strongly recommends that the Planning & Zoning Commission give favorable consideration to this matter as it continues an existing critical use of the Property for municipal purposes, exchanges an old, weaker tower structure with a newer, safer and longer lasting tower of forty additional feet, surmounted by new municipal fire, police and highway antennas at no cost to the Town. This exchange will have a positive effect on the emergency radio reception in Burlington. Also attached is a suggested "Report" for your consideration.

TCS/ejp
Attachment

200 Spielman Highway
Burlington, Connecticut
06013-1735
tel 860.673.6789
fax 860.673.8607

**BOARD OF SELECTMEN
STATEMENT OF CONSENSUS
AUGUST 8, 2005**

RECEIVED
BURLINGTON PZC
DATE AUG 10 2005
BY [Signature]

WHEREAS, the Town of Burlington ("Town") owns certain property located at 719 George Washington Turnpike also known as Lot No. 73-1 on Assessor's Map 4-8 (the "Property"); and


WHEREAS, the Property is currently used for municipal purposes, is the site of the Burlington Fire Department headquarters which maintains a communications tower and associated municipal antennas and equipment with Verizon Wireless as a tenant; and

WHEREAS, New Cingular Wireless PCS, LLC, a telecommunications company licensed to provide cellular telephone service throughout most of Connecticut, including the Town of Burlington, is desirous of replacing the existing municipal communications tower by: constructing for (and at no cost to) the Town a 180 ft. monopole tower adjacent to the existing tower site; installing new equipment and antennas thereon for the Town's police, fire and public works; moving Verizon Wireless's antennas to the replacement tower; installing its own antenna; dismantling the lattice tower (leaving it for the Volunteer Fire Department); and, entering into a lease with the Town for utilization of a portion of the replacement tower and a portion of the Property to establish a cellular telecommunications facility; and

WHEREAS, the installation of a replacement tower at the Property will fulfill the Town's needs including additional space for rental of antenna space for other communications company equipment, will enhance the public safety through improved emergency service communications and will improve cellular telephone service to the residents of the Town, all of which constitutes a continuing use of the Property for municipal purposes deemed in the best interest of the community of the Town of Burlington; and

IT IS A UNANIMOUS CONSENSUS, That the Board of Selectmen approves the proposed application by New Cingular Wireless PCS, LLC to replace the existing municipal lattice tower with a monopole on the same Property with new municipal antennas and equipment and the lease agreement for rental of space on the municipal tower for New Cingular's antennas. The First Selectman may sign said lease agreement on behalf of the Town, as approved by the Town attorney, provided, however, that the Board of Selectmen receive a favorable report from the Burlington Planning and Zoning Commission pursuant to Section 8-24 of the Connecticut General Statutes and Department of Public Health permits necessary for this activity.

Dated this 9th day of August, 2005.


Theodore C. Scheidel, First Selectman

Accounting Office
860.675.4960
Town Clerk
860.673.2108
Assessor
860.673.3901
Tax Collector
860.673.0717
Building Inspector
860.673.1000
Highway Department
860.673.2439
Parks + Recreation
860.673.7361
fax 860.675.5038
Town Fax
860.675.9312

Bristol Press
Classified Department
99 Main Street
Bristol, CT 06010

To Whom It May Concern:

Please publish the following legal notice once upon receipt. Thank you.

NOTICE OF VOTES/NOTICE OF DECISIONS

The Burlington Planning & Zoning Commission made the following decisions at the meeting of August 25, 2005:

A motion was made by Alden and seconded by Dumais to approve Application No. 1870, for Modification of Site Plan submitted by The Town of Burlington subject to the following conditions:

That the Applicant secure all necessary permits from the Department of Health; and

That a risk assessment of the property be performed by the Town or its insurer to determine if any fencing around the Tower or the Site is required.

IN FAVOR, Vollono, Alden, Dumais, Halpin, Fanning, Perkins and van Noordennen. ABSTAINED – None. OPPOSED – None.

A motion was made by Alden and seconded by Dumais to approve Application No. 1870 for Modification of Site Plan submitted by the Town of Burlington pursuant to Connecticut General Statutes Section 8-24.

IN FAVOR, Vollono, Alden, Fanning, Dumais, Perkins, Halpin and van Noordennen. ABSTAINED – None. OPPOSED – None.

The Burlington Planning and Zoning Commission, by Michael Vollono, Chairman, dated this 25th day of August, 2005.

Cc: Town Clerk
File No. 1870

200 Spielman Highway
Burlington, Connecticut
06013-1735

ATTACHMENT 2

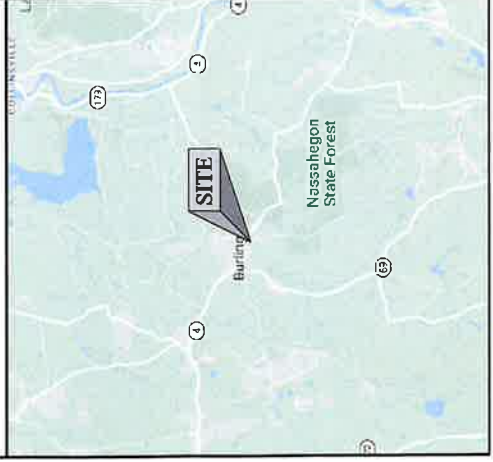
DO NOT SCALE DRAWINGS

CONTRACTOR SHALL VERIFY ALL PLANS & EXISTING DIMENSIONS AND CONDITIONS BY THE FIELD SURVEY AND CORRECTLY REPORT TO THE PROJECT OWNERS REPRESENTATIVE IN WRITING OF DISCREPANCIES BEFORE PROCEEDING WITH THE WORK OR BE RESPONSIBLE FOR SAME.

SHEET INDEX

SHEET NUMBER	SHEET DESCRIPTION
T-1	TITLE SHEET
A-1	COMPOUND PLAN & TOWER ELEVATION
A-2	ANTENNA PLAN, DETAILS & NOTES
A-3	ANTENNA SECTOR CONFIGURATIONS, DETAILS & NOTES
A-4	RET SYSTEM WIRING SCHEMATIC
A-5	CONSTRUCTION DETAIL

VICINITY MAP



APPLICANT: CELLCO PARTNERSHIP d/b/a VERIZON WIRELESS

SITE NAME: BURLINGTON_CT

LOCATION CODE: 458547

SCOPE OF WORK:

PROPOSED EQUIPMENT & ANTENNA MODIFICATIONS TO AN EXISTING VERIZON WIRELESS INSTALLATION AT A 180'-0"± MONOPOLE TOWER

ADDRESS: 719 GEORG WASHINGTON TURNPIKE BURLINGTON, CT 06013

COORDINATES:
41° 46' 00.57" N
72° 57' 41.43" W

Digitally signed by Jiazhu Hu, Ph.D., P.E.
DN: cn=Jiazhu Hu, Ph.D., P.E., o=Nexius, ou=Engineering,
email=Jiazhu.Hu@Nexius.com, c=US
Date: 2020.02.26 11:26:47 -0500'


NOTES

1. ALL STRUCTURAL STEEL WORK SHALL BE DETAILS, FABRICATED AND ERected IN ACCORDANCE WITH THE REQUIREMENTS OF THE AMERICAN INSTITUTE OF STEEL CONSTRUCTION (AISC) 360-10 UNLESS OTHERWISE NOTED. STEEL SHALL BE ASTM A36 (Fy = 36 ksi) UNLESS OTHERWISE NOTED. ALL STEEL SHALL BE GALVANNEAL. ALL STEEL SHALL BE WELDED TOGETHER USING A COMPATIBLE ZINC RICH PAINT.
2. SUBCONTRACTOR SHALL VERIFY ALL EXISTING DIMENSIONS AND CONDITIONS OF THE EXISTING TOWER AND EQUIPMENT. ALL DIMENSIONS SHALL BE VERIFIED BY THE SUBCONTRACTOR'S SURVEYOR OR GEODETIC SURVEYOR. THE SUBCONTRACTOR SHALL BE RESPONSIBLE FOR OBTAINING SMO PERMITS AND COORDINATION OF INSPECTIONS.
3. ALL ELECTRICAL WORK SHALL CONFORM TO THE REQUIREMENTS OF THE NATIONAL ELECTRICAL CODE (NEC) AS WELL AS APPLICABLE STATE AND LOCAL CODES.
4. ALL ELECTRICAL ITEMS SHALL BE UL APPROVED OR LISTED AND PROCURED PER SPECIFICATION REQUIREMENTS.
5. THE ELECTRICAL WORK INCLUDES ALL LABOR AND MATERIAL DESCRIBED BY DRAWINGS AND SPECIFICATION INCLUDING INDUSTRY WORK TO PROVIDE COMPLETE GROUNDING AND APPROVED ELECTRICAL SYSTEMS. THE SUBCONTRACTOR SHALL BE RESPONSIBLE FOR OBTAINING SMO PERMITS AND COORDINATION OF INSPECTIONS.
6. ALL EQUIPMENT LOCATED OUTSIDE SHALL HAVE NEMA 3R ENCLOSURE.
7. GROUNDING SHALL COMPLY WITH NEC ART. 250.
8. GROUND EQUALIZER CABLE SHALL BE MANUFACTURED BY PROJECT MANUFACTURERS COAX CABLE GROUNDING KITS SUPPLIED BY PROJECT OWNER.
9. USE #6 COPPER STRANDED WIRE WITH GREEN COLOR INSULATION FOR GROUNDING. ALL COPPER WIRE SHALL BE GREEN COLOR INSULATION FOR GROUNDING. ALL COPPER WIRE FOR BUSHING SHALL BE GREEN COLOR INSULATION FOR GROUNDING. ALL COPPER WIRE FOR BUSHING SHALL BE GREEN COLOR INSULATION FOR GROUNDING.
10. ALL GROUND CONNECTIONS TO BE BURIED HYDRONIC COMPRESSION TYPE CONNECTIONS OF GALVANIZED STEEL SHALL NOT ALLOW BARE COPPER WIRE TO BE IN CONTACT WITH THE GROUNDING SYSTEM. ALL GROUNDING SHALL BE MANUFACTURED BY PROJECT MANUFACTURERS COAX CABLE GROUNDING KITS SUPPLIED BY PROJECT OWNER.
11. CONNECTIONS TO WEA SHALL BE WELDED TOGETHER IN THREE MAN HOLES. WEA SHALL BE WELDED TOGETHER IN THREE MAN HOLES. WEA SHALL BE WELDED TOGETHER IN THREE MAN HOLES. WEA SHALL BE WELDED TOGETHER IN THREE MAN HOLES.
12. CONNECTIONS TO WEA SHALL BE WELDED TOGETHER IN THREE MAN HOLES. WEA SHALL BE WELDED TOGETHER IN THREE MAN HOLES. WEA SHALL BE WELDED TOGETHER IN THREE MAN HOLES.
13. APPLY CODE INHIBITING COMPOUND TO ALL COMPRESSION TYPE GROUND CONNECTIONS.
14. BOND ANTENNA MOUNTING BRACKETS, COAXIAL CABLE GROUND KITS, AND ANTENNA SUPPORTS TO THE TOWER WITH AN ANTI-RUST COMPOUND.
15. BOND ANTENNA KEYS AND MGR TO WATER MAIN.
16. TEST COMPLETED GROUND SYSTEM AND RECORD RESULTS FOR PROJECT CLOSE-OUT DOCUMENTATION.
17. BOND WEA WITH SLEIGHT WITHIN 7 FEET OF PROPOSED EQUIPMENT OR TO EXISTING EQUIPMENT.

nexius
1000 STATE STREET, SUITE 7
CHESHAM, CT 06824
1 (878) 883-7865

verizon
20 ALEXANDER DRIVE, 2ND FLOOR
WALLINGFORD, CT 06492

CELLCO PARTNERSHIP d/b/a
APPLICANT



THIS DOCUMENT IS THE PROPERTY OF NEXIUS AND IS NOT TO BE REPRODUCED OR TRANSMITTED IN ANY FORM OR BY ANY MEANS, ELECTRONIC OR MECHANICAL, WITHOUT THE WRITTEN PERMISSION OF NEXIUS. OTHER PRINTED SIZES ARE DECIDED "NOT TO SCALE".

REV	DATE	DESCRIPTION	BY
0	02/26/20	FOR CONSTRUCTION	AM

SITE INFORMATION
SITE NAME: BURLINGTON_CT
LOCATION CODE: 458547
SITE ADDRESS: 719 GEORG WASHINGTON TURNPIKE BURLINGTON, CT 06013

DRAWN BY	DATE
AA	02/26/20
CHECKED BY	DATE
KB	02/26/20

NEXIUS PROJECT NO: YZ71509
SHEET TITLE: TITLE SHEET
SHEET NUMBER: T-1

nexius
 TRANSFORM YOUR BUSINESS. THRESHOLD. UNLEASH.
 ARE OFFICE
 300 APOLLO DRIVE, SUITE 7
 CHELSEA, MA 01824
 1 (978) 682-7865

APPLICANT
verizon
 CELLCO PARTNERSHIP db/a
 20 ALEXANDER DRIVE, 2ND FLOOR
 WALLINGFORD, CT 06492



THIS DOCUMENT IS THE PROPERTY OF NEXIUS. IT IS TO BE USED ONLY FOR THE PROJECT AND SITE SPECIFICALLY IDENTIFIED HEREON. ANY REUSE OR REPRODUCTION OF THIS DOCUMENT WITHOUT THE WRITTEN PERMISSION OF NEXIUS IS STRICTLY PROHIBITED.

DRAWING SCALES ARE PRINTED FOR 24"x36" SIZE PLOTS. OTHER PRINTED SIZES ARE OBTAINED "NOT TO SCALE".

REV	DATE	DESCRIPTION	BY
0	02/26/20	FOR CONSTRUCTION	AA

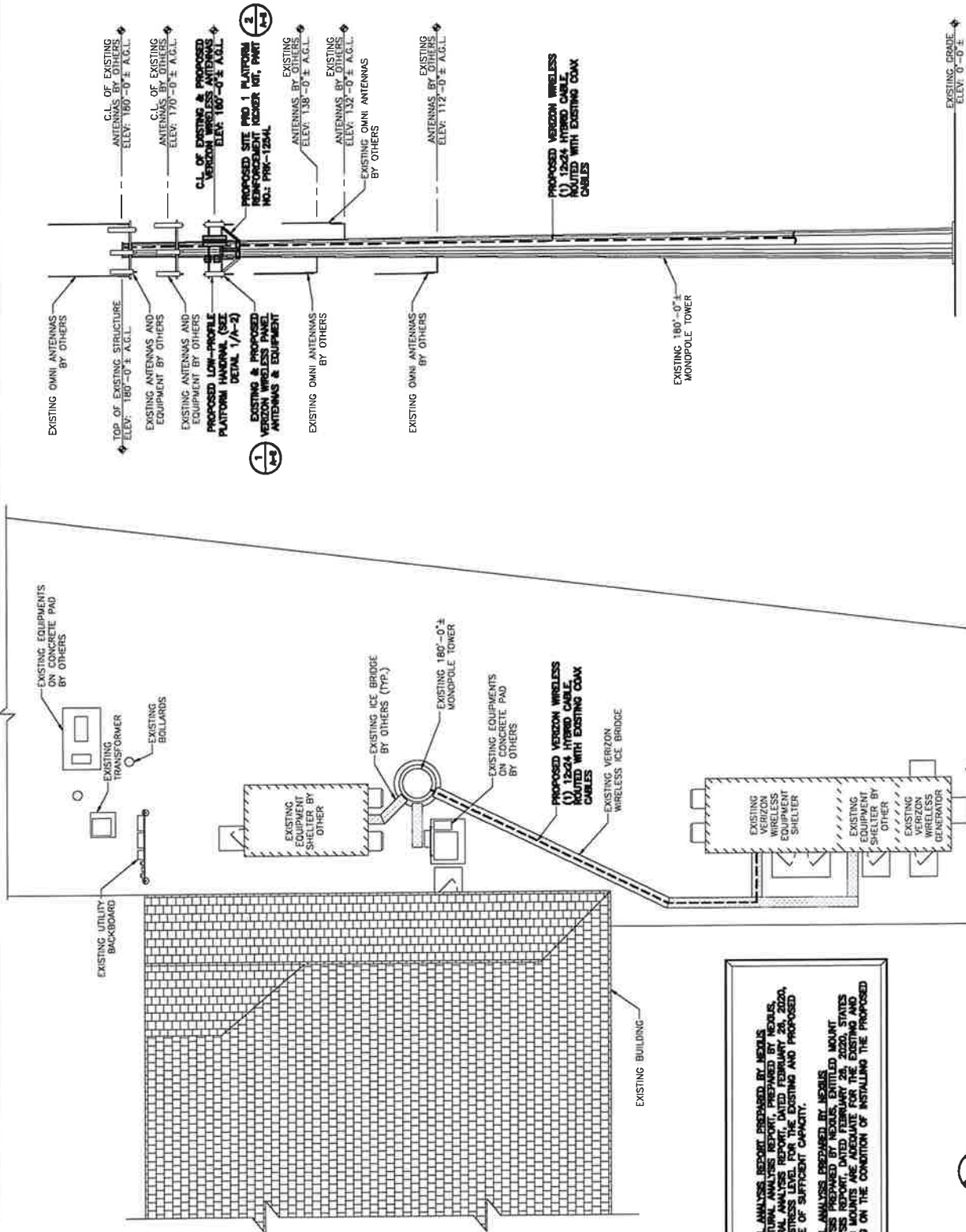
SITE INFORMATION
 SITE NAME
BURLINGTON_GT
 LOCATION CODE
48847
 SITE ADDRESS
**719 GEORGE WASHINGTON TURNPIKE
 BURLINGTON, CT 06013**

DRAWN BY	AA	DATE	02/26/20
CHECKED BY	KB	DATE	02/26/20

NEXIUS PROJECT NO
 VZ11509

SHEET TITLE
**COMPOUND PLAN &
 TOWER ELEVATION**

SHEET NUMBER
A-1



NOTE:
 TOWER STRUCTURAL ANALYSIS REPORT PREPARED BY NEXIUS. THE TOWER STRUCTURAL ANALYSIS REPORT, PREPARED BY NEXIUS, STATES THAT THE STRESS LEVEL FOR THE EXISTING AND PROPOSED EQUIPMENT WILL BE OF SUFFICIENT CAPACITY.
 MOUNT STRUCTURAL ANALYSIS PREPARED BY NEXIUS. THE MOUNT STRUCTURAL ANALYSIS REPORT, PREPARED BY NEXIUS, STATES THAT THE EXISTING MOUNTS ARE ADEQUATE FOR THE EXISTING AND PROPOSED LOADING ON THE CONDITION OF INSTALLING THE PROPOSED MODIFICATIONS.

GRAPHIC SCALE: 3/32" = 1'-0"
 TOWER ELEVATION
 SCALE: 3/32" = 1'-0"

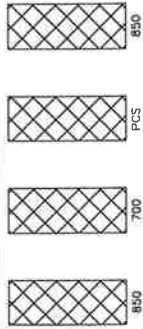
EXISTING GRADE
 ELEV: 0'-0" ±

GRAPHIC SCALE: 1/8" = 1'-0"

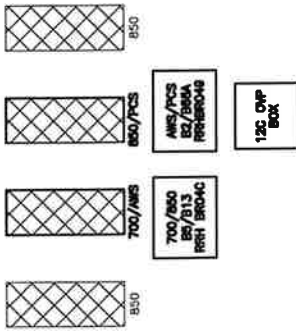
COMPOUND PLAN
 SCALE: 1/8" = 1'-0"

APPROX. NORTH

NOTE: ALL ANTENNAS ARE VIEWED FROM THE REAR

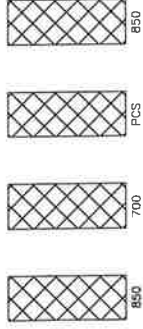


EXISTING CONFIGURATION




PROPOSED CONFIGURATION

ALPHA SECTOR ANTENNA CONFIGURATION

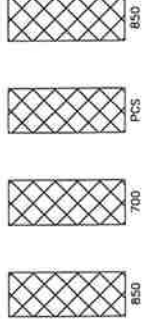


EXISTING CONFIGURATION

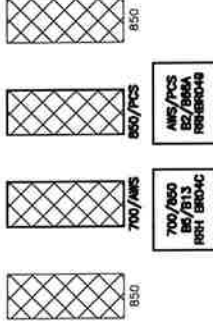


PROPOSED CONFIGURATION

BETA SECTOR ANTENNA CONFIGURATION



EXISTING CONFIGURATION



PROPOSED CONFIGURATION

GAMMA SECTOR ANTENNA CONFIGURATION

REPAIRED BY:

nexius
TRANSFORM YOUR BUSINESS. THROUGH NETWORKS.

AAE OFFICE:
 300 APOLLO DRIVE, SUITE 7
 CHELSEA, MA 01824
 1 (978) 923-7885

APPLICANT:

CELCO PARTNERSHIP db/a

verizon

20 ALEXANDER DRIVE, 2ND FLOOR
 WALLINGFORD, CT 06492

PROFESSIONAL STAMP



THIS DOCUMENT IS THE PROPERTY OF NEXIUS. IT IS TO BE USED ONLY FOR THE PROJECT AND SITE SPECIFICALLY IDENTIFIED HEREIN. NO PART OF THIS DOCUMENT IS TO BE REPRODUCED OR TRANSMITTED IN ANY FORM OR BY ANY MEANS, ELECTRONIC OR MECHANICAL, INCLUDING PHOTOCOPYING, RECORDING, OR BY ANY INFORMATION STORAGE AND RETRIEVAL SYSTEM, WITHOUT PERMISSION IN WRITING FROM NEXIUS.

DIMENSION SCALES ARE INTENDED FOR 24"x36" SIZE PRINTED SHEETS. DIMENSIONS ON OTHER PRINTED SIZES ARE DERIVED "NOT TO SCALE".

SUBMITTALS

REV	DATE	DESCRIPTION	BY
0	02/26/20	FOR CONSTRUCTION	AA

SITE INFORMATION

SITENAME: BURLINGTON_LT
 LOCATION CODE: 408547
 SITE ADDRESS: 718 GENE WASHINGTON TURNPIKE
 BURLINGTON, CT 06013

DRAWN BY: AA DATE: 02/26/20

CHECKED BY: KB DATE: 02/26/20

NEXIUS PROJECT NO: VZ11509

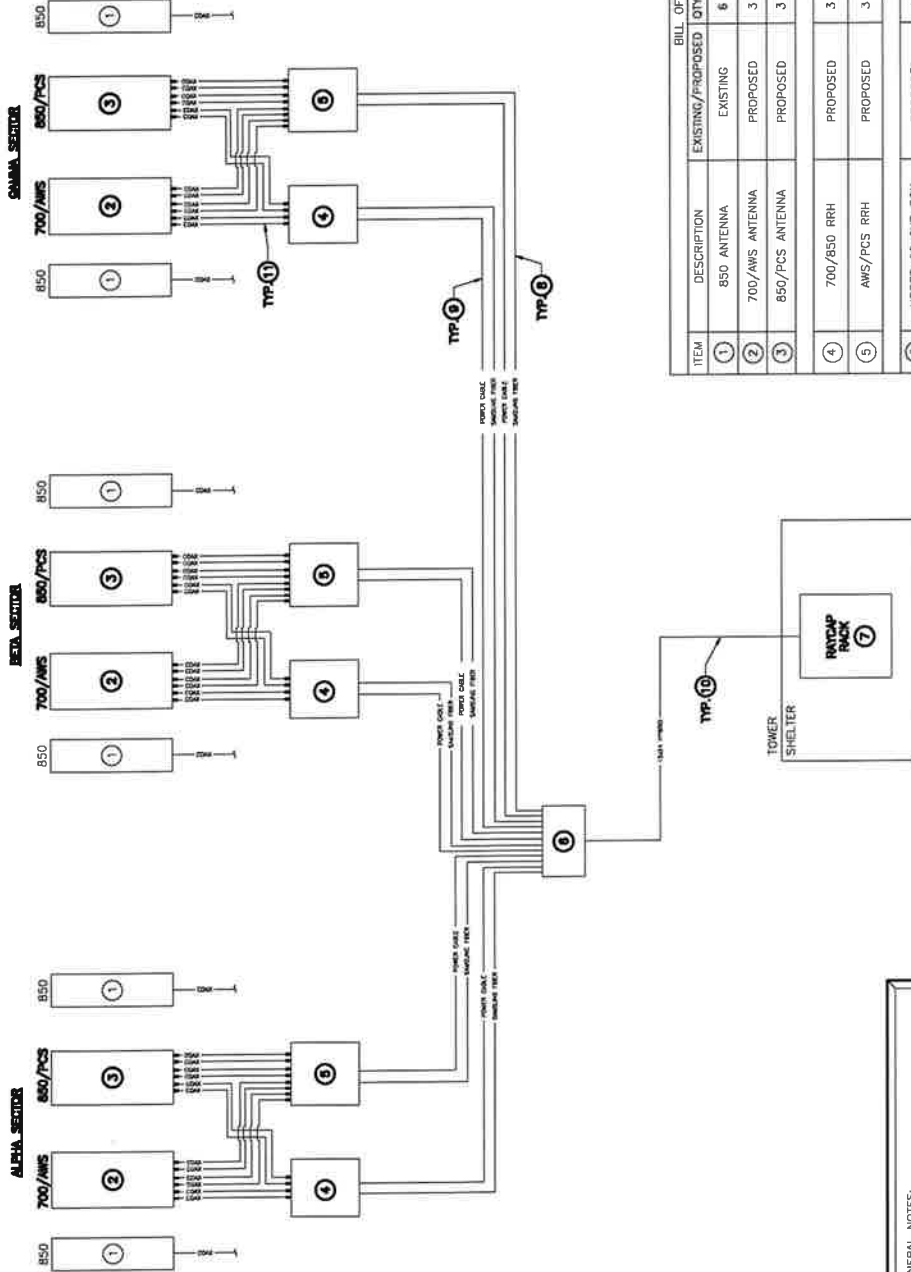
SHEET TITLE: ANTENNA SECTOR ANTENNA DETAILS

CONFIGURATION & NOTES

SHEET NUMBER

A-3

NOTE: ALL ANTENNAS ARE VIEWED FROM THE REAR



GENERAL NOTES:

1. CONTRACTOR SHALL REFER TO THE LATEST REVISIONS OF THE SPECIFICATIONS WHICH MAY INCLUDE ANTENNA SECTOR AZIMUTHS/ANTENNA CHANGES, ETC. THAT ARE REQUIRED AS PART OF THE PROJECT.
2. CONTRACTOR SHALL SECURE ALL CONTROL CABLES TO THE STANDARDS OF THE INDUSTRY AND MANUFACTURERS' INSTRUCTIONS. EXTERIOR CONTROL CABLES MAY BE TAPED OR TIE-WRAPPED TO EXISTING COAXIAL CABLES EVERY 4' MAX. FOR HORIZONTAL RUNS; CONTRACTOR MAY USE PLASTIC WRAP TO PROTECT COAXIAL CABLE RUNS IN CERTAIN APPLICATIONS.
3. RET CABLES SHALL BE ROUTED & SECURED ON STRUCTURAL MEMBERS ONLY; DO NOT USE COAXIAL CABLES IN MID-AIR BETWEEN ANTENNAS.
4. CONTRACTOR SHALL VERIFY ALL CABLE LENGTHS PRIOR TO CONSTRUCTION.

ITEM	DESCRIPTION	EXISTING/PROPOSED	QTY.	LENGTH	COMMENTS
1	850 ANTENNA	EXISTING	6	NA	EXISTING 850 ANTENNAS, TO REMAIN
2	700/AWS ANTENNA	PROPOSED	3	NA	REPLACE EXISTING PANEL ANTENNA WITH 700/AWS ANTENNA
3	850/PCS ANTENNA	PROPOSED	3	NA	REPLACE EXISTING PANEL ANTENNA WITH COMMSCOPE INH-65B-R2B
4	700/850 RRH	PROPOSED	3	NA	REPLACE EXISTING RRH W/ 700/850 SAMSUNG B5/D13 RRH BROAD AT ANTENNAS
5	AWS/PCS RRH	PROPOSED	3	NA	REPLACE EXISTING RRH W/ AWS/PCS SAMSUNG B7/B66A RRH BROAD AT ANTENNAS
6	UPPER 6C OVP BOX	PROPOSED	1	NA	INSTALL RVZDC-6627-PF-4B AT ANTENNAS
7	LOWER OVP RACK MOUNT	PROPOSED	1	NA	INSTALL RANTAP ON NEW EQUIPMENT RACK
8	SAMSUNG FIBER	PROPOSED	6	15'	INSTALL AT NEW 700/850 & AWS/PCS RRH
9	POWER CABLES	PROPOSED	6	15'	INSTALL AT NEW 700/850 & AWS/PCS RRH
10	12x24 HYBRID	PROPOSED	1	250' ±	ROUTED FROM SHELTER TO TOWER
11	1/2" COAX CABLES	PROPOSED	36	15' E.A.	ROUTED AS SHOWN ON SCHEMATIC
12	SIDE-BY-SIDE ANTENNA MOUNTING BRACKET	PROPOSED	3	NA	INSTALL COMMSCOPE BRAMINT-SSB-1-2 SIDE-BY-SIDE ANTENNA MOUNTING BRACKET FOR 700/AWS & 850/PCS ANTENNAS ONLY

1. ITEMS SHOWN ARE FOR MAJOR DESIGN ELEMENTS ONLY. REFER TO VERIZON WIRELESS' B.O.M. FOR ALL MANUFACTURERS PART NUMBERS & ACCESSORY ITEMS REQUIRED FOR A COMPLETE INSTALLATION.
 2. CONTRACTOR SHALL VERIFY ALL CABLE LENGTHS PRIOR TO CONSTRUCTION.
 3. CONTRACTOR SHALL VERIFY ALL CABLE LENGTHS PRIOR TO CONSTRUCTION.
 4. CONTRACTOR SHALL VERIFY ALL CABLE LENGTHS PRIOR TO CONSTRUCTION.

PREPARED BY:

nexius
 MAXIMIZE YOUR BUSINESS THROUGH WIRELESS
 A&E OFFICE
 300 APOLLO DRIVE SUITE 7
 CHELSEA, MA 01824
 1 (978) 823-7885

APPLICANT
 CELLCO PARTNERSHIP d/b/a
verizon
 20 ALEXANDER DRIVE, 2ND FLOOR
 WALLINGFORD, CT 06492



THIS DOCUMENT IS THE PROPERTY OF NEXIUS. IT IS TO BE USED ONLY FOR THE PROJECT AND NOT BE REPRODUCED OR COPIED IN ANY MANNER WITHOUT THE WRITTEN CONSENT OF NEXIUS. NEXIUS ACCEPTS NO LIABILITY FOR ANY DAMAGE OR LOSS OF PROFITS OR BUSINESS OPERATIONS CAUSED BY THE USE OF THIS DOCUMENT. NEXIUS SHALL NOT BE HELD RESPONSIBLE FOR ANY DAMAGE OR LOSS OF PROFITS OR BUSINESS OPERATIONS CAUSED BY THE USE OF THIS DOCUMENT. NEXIUS SHALL NOT BE HELD RESPONSIBLE FOR ANY DAMAGE OR LOSS OF PROFITS OR BUSINESS OPERATIONS CAUSED BY THE USE OF THIS DOCUMENT.

REV	DATE	DESCRIPTION	BY
0	02/26/20	FOR CONSTRUCTION	AM

SITE INFORMATION
 SITE NAME: BURLINGTON CT
 LOCATION CODE: 402647
 SITE ADDRESS: 719 GEORGE WASHINGTON TURNPIKE, BURLINGTON, CT 06013

DATE	DATE
AA	02/26/20
KB	02/26/20

SHEET NUMBER
 VZ11509
 RET SYSTEM WIRING SCHEMATIC

PREPARED BY:

nexius
 HARTFORD YOUR BUSINESS. THROUGH TECHNOLOGY SOLUTIONS

A&E OFFICE:
 300 APOLLO DRIVE, SUITE 7
 CHELSEA, MA 01824
 1 (978) 623-7965

APPLICANT:
 CELLO PARTNERSHIP d/b/a

verizon

20 ALEXANDER DRIVE, 3RD FLOOR
 WALLINGFORD, CT 06492

PROFESSIONAL STAMP



THIS DOCUMENT IS THE PROPERTY OF A&E ENGINEERING AND DESIGN. IT IS TO BE USED ONLY FOR THE PROJECT AND SITE SPECIFICALLY IDENTIFIED ON THE DRAWING. NO PART OF THIS DOCUMENT IS TO BE REPRODUCED OR TRANSMITTED IN ANY FORM OR BY ANY MEANS, ELECTRONIC OR MECHANICAL, INCLUDING PHOTOCOPYING, RECORDING, OR BY ANY INFORMATION STORAGE AND RETRIEVAL SYSTEM. WITHOUT THE WRITTEN PERMISSION OF A&E ENGINEERING AND DESIGN.

GRAPHIC SCALES ARE INTENDED FOR 24" x 36" SIZE PRINTED DRAWINGS. OTHER PRINTED SIZES ARE DEEMED "NOT TO SCALE".

REV. DATE DESCRIPTION BY

0	02/28/20	FOR CONSTRUCTION	AM
---	----------	------------------	----

SUBMITTALS

SITE INFORMATION
 SITE NAME: BURLINGTON_CT
 LOCATION CODE: 400047
 SITE ADDRESS: 719 GEDRO WASHINGTON TURNPIKE, BURLINGTON, CT 06013

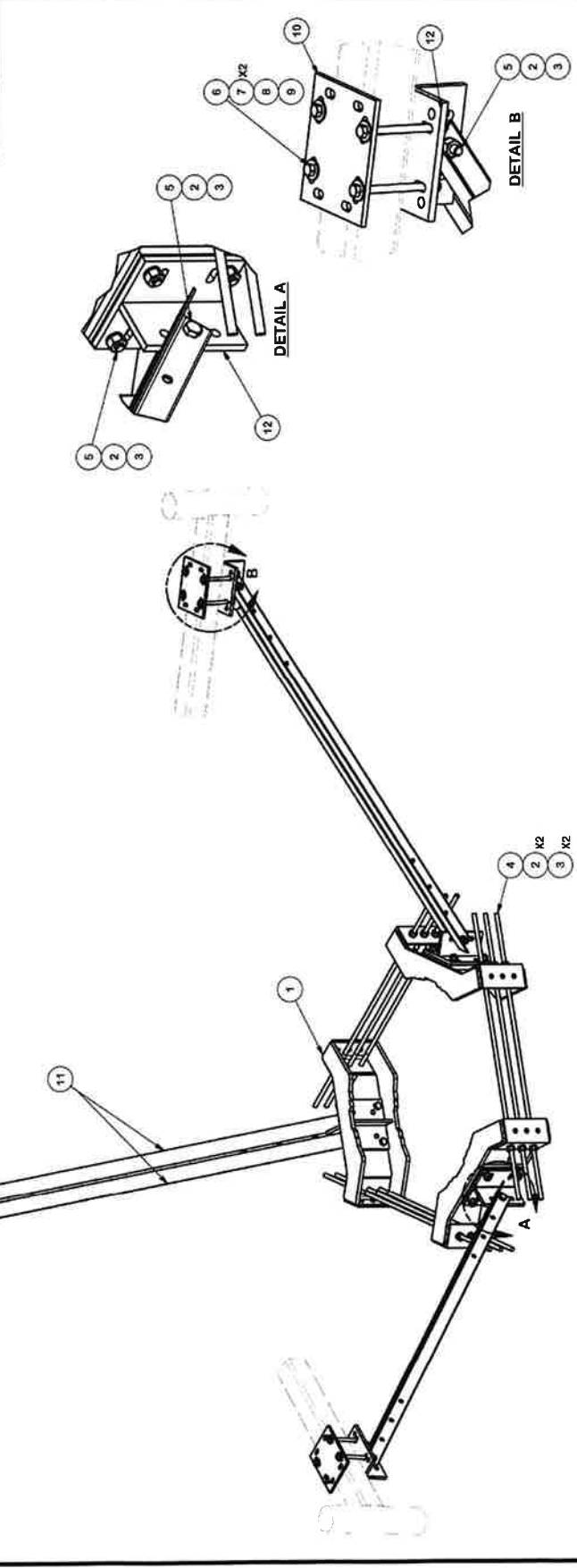
DATE BY DATE
 AA 02/26/20
 KB 02/26/20

REVISION PROJECT NO. VZ71509

SHEET TITLE: CONSTRUCTION DETAILS

SHEET NUMBER: A-5

PARTS LIST						
ITEM	QTY	PART NO.	PART DESCRIPTION	LENGTH	UNIT WT.	NET WT.
1	3	X-LWRM	RING MOUNT WELDMENT		66.81	206.42
2	36	G58LW	5/8" HDG LOCKWASHER		0.03	0.94
3	36	G58NUT	5/8" HDG HEAVY 2H HEX NUT		0.13	4.65
4	9	G58R-24	5/8" x 24" THREADED ROD (HDG.)	24 in	0.40	3.59
4	9	G58R-48	5/8" x 48" THREADED ROD (HDG.)	48 in	0.40	3.59
5	18	A892114	5/8" x 2-1/4" HDG A325 HEX BOLT	2 1/4 in	0.31	5.62
6	12	G12065	1/2" x 6-1/2" HDG HEX BOLT GR5 FULL THREAD	6 1/2 in	0.41	4.91
7	24	G12FW	1/2" HDG USS FLATWASHER	3/32 in	0.03	0.82
8	12	G12LW	1/2" HDG LOCKWASHER	1/8 in	0.01	0.17
9	12	G12NUT	1/2" HDG HEAVY 2H HEX NUT		0.07	0.86
10	3	SCX4	CROSSOVER PLATE	8 1/2 in	6.02	18.06
11	6	X-254923	PLATFORM REINFORCEMENT KIT ANGLE	84 in	22.83	137.00
12	6	X-253992	T-BRACKET FOR REINFORCEMENT KIT		13.55	81.27
					TOTAL WT. #	617.21



DESCRIPTION
 PLATFORM REINFORCEMENT ON A 12" TO 45" POLE 7' ANGLE

Engineering Support Team:
 1-888-763-1646
 Salem, OR
 Dallas, TX

Locations:
 New York, NY
 Atlanta, GA
 Los Angeles, CA
 Phoenix, AZ
 San Diego, CA
 Dallas, TX

PRK-1245L

CPD NO. 4488	DRAWN BY CEK	7/16/2014	ENG. APPROVAL	PRK-1245L
CLASS 81	SUB 01	CUSTOMER	BMC	1/18/2016

TOLERANCE NOTES
 TOLERANCES ON DIMENSIONS, UNLESS OTHERWISE NOTED ARE:
 SAWED, SHEARED AND GAS CUT EDGES (± 0.0307)
 DRILLED AND GAS CUT HOLES (± 0.0307) - NO CONING OF HOLES
 LASER CUT EDGES AND HOLES (± 0.0107) - NO CONING OF HOLES
 BENDS ARE ± 1/2 DEGREE
 ALL OTHER MACHINING (± 0.0097)
 ALL OTHER ASSEMBLY (± 0.0097)

4488	CEK	10/1/2015	CHANGED ALL 5/8" BOLTS TO A892114
CPD	BY	DATE	DESCRIPTION OF REVISIONS
			REVISION HISTORY

1 OF 2

PRK-1245L

BMC 1/18/2016

REVISION HISTORY

REVISION HISTORY

NHH-65B-R2B



6-port sector antenna, 2x 698–896 and 4x 1695–2360 MHz, 65° HPBW, 2x RET. Both high bands share the same electrical tilt.

- Interleaved dipole technology providing for attractive, low wind load mechanical package
- Internal SBT on low and high band allow remote RET control from the radio over the RF jumper cable
- Separate RS-485 RET input/output for low and high band
- One RET for low band and one RET for both high bands to ensure same tilt level for 4x Rx or 4x MIMO

General Specifications

Antenna Type	Sector
Band	Multiband
Color	Light gray
Effective Projective Area (EPA), frontal	0.26 m ² 2.799 ft ²
Effective Projective Area (EPA), lateral	0.22 m ² 2.368 ft ²
Grounding Type	RF connector body grounded to reflector and mounting bracket
Performance Note	Outdoor usage Wind loading figures are validated by wind tunnel measurements described in white paper WP-112534-EN
RF Connector Interface	7-16 DIN Female
RF Connector Location	Bottom
RF Connector Quantity, high band	4
RF Connector Quantity, low band	2
RF Connector Quantity, total	6

Remote Electrical Tilt (RET) Information, General


RET Interface	8-pin DIN Female 8-pin DIN Male
RET Interface, quantity	2 female 2 male

Dimensions

Width	301 mm 11.85 in
Length	1828 mm 71.969 in
Depth	180 mm 7.087 in

Array Layout

NHH-65B-R2B



View from the front of the antenna
(Sizes of colored boxes are not true depictions of array sizes)

Electrical Specifications

Impedance	50 ohm
Operating Frequency Band	1695 – 2360 MHz 698 – 896 MHz
Total Input Power, maximum	900 W @ 50 °C

Remote Electrical Tilt (RET) Information, Electrical

Protocol	3GPP/AISG 2.0 (Single RET)
Power Consumption, idle state, maximum	2 W
Power Consumption, normal conditions, maximum	13 W
Input Voltage	10–30 Vdc
Internal Bias Tee	Port 1 Port 3
Internal RET	High band (1) Low band (1)

NHH-65B-R2B

Electrical Specifications

Frequency Band, MHz	698–806	806–896	1695–1880	1850–1990	1920–2200	2300–2360
Gain, dBi	14.9	15	17.7	17.9	18.4	18.7
Beamwidth, Horizontal, degrees	65	60	71	69	64	57
Beamwidth, Vertical, degrees	12.4	11.2	5.7	5.2	4.9	4.6
Beam Tilt, degrees	0–14	0–14	0–7	0–7	0–7	0–7
USLS (First Lobe), dB	13	14	18	18	19	18
Front-to-Back Ratio at 180°, dB	30	29	31	30	29	31
Isolation, Cross Polarization, dB	25	25	25	25	25	25
Isolation, Inter-band, dB	30	30	30	30	30	30
VSWR Return loss, dB	1.5 14.0	1.5 14.0	1.5 14.0	1.5 14.0	1.5 14.0	1.5 14.0
PIM, 3rd Order, 2 x 20 W, dBc	-153	-153	-153	-153	-153	-153
Input Power per Port at 50° C, maximum, watts	300	300	300	300	300	300

Electrical Specifications, BASTA

Frequency Band, MHz	698–806	806–896	1695–1880	1850–1990	1920–2200	2300–2360
Gain by all Beam Tilts, average, dBi	14.5	14.5	17.3	17.7	18.1	18.5
Gain by all Beam Tilts Tolerance, dB	±0.6	±1.1	±0.4	±0.4	±0.5	±0.3
Gain by Beam Tilt, average, dBi	0° 14.4 7° 14.6 14° 14.3	0° 14.7 7° 14.7 14° 14.1	0° 17.2 4° 17.3 7° 17.3	0° 17.6 4° 17.7 7° 17.7	0° 18.0 4° 18.2 7° 18.1	0° 18.3 4° 18.5 7° 18.6
Beamwidth, Horizontal Tolerance, degrees	±2	±2.1	±3	±4.1	±6.5	±2.9
Beamwidth, Vertical Tolerance, degrees	±0.7	±0.7	±0.3	±0.2	±0.3	±0.2
USLS, beampeak to 20° above beampeak, dB	13	14	16	16	17	15
Front-to-Back Total Power at 180° ± 30°, dB	23	22	27	27	25	25
CPR at Boresight, dB	22	21	23	23	22	19
CPR at Sector, dB	10	7	16	13	11	4

Material Specifications

Radiator Material

Low loss circuit board

NHH-65B-R2B

Reflector Material Aluminum

Mechanical Specifications

Wind Loading at Velocity, frontal	278.0 N @ 150 km/h 63.6 lbf @ 150 km/h
Wind Loading at Velocity, lateral	230.0 N @ 150 km/h 51.7 lbf @ 150 km/h
Wind Loading at Velocity, maximum	120.7 lbf @ 150 km/h 537.0 N @ 150 km/h
Wind Speed, maximum	241 km/h 149.75 mph

Packaging and Weights

Width, packed	409 mm 16.102 in
Depth, packed	299 mm 11.772 in
Length, packed	1952 mm 76.85 in
Net Weight, without mounting kit	19.8 kg 43.651 lb
Weight, gross	32.3 kg 71.209 lb

Regulatory Compliance/Certifications

Agency	Classification
CHINA-ROHS	Below maximum concentration value
ISO 9001:2015	Designed, manufactured and/or distributed under this quality management system
REACH-SVHC	Compliant as per SVHC revision on www.commscope.com/ProductCompliance
ROHS	Compliant



Included Products

BSAMNT-3 — Wide Profile Antenna Downtilt Mounting Kit for 2.4 - 4.5 in (60 - 115 mm) OD round members. Kit contains one scissor top bracket set and one bottom bracket set.

* Footnotes

Performance Note Severe environmental conditions may degrade optimum performance

SAMSUNG

Dual-Band Radio Unit 700/850MHz (B13/B5) RFV01U-D2A

Samsung's RFV01U-D2A is a compact remote Radio Unit (RU) designed for deployments that require flexibility in installation and rapid onlining, without compromising on coverage, capacity or operational expenses.



The RFV01U-D2A RU targets dual-band support across Band 13 (700MHz) and Band 5 (850MHz), making it an ideal product for broad coverage footprints across multiple common low-end, long-range frequencies.

The RU handles all Radio Frequency (RF) processing in a single, compact unit, and is designed to interface via CPRI with Samsung's CDU baseband offerings, in both distributed- and central-RAN configurations.

In addition to its minimal footprint and ease of installation, the RU is also designed to reduce cost of ownership through its integrated spectrum analyzer, which allows for remote RF monitoring, greatly reducing the need for on-site maintenance visits.

Features and Benefits

- Dual-band support for broad frequency coverage
- Minimal footprint reduces site costs
- Rapid, easy installation
- Flexibly deployable in any location
- Remote RF monitoring capability
- Convection cooled, silent operation

Key Technical Specifications

Duplex Type: FDD
Operating Frequencies:
 B13: DL(746-756MHz)/UL(777-787MHz)
 B5: DL(869-894MHz)/UL(824-849MHz)
Instantaneous Bandwidth: 10MHz(B13) + 25MHz(B5)
RF Chain: 4T4R/2T4R/2T2R
Output Power: Total 320W
DU-RU Interface: CPRI (10Gbps)
Dimensions: 380 x 380 x 207mm (29.9L)
Weight: 31.9kg
Input Power: -48V DC
Operating Temp.: -40 - 55°(w/o solar load)
Cooling: Natural convection

SAMSUNG

Dual-Band Radio Unit AWS/PCS (B66/B2) RFV01U-D1A

Samsung's RFV01U-D1A is a compact remote Radio Unit (RU) designed for deployments that require flexibility in installation and rapid onlining, without compromising on coverage, capacity or operational expenses.



The RFV01U-D1A RU targets dual-band support across Band 66 (AWS) and Band 2 (PCS), making it an ideal product for broad coverage footprints across multiple common mid-range frequencies.

The RU handles all Radio Frequency (RF) processing in a single, compact unit, and is designed to interface via CPRI with Samsung's CDU baseband offerings, in both distributed- and central-RAN configurations.

In addition to its minimal footprint and ease of installation, the RU is also designed to reduce cost of ownership through its integrated spectrum analyzer, which allows for remote RF monitoring, greatly reducing the need for on-site maintenance visits.

Features and Benefits

- Dual-band support for broad frequency coverage
- Minimal footprint reduces site costs
- Rapid, easy installation
- Flexibly deployable in any location
- Remote RF monitoring capability
- Convection cooled, silent operation
- Built-in Broadcast Auxiliary Services (BAS) filter ensures compliant AWS operation without impacting footprint

Key Technical Specifications

Duplex Type: FDD
Operating Frequencies:
B66: DL(2,110-2,180MHz)/UL(1,710-1,780MHz)
B2: DL(1,930-1,990MHz)/UL(1,850-1,910MHz)
Instantaneous Bandwidth:
70MHz(B66) + 60MHz(B2)
RF Chain: 4T4R/2T4R/2T2R
Output Power: Total 320W
DU-RU Interface: CPRI (10Gbps)
Dimensions: 380 x 380 x 255mm (36.8L)
Weight: 38.3kg
Input Power: -48V DC
Operating Temp.: -40 - 55°(w/o solar load)
Cooling: Natural convection



MASTERLINE Classic Hybrid (MLCH) 12/24 Low Inductance Hybrid Cable

HUBER+SUHNER AG
Fiber Optics
MASTERLINE classic hybrid
DOC-0000802867 Rev A

2017-11-16
Page 1 of 9



Introduction

Hybrid-riser cable with distribution box

This solution, a factory-terminated hybrid-riser cable assembly, minimises the amount of cables running up the mast. At the hybrid distribution box the multi-fiber / wire cable are split into individual cables which are linked to the RRHs with short jumper cables. The jumpers allow an adaptation to different RRH interfaces and therefore make the solution independent from the system vendor's hardware.



MASTERLINE Classic Hybrid (MLCH) 12/24 Low Inductance Hybrid Cable

Fiber optic		
Number of fiber optic cables		1
Cable type		Glass-armoured multi-fiber loose tube jelly-filled
Cable diameter		0.378" (9.6 mm)
Number of fibers per fiber optic cable		48
Fiber type		SM E9/125 acc. G.652.D
Strain relief		Glass-armoured
Jacket material		LSFH
Jacket color		Black
Minimum bend radius	during installation	140 mm
	in service	100 mm
Tensile strength	during installation	9'000 N
IEC 60794-1-2 E1	in service	4'000 N
Crush resistance	short term	6'000 N
IEC 60794-1-2 E3	long term	3'000 N

Conductors		
Number of conductors		24
Conductor construction		Coaxial pairs
Conductor cross section		AWG 6
Conductor class		C
Insulation material		PVC white
Insulation diameter		0.246" (6.3 mm)
Conductor jacket material		PVC black
Conductor jacket diameter		0.372" (9.5 mm)
Conductor marking / color coding		Black number 1 to 12 on white insulation and white numbers 1 to 12 on black jacket with 3 white strips
Resistance of core (+20°C)		1.31 Ω/km
Inductance		< 0.2 μH/m
Max. continuous current @ 25°C		to be calculated
Maximum operating voltage		600 V
Test voltage		8.4 kVdc





MASTERLINE Classic Hybrid (MLCH) 12/24 Low Inductance Hybrid Cable


Composite	
Screen material	Wrapped copper foil 0.003" (0.07 mm)
Screen coverage	100%
Screen diameter	1.720 ± 0.064" (43.7 ± 1.5 mm)
Drain wire / Earth conductor	Copper AWG 6, class B
Alarm wires	4 twisted pairs AWG 18
Alarm wires color code	black+black/white, black+orange, black+violet, black+yellow
Outer sheath material	PVC heat, moisture and sunlight resistant
Outer sheath color	Black (inner layer white)
Outer sheath diameter	1.909" – 2.016" (48.5 – 51.2 mm)
Outer sheath wall thickness	0.118" – 0.177" (3.0 – 4.5 mm)
Rip cord	2 x RT1680x1x3, minimum 3x1500 dTex, Ø 0.5mm
Operating temperature range	-40°C to +85°C
Weight	3.04 lbs/ft (4529 kg/km)
Bending radius during installation	12x cable-Ø
Bending radius fixed installation	10x cable-Ø
Flame retardant	FT4, DIRECT BURIAL
Standards	UL 1277, UL 2882, UL 83, UL 1685
Ratings	UL TC-OF-ER 600V, 90°C DRY / WET, 75°C JKT
Printing on jacket after each meter	HUBER+SUHNER " item no" "conductor type" "fiber type" "rating" "manufacturing date" "length indication"

Packaging/Drum:

Masterline classic hybrid is deployed on a double flange wooden reel with the inner and outer ends presented on different sections of the reel to allow easy installation whilst protecting the assembly.

Normally delivered strapped to a euro pallet for ease of shipping – once removed from pallet can be rolled on-site if necessary (taking care not to damage assembly by running across excessively rough terrain).

Care must be taken when removing assembly from the reel so as not to damage assembly – installation instructions should be followed closely.





MASTERLINE Classic Hybrid (MLCH) 12/24 Low Inductance Hybrid Cable

MLCH 12/24 low inductance products

Length [ft]	H+S Item no.	H+S Verizon PeopleSoft description	Verizon Code	Cable weight [lbs]	Weight spool incl. [lbs]	Spool dimension
30	85101473	H+S_MLC-Hybrid 12x24 Low Inductance (6AWG)JM-LCDx24 030ft	HD-12x6GA-24SM-030	127.6	412.0	
40	85101474	H+S_MLC-Hybrid 12x24 Low Inductance (6AWG)JM-LCDx24 040ft	HD-12x6GA-24SM-040	161.2	445.6	
50	85101475	H+S_MLC-Hybrid 12x24 Low Inductance (6AWG)JM-LCDx24 050ft	HD-12x6GA-24SM-050	194.8	479.2	
60	85101349	H+S_MLC-Hybrid 12x24 Low Inductance (6AWG)JM-LCDx24 060ft	HD-12x6GA-24SM-060	228.3	512.7	
70	85101476	H+S_MLC-Hybrid 12x24 Low Inductance (6AWG)JM-LCDx24 070ft	HD-12x6GA-24SM-070	261.9	546.3	
80	85101477	H+S_MLC-Hybrid 12x24 Low Inductance (6AWG)JM-LCDx24 080ft	HD-12x6GA-24SM-080	295.5	579.9	
90	85101350	H+S_MLC-Hybrid 12x24 Low Inductance (6AWG)JM-LCDx24 090ft	HD-12x6GA-24SM-090	329.1	613.5	
100	85101478	H+S_MLC-Hybrid 12x24 Low Inductance (6AWG)JM-LCDx24 100ft	HD-12x6GA-24SM-100	362.7	647.1	
110	85101479	H+S_MLC-Hybrid 12x24 Low Inductance (6AWG)JM-LCDx24 110ft	HD-12x6GA-24SM-110	396.3	680.7	
120	85101351	H+S_MLC-Hybrid 12x24 Low Inductance (6AWG)JM-LCDx24 120ft	HD-12x6GA-24SM-120	429.9	714.3	
130	85101480	H+S_MLC-Hybrid 12x24 Low Inductance (6AWG)JM-LCDx24 130ft	HD-12x6GA-24SM-130	463.4	747.8	
140	85101481	H+S_MLC-Hybrid 12x24 Low Inductance (6AWG)JM-LCDx24 140ft	HD-12x6GA-24SM-140	497.0	781.4	
150	85101352	H+S_MLC-Hybrid 12x24 Low Inductance (6AWG)JM-LCDx24 150ft	HD-12x6GA-24SM-150	530.6	815.0	
160	85101482	H+S_MLC-Hybrid 12x24 Low Inductance (6AWG)JM-LCDx24 160ft	HD-12x6GA-24SM-160	564.2	848.6	
170	85101483	H+S_MLC-Hybrid 12x24 Low Inductance (6AWG)JM-LCDx24 170ft	HD-12x6GA-24SM-170	597.8	882.2	
180	85098413	H+S_MLC-Hybrid 12x24 Low Inductance (6AWG)JM-LCDx24 180ft	HD-12x6GA-24SM-180	631.4	915.8	
190	85101484	H+S_MLC-Hybrid 12x24 Low Inductance (6AWG)JM-LCDx24 190ft	HD-12x6GA-24SM-190	665.0	949.4	
200	85101485	H+S_MLC-Hybrid 12x24 Low Inductance (6AWG)JM-LCDx24 200ft	HD-12x6GA-24SM-200	698.5	982.9	
210	85101353	H+S_MLC-Hybrid 12x24 Low Inductance (6AWG)JM-LCDx24 210ft	HD-12x6GA-24SM-210	732.1	1016.5	
220	85101486	H+S_MLC-Hybrid 12x24 Low Inductance (6AWG)JM-LCDx24 220ft	HD-12x6GA-24SM-220	765.7	1050.1	
230	85101487	H+S_MLC-Hybrid 12x24 Low Inductance (6AWG)JM-LCDx24 230ft	HD-12x6GA-24SM-230	799.3	1083.7	
240	85101354	H+S_MLC-Hybrid 12x24 Low Inductance (6AWG)JM-LCDx24 240ft	HD-12x6GA-24SM-240	832.9	1117.3	
250	85101488	H+S_MLC-Hybrid 12x24 Low Inductance (6AWG)JM-LCDx24 250ft	HD-12x6GA-24SM-250	866.5	1150.9	
260	85101489	H+S_MLC-Hybrid 12x24 Low Inductance (6AWG)JM-LCDx24 260ft	HD-12x6GA-24SM-260	900.1	1184.4	
270	85101355	H+S_MLC-Hybrid 12x24 Low Inductance (6AWG)JM-LCDx24 270ft	HD-12x6GA-24SM-270	933.6	1218.0	
280	85101490	H+S_MLC-Hybrid 12x24 Low Inductance (6AWG)JM-LCDx24 280ft	HD-12x6GA-24SM-280	967.2	1251.6	
290	85101491	H+S_MLC-Hybrid 12x24 Low Inductance (6AWG)JM-LCDx24 290ft	HD-12x6GA-24SM-290	1000.8	1285.2	
300	85101356	H+S_MLC-Hybrid 12x24 Low Inductance (6AWG)JM-LCDx24 300ft	HD-12x6GA-24SM-300	1034.4	1318.8	
310	85101492	H+S_MLC-Hybrid 12x24 Low Inductance (6AWG)JM-LCDx24 310ft	HD-12x6GA-24SM-310	1068.0	1352.4	
320	85101493	H+S_MLC-Hybrid 12x24 Low Inductance (6AWG)JM-LCDx24 320ft	HD-12x6GA-24SM-320	1101.6	1386.0	
330	85101357	H+S_MLC-Hybrid 12x24 Low Inductance (6AWG)JM-LCDx24 330ft	HD-12x6GA-24SM-330	1135.1	1419.5	
340	85101494	H+S_MLC-Hybrid 12x24 Low Inductance (6AWG)JM-LCDx24 340ft	HD-12x6GA-24SM-340	1168.7	1453.1	
350	85101495	H+S_MLC-Hybrid 12x24 Low Inductance (6AWG)JM-LCDx24 350ft	HD-12x6GA-24SM-350	1202.3	1486.7	
360	85101358	H+S_MLC-Hybrid 12x24 Low Inductance (6AWG)JM-LCDx24 360ft	HD-12x6GA-24SM-360	1235.9	1520.3	
370	85101496	H+S_MLC-Hybrid 12x24 Low Inductance (6AWG)JM-LCDx24 370ft	HD-12x6GA-24SM-370	1269.5	1553.9	
380	85101497	H+S_MLC-Hybrid 12x24 Low Inductance (6AWG)JM-LCDx24 380ft	HD-12x6GA-24SM-380	1303.1	1587.5	
390	85101359	H+S_MLC-Hybrid 12x24 Low Inductance (6AWG)JM-LCDx24 390ft	HD-12x6GA-24SM-390	1336.7	1621.1	
400	85101498	H+S_MLC-Hybrid 12x24 Low Inductance (6AWG)JM-LCDx24 400ft	HD-12x6GA-24SM-400	1370.2	1654.6	
410	85101499	H+S_MLC-Hybrid 12x24 Low Inductance (6AWG)JM-LCDx24 410ft	HD-12x6GA-24SM-410	1403.8	1688.2	
420	85101360	H+S_MLC-Hybrid 12x24 Low Inductance (6AWG)JM-LCDx24 420ft	HD-12x6GA-24SM-420	1437.4	1721.8	
430	85101500	H+S_MLC-Hybrid 12x24 Low Inductance (6AWG)JM-LCDx24 430ft	HD-12x6GA-24SM-430	1471.0	1755.4	
440	85101501	H+S_MLC-Hybrid 12x24 Low Inductance (6AWG)JM-LCDx24 440ft	HD-12x6GA-24SM-440	1504.6	1789.0	
450	85101361	H+S_MLC-Hybrid 12x24 Low Inductance (6AWG)JM-LCDx24 450ft	HD-12x6GA-24SM-450	1538.2	1822.6	
460	85101502	H+S_MLC-Hybrid 12x24 Low Inductance (6AWG)JM-LCDx24 460ft	HD-12x6GA-24SM-460	1571.8	1856.2	
470	85101503	H+S_MLC-Hybrid 12x24 Low Inductance (6AWG)JM-LCDx24 470ft	HD-12x6GA-24SM-470	1605.3	1889.7	
480	85101362	H+S_MLC-Hybrid 12x24 Low Inductance (6AWG)JM-LCDx24 480ft	HD-12x6GA-24SM-480	1638.9	1923.3	
490	85101504	H+S_MLC-Hybrid 12x24 Low Inductance (6AWG)JM-LCDx24 490ft	HD-12x6GA-24SM-490	1672.5	1956.9	
500	85101505	H+S_MLC-Hybrid 12x24 Low Inductance (6AWG)JM-LCDx24 500ft	HD-12x6GA-24SM-500	1706.1	1990.5	
510	85101363	H+S_MLC-Hybrid 12x24 Low Inductance (6AWG)JM-LCDx24 510ft	HD-12x6GA-24SM-510	1739.7	2024.1	
520	85101621	H+S_MLC-Hybrid 12x24 Low Inductance (6AWG)JM-LCDx24 520ft	HD-12x6GA-24SM-520	1773.3	2057.7	
530	85101622	H+S_MLC-Hybrid 12x24 Low Inductance (6AWG)JM-LCDx24 530ft	HD-12x6GA-24SM-530	1806.9	2091.3	
540	85101623	H+S_MLC-Hybrid 12x24 Low Inductance (6AWG)JM-LCDx24 540ft	HD-12x6GA-24SM-540	1840.4	2124.8	
550	85101624	H+S_MLC-Hybrid 12x24 Low Inductance (6AWG)JM-LCDx24 550ft	HD-12x6GA-24SM-550	1874.0	2158.4	
560	85101625	H+S_MLC-Hybrid 12x24 Low Inductance (6AWG)JM-LCDx24 560ft	HD-12x6GA-24SM-560	1907.6	2192.0	
570	85101626	H+S_MLC-Hybrid 12x24 Low Inductance (6AWG)JM-LCDx24 570ft	HD-12x6GA-24SM-570	1941.2	2225.6	
580	85101627	H+S_MLC-Hybrid 12x24 Low Inductance (6AWG)JM-LCDx24 580ft	HD-12x6GA-24SM-580	1974.8	2259.2	
590	85101628	H+S_MLC-Hybrid 12x24 Low Inductance (6AWG)JM-LCDx24 590ft	HD-12x6GA-24SM-590	2008.4	2292.8	
600	85101629	H+S_MLC-Hybrid 12x24 Low Inductance (6AWG)JM-LCDx24 600ft	HD-12x6GA-24SM-600	2042.0	2326.4	
610	85101630	H+S_MLC-Hybrid 12x24 Low Inductance (6AWG)JM-LCDx24 610ft	HD-12x6GA-24SM-610	2075.5	2359.9	



ø51.2x53.15 inch (ø1300x1350mm)



Questions? Visit www.Talleycom.com or contact Talley at 800.949.7079 or Sales@Talleycom.com today.

You Connect the World. We Make It Easy.®

ATTACHMENT 3

Site Name: Burlington Tower Height: 180 Ft		General		Power		Density							
CARRIER	# OF CHAN.	WATTS ERP	HEIGHT	CALC. POWER DENS	FREQ.	MAX. PERMISS. EXP.	FRACTION MPE	Total					
*Public Safety	1	60	188	159.225	0.0007	0.2000	0.03%						
*Public Safety	1	75	188	154.725	0.0008	0.2000	0.04%						
*Public Safety	1	75	188	155.745	0.0008	0.2000	0.04%						
*Public Safety	1	40	144	155.345	0.0008	0.2000	0.04%						
*Public Safety	receive only		134										
*Public Safety	1	100	113	33.5	0.0031	0.2000	0.16%						
*Public Safety	6	50	106	155	0.0108	0.2000	0.54%						
*AT&T	2	424	169.7	850	0.0114	0.5667	0.20%						
*AT&T	4	1371	169.7	1900	0.0736	1.0000	0.74%						
*AT&T	4	1371	169.7	1900	0.0736	1.0000	0.74%						
*AT&T	4	1503	169.7	1900	0.0807	1.0000	0.81%						
*AT&T	2	885	169.7	700	0.0238	0.4667	0.51%						
*AT&T	2	1040	170	850	0.0278	0.5667	0.49%						
*AT&T	4	1181	169.7	2100	0.0634	1.0000	0.63%						
*AT&T	2	650	169.7	850	0.0174	0.5667	0.31%						
*T-Mobile	2	1556	175	1900	0.0392	1.0000	0.39%						
*T-Mobile	2	2334	175	2100	0.0588	1.0000	0.59%						
*T-Mobile	1	1556	175	2100	0.0196	1.0000	0.20%						
*T-Mobile	2	789	175	600	0.0199	0.4000	0.50%						
*T-Mobile	2	433	175	700	0.0109	0.4667	0.23%						
VZW PCS	1	5880	160	0.0826	1970	1.0	8.26%						
VZW Cellular LTE	1	1370	160	0.0192	869	0.579333	3.32%						
VZW Cellular	2	380	160	0.0107	880	0.579333	1.84%						
VZW AWS	1	6535	160	0.0918	2145	1.0	9.18%						
VZW 700	1	2655	160	0.0373	746	0.497333	7.50%						37.28%
* Source: Siting Council													

ATTACHMENT 4



Structural Analysis Report

Property Owner	Town of Burlington
Structural Type	179 ft Monopole Tower
Site Address	719 George Washington Tpke Burlington, CT 06103
Site ID	N/A
Site Name	N/A
Latitude	41.766825
Longitude	-72.961511

Client	Verizon Wireless 20 Alexander Drive, 2 nd Floor Wallingford, CT 06492
Site Type	MACRO
Site ID	N/A
Site Name	BURLINGTON_CT
Location Code	46857

Prepared by	Nexius Solutions, Inc. 300 Apollo Drive, Suite 7 Chelmsford, MA 01824
Job/Task Number	VZW46857A01-NX062
Rev	1
Email	structurals@nexius.com
Phone	972-581-9888
Date	04/17/2020
Result	Adequate (97.7%)

NEXIUS

Dear Sir / Madam:

Nexius Solutions is pleased to submit this **Report** to determine the structural integrity of the referred tower.

Referenced documents used for this analysis are listed in the section DOCUMENTS & REFERENCES. This analysis has been performed in compliance with

- *2018 Connecticut State Building Code (IBC 2015 w/ State Amendments)*
- *ANSI/TIA-222-G w/ Addendums, Structural Standard for Antenna Supporting Structures and Antennas.*

Detailed design parameters are listed in Table 1. Analysis loading is detailed in Table 2 and Table 3.

Based on our analysis we have determined the following result:

Tower Stress Level	Adequate (94.1%)
Base Plate	Adequate (97.7%)
Foundation	Adequate (75.1%)

Nexius Solutions appreciates the opportunity of providing continued engineering services. Should you have any questions, comments or require additional information, please do not hesitate to contact us.

Sincerely,

Analysis Prepared by:

Akshay Doddamani
Structural Engineer

Approved by:

Jiazhu Hu, P.E.
Engineering Manager
License #: 31530



Digitally signed by Jiazhu Hu, Ph.D.,
P.E.

DN: cn=Jiazhu Hu, Ph.D., P.E.,
o=Nexius, ou=Engineering,
email=Jiazhu.Hu@Nexius.com, c=US
Date: 2020.04.17 15:38:14 -04'00'



NEXIUS

DOCUMENTS & REFERENCES

- RFDS, Location Code: 46857, Site Name: BURLINGTON_CT , by Verizon Wireless, dated 01/08/2020.
- Construction Drawings (FOR CONSTRUCTION), Location Code: 46857, Verizon Site Name: BURLINGTON_CT, by Nexius dated 02/26/2020.
- Structural Analysis, Centek Project No: 17051.00, T-Mobile Site Ref: CTHA539A, by CENTEK Engineering, Inc. dated 04/17/2017.
- Structural Analysis, Nexius PO Number: PO-2400547, Verizon Site Name: BURLINGTON_CT, by Lamson Engineering Corporation, dated 08/15/2017.
- Structural Analysis, Rev 0, Location Code: 46857, Verizon Site Name: BURLINGTON_CT, by Nexius dated 02/26/2020.

DESIGN STANDARDS & PARAMETERS

TABLE 1 STANDARDS & DESIGN PARAMETERS

Codes and Standards	
Building Code	2018 Connecticut State Building Code (IBC 2015 w/ State Amendments)
TIA Standard	ANSI/TIA-222-G w/ Addendums
Wind Parameters	
Ultimate Wind Speed	120 mph
Nominal Wind Speed	93 mph
Nominal Wind Speed with Ice	50 mph
Radial Ice Thickness	1 in
Exposure Category	C
Structure Class	III
Topographic Category	1
Seismic Design Parameters*	
S _s	0.182
S ₁	0.064

RESULTS & RECOMMENDATIONS

The existing structural modification details are not available. It is assumed that the installed tower reinforcement was originally designed, installed and maintained properly and the equivalent thickness(es) for section(s) with tower modifications used in the above referred previous structural analysis is correct. Based on our analysis, it is determined that the existing tower structure to be **adequate** to support the existing and proposed loading.

All structural components and connections should be checked for tightness and good condition prior to installing any proposed loading. The analysis is performed based on structural information obtained from provided drawings, site visit and some measurements. The analysis assumes that the provided information is accurate. If the site conditions are different from assumptions or do not meet requirements, the analysis result would not be valid and Nexius should be notified for re-evaluation.

NEXIUS

LOADING

TABLE 2 – PROPOSED ANTENNA AND CABLE INFORMATION

Mount Elev. ft	Ant. Ctr. Elev. ft	Qty	Antenna Manufacturer	Antenna Model	No. of Feed Lines	Feed Line Size in	Note
160.0	160.0	6	CommScope	NHH-65B-R2B	1	12x24 Hybrid Cable	-
		3	Samsung	B2/B66A RRH-BR049			
		3	Samsung	B5/B13 RRH-BR04C			
		1	Raycap	RVZDC-6627-PF-48			

TABLE 3 – EXISTING AND RESERVED ANTENNA AND CABLE INFORMATION

Mount Elev. ft	Ant. Ctr. Elev. ft	Qty	Antenna Manufacturer	Antenna Model	No. of Feed Lines	Feed Line Size in	Note
179.0	191.0	3	-	20-ft Omni Antenna	3	1-5/8	1
179.0	179.0	3	Andrew	LNx-6515DS	6	1-5/8	1
		6	Ericsson	AIR21			
		1	-	14-ft Low Profile Platform Mount	1	1-1/4	
168.0	170.0	6	Powerwave	7770.0	12	1-5/8 Fiber DC	1
		3	Powerwave	P65-17-XLH-RR			
		6	Ericsson	RRUS-11			
		1	Raycap	DC6-48-60-18-8F			
		6	Powerwave	LGP21401			
		6	Powerwave	LGP13519			
		1	-	Universal Ring Mount			
1	-	14-ft Low Profile Platform Mount					
158.0	160.0	6	Celwave	APL866513	12	1-5/8	1
		1	-	14-ft Low Profile Platform Mount w/ Proposed Modifications			
		3	Amphenol	BXA-70063-6CF	-	-	2
		3	Amphenol	BXA-171063-8BF			
		6	RFS	FD9R6004/2C-3L			
138.0	138.0	1	-	8-ft Omni Directional Whip	1	1-5/8 1/2	1
		1	-	20-ft 4-Bay Dipole			
		1	-	3-ft Yagi			
		2	-	3-ft Standoff Mount			
112.5	112.5	1	-	10-ft Dipole Antenna	1	1-5/8	1
		1	-	3-ft Standoff Mount			

Notes:

- 1) Existing Equipment
- 2) Equipment to be removed; Not considered in this analysis

NEXIUS

ANALYSIS

tnxTower, a commercially available analysis software package, was used to create a three-dimensional model of the tower and calculate member stresses for required loading cases. Selected output from the analysis is included in APPENDICES.

RESULTS – MEMBER CAPACITIES

<i>Section</i>	<i>Elevation</i>	<i>Component</i>	<i>Size</i>	<i>Critical Element</i>	<i>P</i>	ϕP_{allow}	<i>% Capacity</i>	<i>Pass Fail</i>
<i>No.</i>	<i>ft</i>	<i>Type</i>			<i>K</i>	<i>K</i>		
L1	179 - 139.5	Pole	TP28.0455x19.5x0.1875	1	-10.72	1062.10	87.1	Pass
L2	139.5 - 93.4	Pole	TP37.5377x26.8051x0.37	2	-20.22	3187.78	67.2	Pass
			5					
L3	93.4 - 46.31	Pole	TP47.123x35.6737x0.375	3	-32.88	3800.33	82.2	Pass
L4	46.31 - 0	Pole	TP56.25x44.9739x0.375	4	-50.55	4334.66	94.1	Pass
							Summary	
						Pole (L4)	94.1	Pass
						RATING	94.1	Pass

Standard Conditions for Providing Structural Consulting Services on Existing Structures

1. The structure is analyzed to the best of our ability using all information that is provided or can be obtained during fieldwork (if authorized by client). If the existing conditions are not as we have represented in this analysis, the analysis would not be valid, and we should be contacted to evaluate the significance of the deviation and revise the assessment accordingly.
2. The structural analysis has been performed assuming that the structural members, parts and component were originally designed properly and are all in “like new” condition. No allowance was made for excessive corrosion, damaged or missing structural members, loose bolts, misaligned parts, or any reduction in strength due to the age or fatigue of the product.
3. The structural analysis provided is an assessment of the primary load carrying capacity of the structural members, components and parts. We provided a limited scope of service. In some cases, we cannot verify the capacity of every weld, plate, connection detail, etc. In some cases, structural fabrication details are unknown at the time of our analysis, and the detailed field measurement of some of the required details may not be possible. In instances where we cannot perform connection capacity calculations, it is assumed that the existing manufactured connections develop the full capacity of the primary members being connected.
4. We cannot be held responsible for structural members, components and parts that are installed improperly, are loose or have a tendency of working loose over the lifetime. Our analysis has been performed assuming fully tightened connections, and proper installation per manufacturer’s instructions.
5. The structural analysis has been performed using information currently provided by the client and potentially field verified. We have been provided with a loading arrangement for all telecommunications equipment on the structure. Our analysis has been based upon a particular loading arrangement provided. We are not responsible for deviations in the loading arrangements that may occur over time. If deviations in loading arrangements are proposed, then the analysis would not be valid and we should be contacted to revise the analysis.
6. We cannot be held responsible for temporary and unbalanced loads on structure. Our analysis is based on a particular loading arrangement or as-build field condition. We are not responsible for the methods and means of how the loading arrangement is accomplished by the contractor. These methods and means may include rigging of equipment or hardware to lift and locate, temporary hanging of equipment in locations other than the final arrangement, movement and tie off of tower riggers, personnel, and their equipment, etc.
7. It is assumed that all welded connections are performed in the shop under the latest American Welding Society Code. No field welds are permitted or assumed for the existing pre-manufactured equipment.
8. Steel grade and strength are unknown and cannot be field tested. We cannot be held responsible for equipment manufactured from inferior steel or bolts. Our analysis assumes that standard structural grade steel has been used by the equipment manufacturer for all assembled parts of the mounting apparatus. Acceptable steels and connection components are specified by the American Institute of Steel Construction. In case no accurate info available, following material assumptions were used:

Pipe	ASTM A572-65
Anchor Bolts	ASTM A615-75
Base Plate	ASTM A572-60

n e x i u s

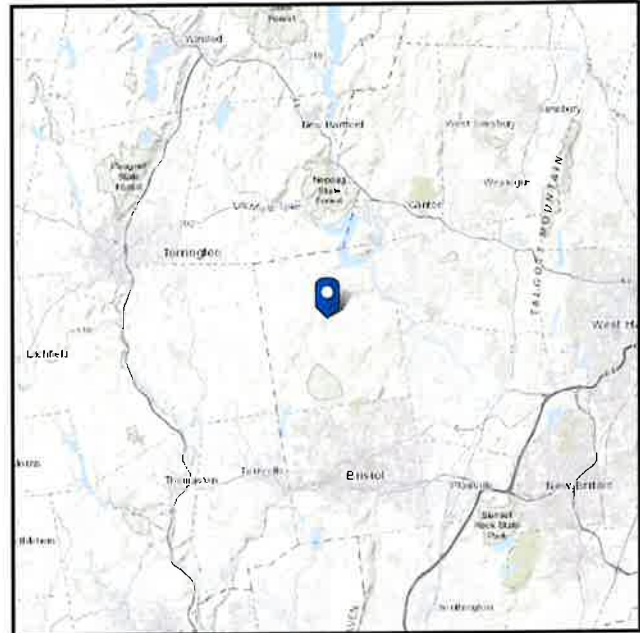
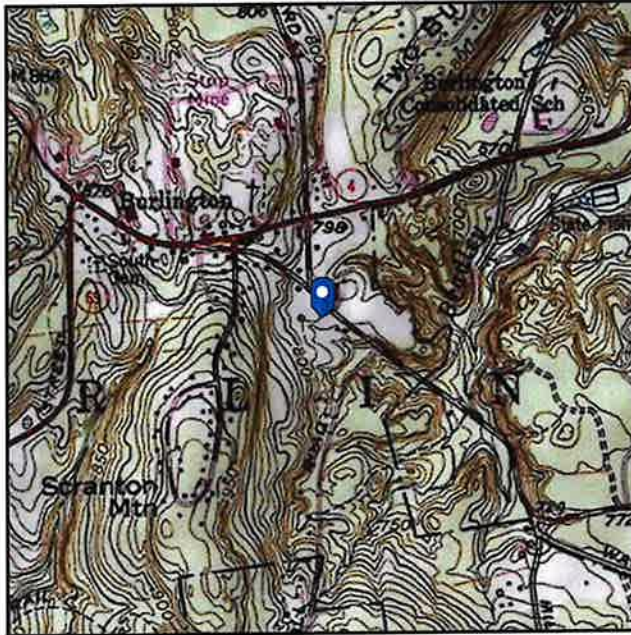
Appendix #1: Loading Parameters and Calculations

ASCE 7 Hazards Report

Address:
No Address at This
Location

Standard: ASCE/SEI 7-10
Risk Category: II
Soil Class: D - Stiff Soil

Elevation: 775.03 ft (NAVD 88)
Latitude: 41.766825
Longitude: -72.961511



Wind

Results:

Wind Speed:	119 Vmph
10-year MRI	76 Vmph
25-year MRI	85 Vmph
50-year MRI	91 Vmph
100-year MRI	97 Vmph

Data Source: ASCE/SEI 7-10, Fig. 26.5-1A and Figs. CC-1–CC-4, incorporating errata of March 12, 2014

Date Accessed: Mon Feb 24 2020

Value provided is 3-second gust wind speeds at 33 ft above ground for Exposure C Category, based on linear interpolation between contours. Wind speeds are interpolated in accordance with the 7-10 Standard. Wind speeds correspond to approximately a 7% probability of exceedance in 50 years (annual exceedance probability = 0.00143, MRI = 700 years).

Site is in a hurricane-prone region as defined in ASCE/SEI 7-10 Section 26.2. Glazed openings need not be protected against wind-borne debris.

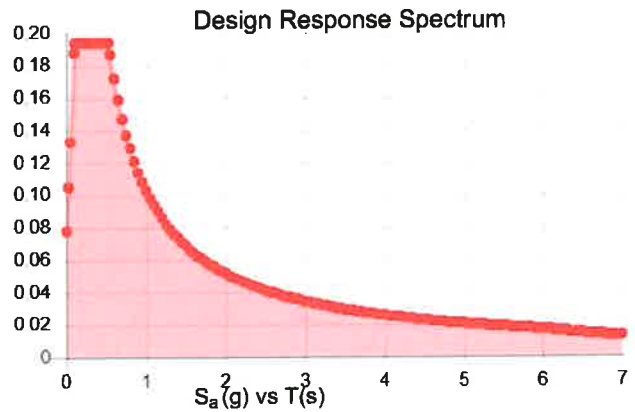
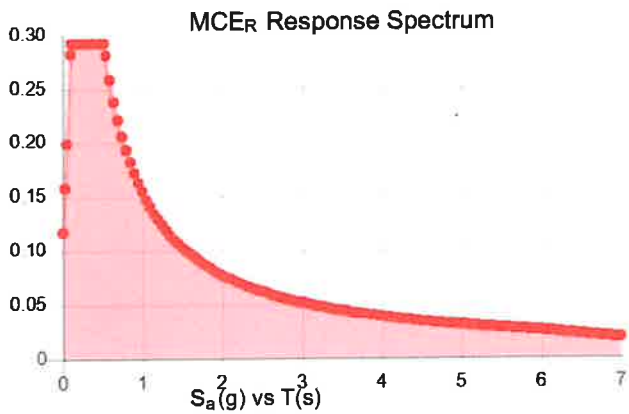
Mountainous terrain, gorges, ocean promontories, and special wind regions should be examined for unusual wind conditions.

Site Soil Class: D - Stiff Soil

Results:

S_s :	0.182	S_{DS} :	0.194
S_1 :	0.064	S_{D1} :	0.103
F_a :	1.6	T_L :	6
F_v :	2.4	PGA :	0.092
S_{MS} :	0.292	PGA_M :	0.147
S_{M1} :	0.155	F_{PGA} :	1.6
		I_e :	1

Seismic Design Category B



Data Accessed:

Mon Feb 24 2020

Date Source:

USGS Seismic Design Maps based on ASCE/SEI 7-10, incorporating Supplement 1 and errata of March 31, 2013, and ASCE/SEI 7-10 Table 1.5-2. Additional data for site-specific ground motion procedures in accordance with ASCE/SEI 7-10 Ch. 21 are available from USGS.



Ice

Results:

Ice Thickness: 1.00 in.
Concurrent Temperature: 5 F
Gust Speed: 50 mph

Data Source: Standard ASCE/SEI 7-10, Figs. 10-2 through 10-8

Date Accessed: Mon Feb 24 2020

Ice thicknesses on structures in exposed locations at elevations higher than the surrounding terrain and in valleys and gorges may exceed the mapped values.

Values provided are equivalent radial ice thicknesses due to freezing rain with concurrent 3-second gust speeds, for a 50-year mean recurrence interval, and temperatures concurrent with ice thicknesses due to freezing rain. Thicknesses for ice accretions caused by other sources shall be obtained from local meteorological studies. Ice thicknesses in exposed locations at elevations higher than the surrounding terrain and in valleys and gorges may exceed the mapped values.

The ASCE 7 Hazard Tool is provided for your convenience, for informational purposes only, and is provided "as is" and without warranties of any kind. The location data included herein has been obtained from information developed, produced, and maintained by third party providers; or has been extrapolated from maps incorporated in the ASCE 7 standard. While ASCE has made every effort to use data obtained from reliable sources or methodologies, ASCE does not make any representations or warranties as to the accuracy, completeness, reliability, currency, or quality of any data provided herein. Any third-party links provided by this Tool should not be construed as an endorsement, affiliation, relationship, or sponsorship of such third-party content by or from ASCE.

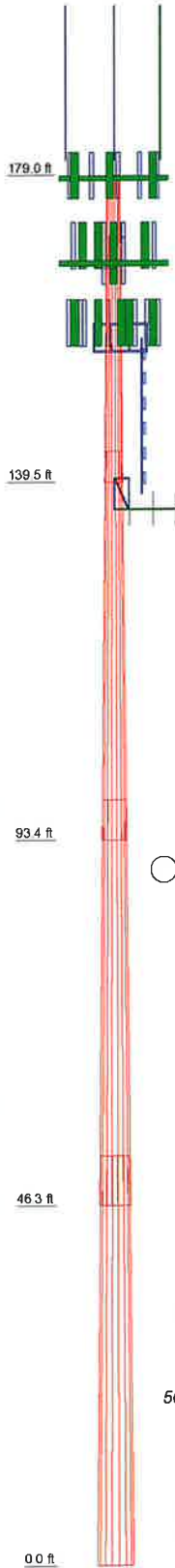
ASCE does not intend, nor should anyone interpret, the results provided by this Tool to replace the sound judgment of a competent professional, having knowledge and experience in the appropriate field(s) of practice, nor to substitute for the standard of care required of such professionals in interpreting and applying the contents of this Tool or the ASCE 7 standard.

In using this Tool, you expressly assume all risks associated with your use. Under no circumstances shall ASCE or its officers, directors, employees, members, affiliates, or agents be liable to you or any other person for any direct, indirect, special, incidental, or consequential damages arising from or related to your use of, or reliance on, the Tool or any information obtained therein. To the fullest extent permitted by law, you agree to release and hold harmless ASCE from any and all liability of any nature arising out of or resulting from any use of data provided by the ASCE 7 Hazard Tool.

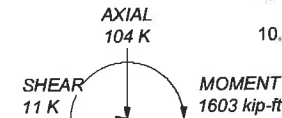
n e x i u s

Appendix #2: tnxTower Output

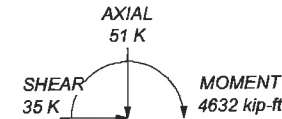
Section	Length (ft)	Number of Sides	Thickness (in)	Socket Length (ft)	Top Dia (in)	Bot Dia (in)	Grade	Weight (K)
1	39.50	18	0.1875	4.00	19.5000	28.0455		1.9
2	50.10	18	0.3750	5.20	26.8051	37.5377	A572-65	6.5
3	52.29	18	0.3750	6.39	35.6737	47.1230		6.7
4	52.70	18	0.3750	44.9739	56.2500			10.7
								27.7



ALL REACTIONS ARE FACTORED



TORQUE 1 kip-ft
50 mph WIND - 1.0000 in ICE



TORQUE 4 kip-ft
REACTIONS - 93 mph WIND

DESIGNED APPURTENANCE LOADING

TYPE	ELEVATION	TYPE	ELEVATION
20' X 2" Dia Omni Antenna w/ Mtg Pipe (Town)	179	RRUS 11 w/ mtg pipe (ATI)	168
20' X 2" Dia Omni Antenna w/ Mtg Pipe (Town)	179	RRUS 11 w/ mtg pipe (ATI)	168
20' X 2" Dia Omni Antenna w/ Mtg Pipe (Town)	179	RRUS 11 w/ mtg pipe (ATI)	168
LNx-6515DS-A1M w/ Min Pipe (T-Mobile)	179	DC6-48-60-18-8F (ATI)	168
LNx-6515DS-A1M w/ Min Pipe (T-Mobile)	179	Universal Ring Mount (ATI)	168
LNx-6515DS-A1M w/ Min Pipe (T-Mobile)	179	(2) NHH-65B-R2B w/ Mtg pipe (Verizon)	158
LNx-6515DS-A1M w/ Min Pipe (T-Mobile)	179	(2) NHH-65B-R2B w/ Mtg pipe (Verizon)	158
LNx-6515DS-A1M w/ Min Pipe (T-Mobile)	179	(2) NHH-65B-R2B w/ Mtg pipe (Verizon)	158
AIR21 B4A B2P w/ Mtg pipe (T-Mobile)	179	APL866513 w/Mount Pipe (Verizon)	158
AIR21 B4A B2P w/ Mtg pipe (T-Mobile)	179	APL866513 w/Mount Pipe (Verizon)	158
AIR21 B4A B2P w/ Mtg pipe (T-Mobile)	179	APL866513 w/Mount Pipe (Verizon)	158
AIR21 B4A B2P w/ Mtg pipe (T-Mobile)	179	APL866513 w/Mount Pipe (Verizon)	158
AIR21 B4A B2P w/ Mtg pipe (T-Mobile)	179	APL866513 w/Mount Pipe (Verizon)	158
AIR21 B4A B2P w/ Mtg pipe (T-Mobile)	179	APL866513 w/Mount Pipe (Verizon)	158
AIR21 B4A B2P w/ Mtg pipe (T-Mobile)	179	APL866513 w/Mount Pipe (Verizon)	158
14-ft Low Profile Platform (T-Mobile)	179	B2/B66A RRH BR049 (Verizon)	158
Antenna 7770 0 w/ Mtg Pipe (ATI)	168	B2/B66A RRH BR049 (Verizon)	158
Antenna 7770 0 w/ Mtg Pipe (ATI)	168	B2/B66A RRH BR049 (Verizon)	158
Antenna 7770 0 w/ Mtg Pipe (ATI)	168	SamSung B5/B13 RRH-BR04C (Verizon)	158
Antenna 7770 0 w/ Mtg Pipe (ATI)	168	SamSung B5/B13 RRH-BR04C (Verizon)	158
Antenna 7770 0 w/ Mtg Pipe (ATI)	168	SamSung B5/B13 RRH-BR04C (Verizon)	158
Antenna 7770 0 w/ Mtg Pipe (ATI)	168	SamSung B5/B13 RRH-BR04C (Verizon)	158
P65-17-XLH-RR w/ Mtg Pipe (ATI)	168	RVZDC-6627-PF-48 (Verizon)	158
P65-17-XLH-RR w/ Mtg Pipe (ATI)	168	14-ft Low Profile Platform (Verizon)	158
(2) LGP13519 (ATI)	168	NA 509-3 (Site Pro 1 Kicker Kl, P/N PRK-1245L) (Verizon)	158
(2) LGP13519 (ATI)	168	NA 510-1 (Added Handrail) (Verizon)	158
(2) LGP13519 (ATI)	168	8' x 2" Omni (Town)	138
(2) LGP21401 (ATI)	168	S0 701 (Town)	138
(2) LGP21401 (ATI)	168	S0 701 (Town)	138
(2) LGP21401 (ATI)	168	S0 701 (Town)	138
14-ft Low Profile Platform (ATI)	168	3' Yagi (Town)	138
RRUS 11 (ATI)	168	20' 4-bay Dipole (Town)	138
RRUS 11 (ATI)	168	S0 701 (Town)	112.5
RRUS 11 (ATI)	168	10' 2-bay Dipole (Town)	112.5

MATERIAL STRENGTH

GRADE	Fy	Fu	GRADE	Fy	Fu
A572-65	65 ksi	80 ksi			

TOWER DESIGN NOTES

1. Tower designed for Exposure C to the TIA-222-G Standard.
2. Tower designed for a 93 mph basic wind in accordance with the TIA-222-G Standard.
3. Tower is also designed for a 50 mph basic wind with 1.00 in ice. Ice is considered to increase in thickness with height.
4. Deflections are based upon a 60 mph wind.
5. Tower Structure Class III.
6. Topographic Category 1 with Crest Height of 0.00 ft
7. Weld together tower sections have flange connections.
8. Connections use galvanized A325 bolts, nuts and locking devices. Installation per TIA/EIA-222 and AISC Specifications.
9. Tower members are "hot dipped" galvanized in accordance with ASTM A123 and ASTM A153 Standards.
10. Welds are fabricated with ER-70S-6 electrodes.

Nexius		Job: VZW468547A01	
300 Apollo Drive, Suite 7 Chelmsford, MA 01824 Phone: 1 (978) 923-7965 FAX:		Project: BURLINGTON CT Client: Verizon Wireless Code: TIA-222-G Date: 04/17/20 Path: D:\Structural Analysis\BURLINGTON CT\Analysis\BURLINGTON CT.en	
Drawn by: Akshay Doddamani		App'd:	
Scale: NTS		Dwg No. E-1	

tnxTower Nexius 300 Apollo Drive, Suite 7 Chelmsford, MA 01824 Phone: 1 (978) 923-7965 FAX:	Job VZW468547A01	Page 1 of 7
	Project BURLINGTON_CT	Date 15:02:49 04/17/20
	Client Verizon Wireless	Designed by Akshay Doddamani

Tower Input Data

The tower is a monopole.
This tower is designed using the TIA-222-G standard.
The following design criteria apply:

- Basic wind speed of 93 mph.
- Structure Class III.
- Exposure Category C.
- Topographic Category 1.
- Crest Height 0.00 ft.
- Nominal ice thickness of 1.0000 in.
- Ice thickness is considered to increase with height.
- Ice density of 56 pcf.
- A wind speed of 50 mph is used in combination with ice.
- Temperature drop of 50 °F.
- Deflections calculated using a wind speed of 60 mph.
- Weld together tower sections have flange connections..
- Connections use galvanized A325 bolts, nuts and locking devices. Installation per TIA/EIA-222 and AISC Specifications..
- Tower members are "hot dipped" galvanized in accordance with ASTM A123 and ASTM A153 Standards..
- Welds are fabricated with ER-70S-6 electrodes..
- A non-linear (P-delta) analysis was used.
- Pressures are calculated at each section.
- Stress ratio used in pole design is 1.
- Local bending stresses due to climbing loads, feed line supports, and appurtenance mounts are not considered.

Tapered Pole Section Geometry

Section	Elevation ft	Section Length ft	Splice Length ft	Number of Sides	Top Diameter in	Bottom Diameter in	Wall Thickness in	Bend Radius in	Pole Grade
L1	179.00-139.50	39.50	4.00	18	19.5000	28.0455	0.1875	0.7500	A572-65 (65 ksi)
L2	139.50-93.40	50.10	5.20	18	26.8051	37.5377	0.3750	1.5000	A572-65 (65 ksi)
L3	93.40-46.31	52.29	6.39	18	35.6737	47.1230	0.3750	1.5000	A572-65 (65 ksi)
L4	46.31-0.00	52.70		18	44.9739	56.2500	0.3750	1.5000	A572-65 (65 ksi)

Tapered Pole Properties

Section	Tip Dia. in	Area in ²	I in ⁴	r in	C in	I/C in ³	J in ⁴	I/Q in ²	w in	w/t
L1	19.7719	11.4934	541.5782	6.8559	9.9060	54.6717	1083.8689	5.7478	3.1020	16.544
	28.4492	16.5790	1625.5317	9.8896	14.2471	114.0955	3253.2023	8.2911	4.6060	24.565
L2	28.0309	31.4585	2776.3466	9.3827	13.6170	203.8882	5556.3464	15.7322	4.0577	10.821
	38.0589	44.2329	7717.8693	13.1928	19.0692	404.7306	15445.8939	22.1207	5.9466	15.858

tnxTower Nexius 300 Apollo Drive, Suite 7 Chelmsford, MA 01824 Phone: 1 (978) 923-7965 FAX:	Job	VZW468547A01	Page	2 of 7
	Project	BURLINGTON_CT	Date	15:02:49 04/17/20
	Client	Verizon Wireless	Designed by	Akshay Doddamani

Section	Tip Dia. in	Area in ²	I in ⁴	r in	C in	I/C in ³	J in ⁴	I/Q in ²	w in	w/t
L3	37.3224	42.0143	6613.8340	12.5311	18.1223	364.9563	13236.3706	21.0112	5.6186	14.983
	47.7921	55.6418	15362.6008	16.5955	23.9385	641.7533	30745.4162	27.8262	7.6336	20.356
L4	46.9982	53.0838	13339.7306	15.8326	22.8467	583.8794	26697.0140	26.5469	7.2554	19.348
	57.0599	66.5052	26231.8094	19.8356	28.5750	917.9986	52498.1354	33.2589	9.2400	24.64

Tower Elevation	Gusset Area (per face)	Gusset Thickness	Gusset Grade	Adjust. Factor A _f	Adjust. Factor A _r	Weight Mult.	Double Angle Stitch Bolt Spacing Diagonals	Double Angle Stitch Bolt Spacing Horizontals	Double Angle Stitch Bolt Spacing Redundants
ft	ft ²	in					in	in	in
L1 179.00-139.50				1	1	1			
L2 139.50-93.40				1	1	1			
L3 93.40-46.31				1	1	1			
L4 46.31-0.00				1	1	1			

Feed Line/Linear Appurtenances - Entered As Area

Description	Face or Leg	Allow Shield	Exclude From Torque Calculation	Component Type	Placement ft	Total Number		C _A A _s ft ² /ft	Weight klf
LDF7-50A (1-5/8 FOAM) (Town)	B	No	Yes	Inside Pole	179.00 - 3.00	3	No Ice 1/2" Ice 1" Ice	0.00 0.00 0.00	0.00 0.00 0.00
LDF7-50A (1-5/8 FOAM) (Town)	B	No	Yes	Inside Pole	138.50 - 3.00	1	No Ice 1/2" Ice 1" Ice	0.00 0.00 0.00	0.00 0.00 0.00
LDF7-50A (1-5/8 FOAM) (Town)	B	No	Yes	Inside Pole	132.50 - 3.00	1	No Ice 1/2" Ice 1" Ice	0.00 0.00 0.00	0.00 0.00 0.00
LDF4-50A (1/2 FOAM) (Town)	B	No	Yes	Inside Pole	128.50 - 3.00	1	No Ice 1/2" Ice 1" Ice	0.00 0.00 0.00	0.00 0.00 0.00
LDF7-50A (1-5/8 FOAM) (Town)	B	No	Yes	Inside Pole	113.00 - 3.00	1	No Ice 1/2" Ice 1" Ice	0.00 0.00 0.00	0.00 0.00 0.00
LDF7-50A (1-5/8 FOAM) (T-Mobile)	B	No	Yes	Inside Pole	179.00 - 3.00	6	No Ice 1/2" Ice 1" Ice	0.00 0.00 0.00	0.00 0.00 0.00
LDF6-50A (1-1/4 FOAM) (T-Mobile)	B	No	Yes	Inside Pole	179.00 - 3.00	1	No Ice 1/2" Ice 1" Ice	0.00 0.00 0.00	0.00 0.00 0.00
LDF7-50A (1-5/8 FOAM) (AT&T)	B	No	Yes	Inside Pole	170.00 - 3.00	12	No Ice 1/2" Ice 1" Ice	0.00 0.00 0.00	0.00 0.00 0.00
Fiber Cable (AT&T)	B	No	Yes	Inside Pole	170.00 - 3.00	1	No Ice 1/2" Ice 1" Ice	0.00 0.00 0.00	0.00 0.00 0.00
DC Cable (AT&T)	B	No	Yes	Inside Pole	170.00 - 3.00	1	No Ice 1/2" Ice 1" Ice	0.00 0.00 0.00	0.00 0.00 0.00
LDF7-50A (1-5/8 FOAM) (Verizon)	B	No	Yes	Inside Pole	160.00 - 3.00	12	No Ice 1/2" Ice 1" Ice	0.00 0.00 0.00	0.00 0.00 0.00
HYbrid Cable	B	No	Yes	Inside Pole	160.00 - 3.00	1	No Ice	0.00	0.00

tnxTower Nexius 300 Apollo Drive, Suite 7 Chelmsford, MA 01824 Phone: 1 (978) 923-7965 FAX:	Job	VZW468547A01	Page	3 of 7
	Project	BURLINGTON_CT	Date	15:02:49 04/17/20
	Client	Verizon Wireless	Designed by	Akshay Doddamani

Description	Face or Leg	Allow Shield	Exclude From Torque Calculation	Component Type	Placement ft	Total Number	C _{AA} A _A ft ² /ft	Weight klf
12X24 (Verizon)						1/2" Ice	0.00	0.00
						1" Ice	0.00	0.00

Feed Line/Linear Appurtenances Section Areas

Tower Section	Tower Elevation ft	Face	A _R ft ²	A _F ft ²	C _{AA} A _A In Face ft ²	C _{AA} A _A Out Face ft ²	Weight K
L1	179.00-139.50	A	0.000	0.000	0.000	0.000	0.00
		B	0.000	0.000	0.000	0.000	0.87
		C	0.000	0.000	0.000	0.000	0.00
L2	139.50-93.40	A	0.000	0.000	0.000	0.000	0.00
		B	0.000	0.000	0.000	0.000	1.47
		C	0.000	0.000	0.000	0.000	0.00
L3	93.40-46.31	A	0.000	0.000	0.000	0.000	0.00
		B	0.000	0.000	0.000	0.000	1.53
		C	0.000	0.000	0.000	0.000	0.00
L4	46.31-0.00	A	0.000	0.000	0.000	0.000	0.00
		B	0.000	0.000	0.000	0.000	1.41
		C	0.000	0.000	0.000	0.000	0.00

Feed Line/Linear Appurtenances Section Areas - With Ice

Tower Section	Tower Elevation ft	Face or Leg	Ice Thickness in	A _R ft ²	A _F ft ²	C _{AA} A _A In Face ft ²	C _{AA} A _A Out Face ft ²	Weight K
L1	179.00-139.50	A	2.924	0.000	0.000	0.000	0.000	0.00
		B		0.000	0.000	0.000	0.000	0.87
		C		0.000	0.000	0.000	0.000	0.00
L2	139.50-93.40	A	2.834	0.000	0.000	0.000	0.000	0.00
		B		0.000	0.000	0.000	0.000	1.47
		C		0.000	0.000	0.000	0.000	0.00
L3	93.40-46.31	A	2.693	0.000	0.000	0.000	0.000	0.00
		B		0.000	0.000	0.000	0.000	1.53
		C		0.000	0.000	0.000	0.000	0.00
L4	46.31-0.00	A	2.416	0.000	0.000	0.000	0.000	0.00
		B		0.000	0.000	0.000	0.000	1.41
		C		0.000	0.000	0.000	0.000	0.00

Shielding Factor Ka

Tower Section	Feed Line Record No.	Description	Feed Line Segment Elev.	K _a No Ice	K _a Ice

Discrete Tower Loads

tnxTower Nexus 300 Apollo Drive, Suite 7 Chelmsford, MA 01824 Phone: 1 (978) 923-7965 FAX:	Job	VZW468547A01	Page	4 of 7
	Project	BURLINGTON_CT	Date	15:02:49 04/17/20
	Client	Verizon Wireless	Designed by	Akshay Doddamani

Description	Face or Leg	Offset Type	Offsets:		Azimuth Adjustment	Placement	C _{AA}		Weight
			Horz	Lateral			Front	Side	
			ft	ft	°	ft	ft ²	ft ²	K
***** 191 ft *****									
20' X 2" Dia Omni Antenna w/ Mtg Pipe (Town)	A	From Face	2.75		0.0000	179.00	No Ice	4.87	0.03
			-6.00				1/2" Ice	7.14	0.08
			12.00				1" Ice	9.43	0.13
20' X 2" Dia Omni Antenna w/ Mtg Pipe (Town)	B	From Face	2.75		0.0000	179.00	No Ice	4.87	0.03
			-6.00				1/2" Ice	7.14	0.08
			12.00				1" Ice	9.43	0.13
20' X 2" Dia Omni Antenna w/ Mtg Pipe (Town)	C	From Face	2.75		0.0000	179.00	No Ice	4.87	0.03
			-6.00				1/2" Ice	7.14	0.08
			12.00				1" Ice	9.43	0.13
***** 179 ft *****									
LNx-6515DS-A1M w/ Mtn Pipe (T-Mobile)	A	From Face	2.75		0.0000	179.00	No Ice	11.67	0.08
			-5.00				1/2" Ice	12.39	0.17
			0.00				1" Ice	13.12	0.27
LNx-6515DS-A1M w/ Mtn Pipe (T-Mobile)	B	From Face	2.75		0.0000	179.00	No Ice	11.67	0.08
			-5.00				1/2" Ice	12.39	0.17
			0.00				1" Ice	13.12	0.27
LNx-6515DS-A1M w/ Mtn Pipe (T-Mobile)	C	From Face	2.75		0.0000	179.00	No Ice	11.67	0.08
			-5.00				1/2" Ice	12.39	0.17
			0.00				1" Ice	13.12	0.27
AIR21 B4A B2P w/ Mtg pipe (T-Mobile)	A	From Face	2.75		0.0000	179.00	No Ice	6.13	0.11
			0.50				1/2" Ice	6.52	0.16
			0.00				1" Ice	6.92	0.23
AIR21 B4A B2P w/ Mtg pipe (T-Mobile)	B	From Face	2.75		0.0000	179.00	No Ice	6.13	0.11
			0.50				1/2" Ice	6.52	0.16
			0.00				1" Ice	6.92	0.23
AIR21 B4A B2P w/ Mtg pipe (T-Mobile)	C	From Face	2.75		0.0000	179.00	No Ice	6.13	0.11
			0.50				1/2" Ice	6.52	0.16
			0.00				1" Ice	6.92	0.23
AIR21 B4A B2P w/ Mtg pipe (T-Mobile)	A	From Face	2.75		0.0000	179.00	No Ice	6.13	0.11
			5.00				1/2" Ice	6.52	0.16
			0.00				1" Ice	6.92	0.23
AIR21 B4A B2P w/ Mtg pipe (T-Mobile)	B	From Face	2.75		0.0000	179.00	No Ice	6.13	0.11
			5.00				1/2" Ice	6.52	0.16
			0.00				1" Ice	6.92	0.23
AIR21 B4A B2P w/ Mtg pipe (T-Mobile)	C	From Face	2.75		0.0000	179.00	No Ice	6.13	0.11
			5.00				1/2" Ice	6.52	0.16
			0.00				1" Ice	6.92	0.23
14-ft Low Profile Platform (T-Mobile)	C	From Face	0.00		0.0000	179.00	No Ice	16.50	1.55
			0.00				1/2" Ice	16.50	1.80
			0.00				1" Ice	16.50	2.05
***** 170 ft *****									
Antenna 7770.0 w/ Mtg Pipe (AT&T)	A	From Face	2.75		0.0000	168.00	No Ice	6.08	0.06
			-4.00				1/2" Ice	6.69	0.11
			2.00				1" Ice	7.21	0.17
Antenna 7770.0 w/ Mtg Pipe (AT&T)	B	From Face	2.75		0.0000	168.00	No Ice	6.08	0.06
			-4.00				1/2" Ice	6.69	0.11
			2.00				1" Ice	7.21	0.17
Antenna 7770.0 w/ Mtg Pipe (AT&T)	C	From Face	2.75		0.0000	168.00	No Ice	6.08	0.06
			-4.00				1/2" Ice	6.69	0.11
			2.00				1" Ice	7.21	0.17
Antenna 7770.0 w/ Mtg Pipe (AT&T)	A	From Face	2.75		0.0000	168.00	No Ice	6.08	0.06
			4.00				1/2" Ice	6.69	0.11
			2.00				1" Ice	7.21	0.17
Antenna 7770.0 w/ Mtg Pipe (AT&T)	B	From Face	2.75		0.0000	168.00	No Ice	6.08	0.06
			4.00				1/2" Ice	6.69	0.11

tnxTower Nexius 300 Apollo Drive, Suite 7 Chelmsford, MA 01824 Phone: 1 (978) 923-7965 FAX:	Job	VZW468547A01	Page	5 of 7
	Project	BURLINGTON_CT	Date	15:02:49 04/17/20
	Client	Verizon Wireless	Designed by	Akshay Doddamani

Description	Face or Leg	Offset Type	Offsets:		Azimuth Adjustment	Placement	C _{AA} Front	C _{AA} Side	Weight	
			Horz Lateral	Vert						
			ft	ft	°	ft	ft ²	ft ²	K	
Antenna 7770.0 w/ Mtg Pipe (AT&T)	C	From Face	2.00		0.0000	168.00	1" Ice	7.21	6.45	0.17
			2.75				No Ice	6.08	4.59	0.06
			4.00				1/2" Ice	6.69	5.66	0.11
P65-17-XLH-RR w/ Mtg Pipe (AT&T)	A	From Face	2.00		0.0000	168.00	1" Ice	7.21	6.45	0.17
			2.75				No Ice	11.47	8.70	0.09
			2.00				1/2" Ice	12.08	10.11	0.17
P65-17-XLH-RR w/ Mtg Pipe (AT&T)	B	From Face	2.00		0.0000	168.00	1" Ice	12.71	11.38	0.26
			2.75				No Ice	11.47	8.70	0.09
			2.00				1/2" Ice	12.08	10.11	0.17
P65-17-XLH-RR w/ Mtg Pipe (AT&T)	C	From Face	2.00		0.0000	168.00	1" Ice	12.71	11.38	0.26
			2.75				No Ice	11.47	8.70	0.09
			2.00				1/2" Ice	12.08	10.11	0.17
(2) LGP13519 (AT&T)	A	From Face	2.00		0.0000	168.00	1" Ice	12.71	11.38	0.26
			2.75				No Ice	0.41	0.41	0.01
			-4.00				1/2" Ice	0.50	0.50	0.01
(2) LGP13519 (AT&T)	B	From Face	2.00		0.0000	168.00	1" Ice	0.59	0.59	0.02
			2.75				No Ice	0.41	0.41	0.01
			-4.00				1/2" Ice	0.50	0.50	0.01
(2) LGP13519 (AT&T)	C	From Face	2.00		0.0000	168.00	1" Ice	0.59	0.59	0.02
			2.75				No Ice	0.41	0.41	0.01
			-4.00				1/2" Ice	0.50	0.50	0.01
(2) LGP21401 (AT&T)	A	From Face	2.00		0.0000	168.00	1" Ice	0.59	0.59	0.02
			2.75				No Ice	1.10	0.35	0.01
			4.00				1/2" Ice	1.24	0.44	0.02
(2) LGP21401 (AT&T)	B	From Face	2.00		0.0000	168.00	1" Ice	1.38	0.54	0.03
			2.75				No Ice	1.10	0.35	0.01
			4.00				1/2" Ice	1.24	0.44	0.02
(2) LGP21401 (AT&T)	C	From Face	2.00		0.0000	168.00	1" Ice	1.38	0.54	0.03
			2.75				No Ice	1.10	0.35	0.01
			4.00				1/2" Ice	1.24	0.44	0.02
14-ft Low Profile Platform (AT&T)	B	From Face	0.00		0.0000	168.00	1" Ice	1.38	0.54	0.03
			0.00				No Ice	16.50	16.50	1.55
			0.00				1/2" Ice	16.50	16.50	1.80
RRUS 11 (AT&T)	A	From Face	0.00		0.0000	168.00	1" Ice	16.50	16.50	2.05
			0.50				No Ice	2.83	1.18	0.05
			0.00				1/2" Ice	3.04	1.33	0.07
RRUS 11 (AT&T)	B	From Face	0.00		0.0000	168.00	1" Ice	3.26	1.48	0.10
			0.50				No Ice	2.83	1.18	0.05
			0.00				1/2" Ice	3.04	1.33	0.07
RRUS 11 (AT&T)	C	From Face	0.00		0.0000	168.00	1" Ice	3.26	1.48	0.10
			0.50				No Ice	2.83	1.18	0.05
			0.00				1/2" Ice	3.04	1.33	0.07
RRUS 11 w/ mtg pipe (AT&T)	A	From Face	0.00		0.0000	168.00	1" Ice	3.26	1.48	0.10
			0.50				No Ice	3.34	2.05	0.07
			0.00				1/2" Ice	3.69	2.44	0.10
RRUS 11 w/ mtg pipe (AT&T)	B	From Face	0.00		0.0000	168.00	1" Ice	4.06	2.85	0.13
			0.50				No Ice	3.34	2.05	0.07
			0.00				1/2" Ice	3.69	2.44	0.10
RRUS 11 w/ mtg pipe (AT&T)	C	From Face	0.00		0.0000	168.00	1" Ice	4.06	2.85	0.13
			0.50				No Ice	3.34	2.05	0.07
			0.00				1/2" Ice	3.69	2.44	0.10
DC6-48-60-18-8F (AT&T)	C	From Face	0.00		0.0000	168.00	1" Ice	4.06	2.85	0.13
			0.50				No Ice	2.74	4.78	0.03
			0.00				1/2" Ice	2.96	5.06	0.06
Universal Ring Mount (AT&T)	C	From Face	0.00		0.0000	168.00	1" Ice	3.20	5.35	0.10
			0.50				No Ice	1.75	1.75	0.29
			0.00				1/2" Ice	1.94	1.94	0.31

tnxTower Nexius 300 Apollo Drive, Suite 7 Chelmsford, MA 01824 Phone: 1 (978) 923-7965 FAX:	Job	VZW468547A01	Page	6 of 7
	Project	BURLINGTON_CT	Date	15:02:49 04/17/20
	Client	Verizon Wireless	Designed by	Akshay Doddamani

Description	Face or Leg	Offset Type	Offsets: Horz Lateral Vert ft ft ft	Azimuth Adjustment °	Placement ft	C _{AA} Front ft ²	C _{AA} Side ft ²	Weight K	
			0.00		1" Ice	2.13	2.13	0.33	
***** 160 ft *****									
(2) NHH-65B-R2B w/ Mtg pipe (Verizon)	A	From Face	2.75 -2.00 2.00	0.0000	158.00	No Ice 1/2" Ice 1" Ice	8.62 9.25 9.87	7.35 8.38 9.27	0.08 0.16 0.24
(2) NHH-65B-R2B w/ Mtg pipe (Verizon)	B	From Face	2.75 -2.00 2.00	0.0000	158.00	No Ice 1/2" Ice 1" Ice	8.62 9.25 9.87	7.35 8.38 9.27	0.08 0.16 0.24
(2) NHH-65B-R2B w/ Mtg pipe (Verizon)	C	From Face	2.75 -2.00 2.00	0.0000	158.00	No Ice 1/2" Ice 1" Ice	8.62 9.25 9.87	7.35 8.38 9.27	0.08 0.16 0.24
APL866513 w/Mount Pipe (Verizon)	A	From Face	2.75 -5.00 2.00	0.0000	158.00	No Ice 1/2" Ice 1" Ice	4.76 5.39 5.89	5.28 6.31 7.06	0.04 0.09 0.15
APL866513 w/Mount Pipe (Verizon)	B	From Face	2.75 -5.00 2.00	0.0000	158.00	No Ice 1/2" Ice 1" Ice	4.76 5.39 5.89	5.28 6.31 7.06	0.04 0.09 0.15
APL866513 w/Mount Pipe (Verizon)	C	From Face	2.75 -5.00 2.00	0.0000	158.00	No Ice 1/2" Ice 1" Ice	4.76 5.39 5.89	5.28 6.31 7.06	0.04 0.09 0.15
APL866513 w/Mount Pipe (Verizon)	A	From Face	2.75 5.00 2.00	0.0000	158.00	No Ice 1/2" Ice 1" Ice	4.76 5.39 5.89	5.28 6.31 7.06	0.04 0.09 0.15
APL866513 w/Mount Pipe (Verizon)	B	From Face	2.75 5.00 2.00	0.0000	158.00	No Ice 1/2" Ice 1" Ice	4.76 5.39 5.89	5.28 6.31 7.06	0.04 0.09 0.15
APL866513 w/Mount Pipe (Verizon)	C	From Face	2.75 5.00 2.00	0.0000	158.00	No Ice 1/2" Ice 1" Ice	4.76 5.39 5.89	5.28 6.31 7.06	0.04 0.09 0.15
B2/B66A RRH BR049 (Verizon)	A	From Face	2.75 -1.00 2.00	0.0000	158.00	No Ice 1/2" Ice 1" Ice	1.88 2.05 2.22	1.01 1.14 1.28	0.08 0.10 0.12
B2/B66A RRH BR049 (Verizon)	B	From Face	2.75 -1.00 2.00	0.0000	158.00	No Ice 1/2" Ice 1" Ice	1.88 2.05 2.22	1.01 1.14 1.28	0.08 0.10 0.12
B2/B66A RRH BR049 (Verizon)	C	From Face	2.75 -1.00 2.00	0.0000	158.00	No Ice 1/2" Ice 1" Ice	1.88 2.05 2.22	1.01 1.14 1.28	0.08 0.10 0.12
Samsung B5/B13 RRH-BR04C (Verizon)	A	From Face	2.75 2.00 2.00	0.0000	158.00	No Ice 1/2" Ice 1" Ice	1.88 2.05 2.22	1.01 1.14 1.28	0.08 0.10 0.12
Samsung B5/B13 RRH-BR04C (Verizon)	B	From Face	2.75 2.00 2.00	0.0000	158.00	No Ice 1/2" Ice 1" Ice	1.88 2.05 2.22	1.01 1.14 1.28	0.08 0.10 0.12
Samsung B5/B13 RRH-BR04C (Verizon)	C	From Face	2.75 2.00 2.00	0.0000	158.00	No Ice 1/2" Ice 1" Ice	1.88 2.05 2.22	1.01 1.14 1.28	0.08 0.10 0.12
RVZDC-6627-PF-48 (Verizon)	A	From Face	2.75 -1.00 2.00	0.0000	158.00	No Ice 1/2" Ice 1" Ice	3.77 4.11 4.47	3.06 3.51 3.97	0.05 0.09 0.13
14-ft Low Profile Platform (Verizon)	B	From Face	0.00 0.00 0.00	0.0000	158.00	No Ice 1/2" Ice 1" Ice	16.50 16.50 16.50	16.50 16.50 16.50	1.55 1.80 2.05
NA 509-3 (Site Pro 1 Kicker Kit, P/N PRK-1245L) (Verizon)	B	From Face	0.00 0.00 0.00	0.0000	158.00	No Ice 1/2" Ice 1" Ice	11.84 16.96 22.08	11.84 16.96 22.08	0.28 0.30 0.32
***** 138 ft *****									

tnxTower Nexius 300 Apollo Drive, Suite 7 Chelmsford, MA 01824 Phone: 1 (978) 923-7965 FAX:	Job	VZW468547A01	Page	7 of 7
	Project	BURLINGTON_CT	Date	15:02:49 04/17/20
	Client	Verizon Wireless	Designed by	Akshay Doddamani

Description	Face or Leg	Offset Type	Offsets: Horz Lateral Vert ft ft ft	Azimuth Adjustment °	Placement ft	C _{AA} Front ft ²	C _{AA} Side ft ²	Weight K	
20' 4-bay Dipole (Town)	B	From Face	3.00	0.0000	138.00	No Ice	4.00	4.00	0.06
			0.00			1/2" Ice	6.00	6.00	0.10
			10.00			1" Ice	8.00	8.00	0.14
8' x 2" Omni (Town)	C	From Face	3.00	0.0000	138.00	No Ice	1.60	1.60	0.02
			0.00			1/2" Ice	2.42	2.42	0.03
			4.00			1" Ice	3.24	3.24	0.05
S0 701 (Town)	B	From Face	0.00	0.0000	138.00	No Ice	0.85	1.67	0.04
			0.00			1/2" Ice	1.14	2.30	0.06
			0.00			1" Ice	1.43	2.93	0.08
S0 701 (Town)	C	From Face	0.00	0.0000	138.00	No Ice	0.85	1.67	0.04
			0.00			1/2" Ice	1.14	2.30	0.06
			-2.00			1" Ice	1.43	2.93	0.08
3' Yagi (Town)	C	From Face	1.50	0.0000	138.00	No Ice	2.08	2.08	0.03
			0.00			1/2" Ice	3.79	3.79	0.05
			-2.00			1" Ice	5.50	5.50	0.07
***** 112.5-ft *****									
10' 2-bay Dipole (Town)	C	From Face	3.00	0.0000	112.50	No Ice	3.38	3.38	0.05
			0.00			1/2" Ice	4.97	4.97	0.08
			5.00			1" Ice	5.57	5.57	0.11
S0 701 (Town)	C	From Face	0.00	0.0000	112.50	No Ice	0.85	1.67	0.04
			0.00			1/2" Ice	1.14	2.30	0.06
			0.00			1" Ice	1.43	2.93	0.08
***** 160-ft*****									
NA 510-1 (Added Handrail) (Verizon)	B	From Face	2.75	0.0000	158.00	No Ice	6.00	8.50	0.26
			0.00			1/2" Ice	6.00	8.50	0.34
			5.00			1" Ice	6.00	8.50	0.42

Section Capacity Table

Section No.	Elevation ft	Component Type	Size	Critical Element	P K	θP_{allow} K	% Capacity	Pass Fail
L1	179 - 139.5	Pole	TP28.0455x19.5x0.1875	1	-10.72	1062.10	87.1	Pass
L2	139.5 - 93.4	Pole	TP37.5377x26.8051x0.375	2	-20.22	3187.78	67.2	Pass
L3	93.4 - 46.31	Pole	TP47.123x35.6737x0.375	3	-32.88	3800.33	82.2	Pass
L4	46.31 - 0	Pole	TP56.25x44.9739x0.375	4	-50.55	4334.66	94.1	Pass
Summary								
Pole (L4)							94.1	Pass
RATING =							94.1	Pass

N E X I U S

Appendix #3: Base Plate & Foundation Capacity Check

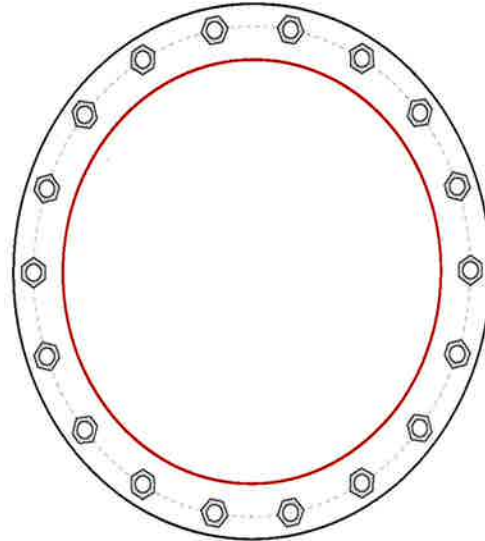
Monopole Base Plate Connection



Site Info	
BU #	
Site Name	BURLINGTON_CT
Order #	VZW468547A01

Analysis Considerations	
TIA-222 Revision	G
Grout Considered:	No
l_{ar} (in)	0
Eta Factor, η	0.5

Applied Loads	
Moment (kip-ft)	4632.00
Axial Force (kips)	51.00
Shear Force (kips)	35.00



Connection Properties		Analysis Results	
Anchor Rod Data		Anchor Rod Summary (units of kips, kip-in)	
(18) 2-1/4" ϕ bolts (A615-75 X; Fy=75 ksi, Fu=100 ksi) on 65" BC		$Pu_c = 192.77$	$\phi Pn_t = 260$ Stress Rating
Base Plate Data		$Vu = 1.94$	$\phi Vn = n/a$ 75.6%
71" OD x 2" Plate (A572-60; Fy=60 ksi, Fu=75 ksi)		$Mu = n/a$	$\phi Mn = n/a$ Pass
Stiffener Data		Base Plate Summary	
N/A		Max Stress (ksi):	52.78 (Flexural)
Pole Data		Allowable Stress (ksi):	54
56.25" x 0.375" 18-sided pole (A572-65; Fy=65 ksi, Fu=80 ksi)		Stress Rating:	97.7% Pass

Drilled Pier Foundation

BU #: **BURLINGTON CT**
 Site Name: **VZW468547A01**
 Order Number:

TIA-222 Revision: **G**
 Tower Type: **Monopole**



Check Limitation
 N/A

Analysis Results

Soil Lateral Capacity	Compression	Uplift
D_{net} (ft from TOC)	6.87	-
Soil Safety Factor	3.46	-
Max Moment (kip-ft)	4957.20	-
Rating	38.5%	-
Soil Vertical Capacity	Compression	Uplift
Skin Friction (kips)	803.42	-
End Bearing (kips)	99.40	-
Weight of Concrete (kips)	222.66	-
Total Capacity (kips)	902.82	-
Axial (kips)	273.66	-
Rating	30.3%	-
Reinforced Concrete Capacity	Compression	Uplift
Critical Depth (ft from TOC)	7.32	-
Critical Moment (kip-ft)	4955.36	-
Critical Moment Capacity	6600.89	-
Rating	75.1%	-
Soil Interaction Rating	38.5%	
Structural Foundation Rating	75.1%	

Applied Loads	Comp.	Uplift
Moment (kip-ft)	4632	
Axial Force (kips)	51	
Shear Force (kips)	35	

Material Properties
Concrete Strength, f'c: 4 ksi
Rebar Strength, Fy: 60 ksi

Pier Design Data
Depth: 27 ft
Ext. Above Grade: 1 ft
Pier Section 1
From 1' above grade to 27' below grade
Pier Diameter: 7.5 ft
Rebar Quantity: 24
Rebar Size: 1 1/2 in
Clear Cover to Ties: 3 in
Tie Size: 4

Soil Profile

of Layers: 2

Groundwater Depth: n/a ft

Layer	Top (ft)	Bottom (ft)	Thickness (ft)	γ_{soil} (pcf)	$\gamma_{concrete}$ (pcf)	Cohesion (ksf)	Angle of Friction (degrees)	Calculated Ultimate Skin Friction Comp (ksf)	Calculated Ultimate Skin Friction Uplift (ksf)	Ultimate Skin Friction Comp Override (ksf)	Ultimate Skin Friction Uplift Override (ksf)	Ult. Gross Bearing Capacity (ksf)	SPT Blow Count	Soil Type
1	0	3.33	3.33	130	150	0	0	0.000	0.000			0	n/a	Cohesionless
2	3.33	27	23.67	130	150	34	34	1.921	1.921			3	n/a	Cohesionless

ATTACHMENT 5

NEXIUS

Mount Analysis Report

Property Owner N/A
Structural Type 179 ft MONOPOLE
Site Address 719 George Washington Turnpike
Burlington, CT 06013
Site ID N/A
Site Name N/A
Latitude 41.766825
Longitude -72.961511

Client **Verizon Wireless**
20 Alexander Drive, 2nd Floor
Wallingford, CT 06492
Site Type MACRO
Site ID N/A
Site Name BURLINGTON_CT
Location Code 468547
Mount Type Existing 14-ft Low Profile Platform
Mount w/ Proposed Modifications
Elevation(s) 158.833 ft.

Prepared by Nexius Solutions, Inc.
300 Apollo Drive, Suite 7
Chelmsford, MA 01824
Job/Task Numbers VZW468547A01-NX064
Rev 0
Email structurals@nexius.com
Phone 972-581-9888
Date 2020-02-26
Result Adequate (96%)

NEXIUS

Dear Sir / Madam:

Nexius Solutions is pleased to submit this analysis to determine the structural integrity of the referred structure.

Referenced documents used for this analysis are listed in the section DOCUMENTS & REFERENCES. This analysis has been performed in compliance with

- *2018 Connecticut State Building Code (IBC 2015 w/ State Amendments)*
- *ANSI/TIA-222-G w/ Addendums, Structural Standard for Antenna Supporting Structures and Antennas.*

Detailed design parameters are listed in Table 1. Analysis loading is detailed in Table 2

Based on our analysis we have determined the following result:

Existing 14ft Platform Mount w/
Proposed Modifications

Adequate (96%)

Nexius Solutions appreciates the opportunity of providing continued engineering services. Should you have any questions, comments or require additional information, please do not hesitate to contact us.

Sincerely,

Prepared by:

Akshay Doddamani
Structural Engineer

Approved by:

Jiazhu Hu, P.E.
Engineering Manager
License #: 31530

Digitally signed by Jiazhu Hu, Ph.D., P.E.
DN: cn=Jiazhu Hu, Ph.D., P.E., o=Nexius,
ou=Engineering,
email=Jiazhu.Hu@Nexius.com, c=US
Date: 2020.02.26 11:44:29 -05'00'



NEXIUS

DOCUMENTS & REFERENCES

- Construction Drawings (FOR CONSTRUCTION), Location Code: 468547, Verizon Site Name: BURLINGTON_CT, by Nexius, dated 02/26/2020.
- RFDS, Location Code: 468547, Site Name: BURLINGTON_CT, by Verizon Wireless, dated 01/08/2020.
- Mount Mapping Report, Location Code: 468547, Verizon Site Name: BURLINGTON_CT, by Nexius, dated 02/21/2020.

DESIGN STANDARDS & PARAMETERS

TABLE 1 STANDARDS & DESIGN PARAMETERS

Codes and Standards	
Building Code	2018 Connecticut State Building Code (IBC 2015 w/ State Amendments)
TIA Standard	ANSI/TIA-222-G w/ Addendums
Wind Parameters	
Ultimate Wind Speed	120 mph
Nominal Wind Speed	93 mph
Nominal Wind Speed with Ice	50 mph
Radial Ice Thickness	1 in
Exposure Category	C
Structure Class	II
Topographic Category	1
Seismic Design Parameters*	
S _s	0.182
S ₁	0.064

* In accordance with Section 2.7.3 of TIA-222-G, seismic effects need not to be considered for site with S_s values less than 1, therefore no further seismic analysis is needed at this time.

RESULTS & RECOMMENDATIONS

Based on our analysis, it is determined that the existing antenna mounting structure to be **adequate** to support the proposed and existing loading **on the condition of** installing the proposed modifications.

*See construction drawings for the proposed modification design (Sketch)

Additionally, it is required that:

- All structural components and connections should be checked for tightness and good condition prior to installing the proposed equipment.

If the site conditions are different or do not meet requirements, the analysis result would not be valid and Nexius should be notified for re-evaluation.

NEXIUS

LOADING

TABLE 2 LOADING

Mount Elev. ft	Ant. Ctr. Elev. ft	Qty	Description	Carrier	Mount Type	Status		
158.83	160.0	6	CommScope NHH-65B-R2B	Verizon Wireless	Existing 14-ft Low Profile Platform Mount w/ Proposed Modifications	Proposed		
		3	Samsung B2/B66A RRH-BR049					
		3	Samsung B5/B13 RRH-BR04C					
		1	Raycap RVZDC-6627-PF-48					Existing to remain
		6	Celwave APL866513					
		3	<i>Amphenol BXA-70063-6CF</i>					<i>Existing to be Removed</i>
		3	<i>Amphenol BXA-171063-8BF</i>					
		6	<i>RFS FD9R6004/2C-3L</i>					

ANALYSIS

RISA-3D, a commercially available finite element method-based software package for structural analysis, was used to create a three-dimensional model of the structure and calculate member stresses for required loading cases. Selected output from the analysis is included in APPENDICES.

Standard Conditions for Providing Structural Consulting Services on Existing Structures

1. Mounting hardware is analyzed to the best of our ability using all information that is provided or can be obtained during fieldwork (if authorized by client). If the existing conditions are not as we have represented in this analysis, we should be contacted to evaluate the significance of the deviation and revise the assessment accordingly.
2. The structural analysis has been performed assuming that the hardware is in “like new” condition. No allowance was made for excessive corrosion, damaged or missing structural members, loose bolts, misaligned parts, or any reduction in strength due to the age or fatigue of the product.
3. The structural analysis provided is an assessment of the primary load carrying capacity of the hardware. We provided a limited scope of service. In some cases, we cannot verify the capacity of every weld, plate, connection detail, etc. In some cases, structural fabrication details are unknown at the time of our analysis, and the detailed field measurement of some of the required details may not be possible. In instances where we cannot perform connection capacity calculations, it is assumed that the existing manufactured connections develop the full capacity of the primary members being connected.
4. We cannot be held responsible for mounting hardware that is installed improperly or hardware that is loose or has a tendency of working loose over the lifetime of the mounting hardware. Our analysis has been performed assuming fully tightened connections, and proper installation and symmetry of the mounting hardware per manufacturer’s instructions.
5. The structural analysis has been performed using information currently provided by the client and potentially field verified. We have been provided with a mounting arrangement for all telecommunications equipment, including antennas RRH’s, TMA’s, RRU’s, diplexers, surge protection devices, etc. Our analysis has been based upon a particular mounting arrangement. We are not responsible for deviations in the mounting arrangements that may occur over time. If deviations in equipment type or mounting arrangements are proposed, then we should be contacted to revise the recommendations of this structural report.
6. We cannot be held responsible for temporary and unbalanced loads on mounting hardware. Our analysis is based on a particular mounting arrangement or as-built field condition. We are not responsible for the methods and means of how the mounting arrangement is accomplished by the contractor. These methods and means may include rigging of equipment or hardware to lift and locate, temporary hanging of equipment in locations other than the final arrangement, movement and tie off of tower riggers, personnel, and their equipment, etc.
7. Steel grade and strength is unknown and cannot be field tested. We cannot be held responsible for equipment manufactured from inferior steel or bolts. Our analysis assumes that standard structural grade steel has been used by the equipment manufacturer for all assembled parts of the mounting apparatus. Acceptable steels and connection components are specified by the American Institute of Steel Construction. It is assumed all welded connections are performed in the shop under the latest American Welding Society Code. No field welds are permitted or assumed for the existing pre-manufactured equipment. In case no accurate info available, following material assumptions were used:

Channel, Solid Round, Angle, Plate	ASTM A36 (GR 36)
HSS (Rectangular)	ASTM 500 (GR B-46)
HSS (Round)	ASTM 500 (GR B-42)
Pipe	ASTM A53 (GR 35)
Connection Bolts	ASTM A325
U-Bolts	SAE 429 Gr.2

n e x i u s

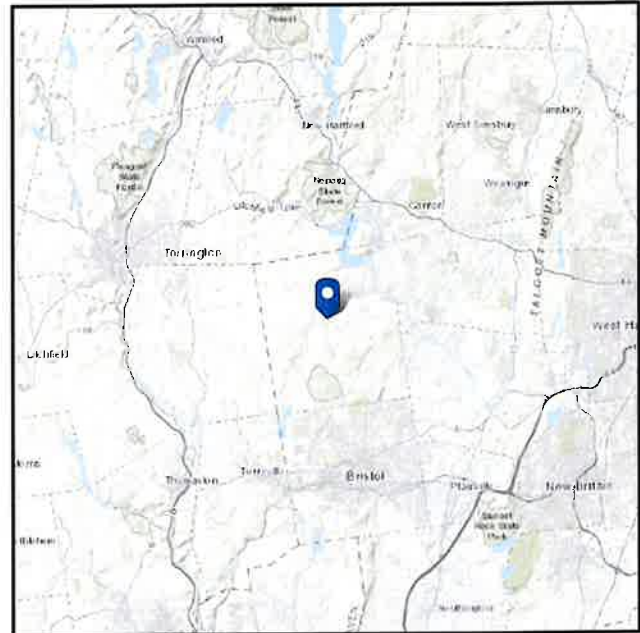
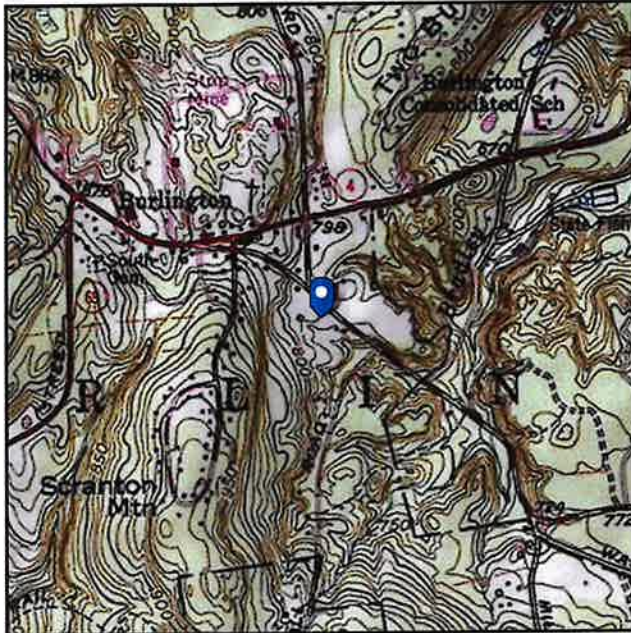
**Appendix #1: Loading Parameters and Calculations
Existing 14-ft Low Profile Platform Mount (Failing)**

ASCE 7 Hazards Report

Address:
No Address at This
Location

Standard: ASCE/SEI 7-10
Risk Category: II
Soil Class: D - Stiff Soil

Elevation: 775.03 ft (NAVD 88)
Latitude: 41.766825
Longitude: -72.961511



Wind

Results:

Wind Speed:	119 Vmph
10-year MRI	76 Vmph
25-year MRI	85 Vmph
50-year MRI	91 Vmph
100-year MRI	97 Vmph

Data Source: ASCE/SEI 7-10, Fig. 26.5-1A and Figs. CC-1–CC-4, incorporating errata of March 12, 2014

Date Accessed: Mon Feb 24 2020

Value provided is 3-second gust wind speeds at 33 ft above ground for Exposure C Category, based on linear interpolation between contours. Wind speeds are interpolated in accordance with the 7-10 Standard. Wind speeds correspond to approximately a 7% probability of exceedance in 50 years (annual exceedance probability = 0.00143, MRI = 700 years).

Site is in a hurricane-prone region as defined in ASCE/SEI 7-10 Section 26.2. Glazed openings need not be protected against wind-borne debris.

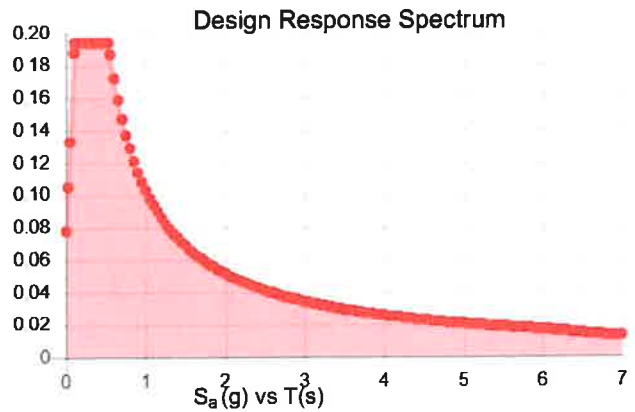
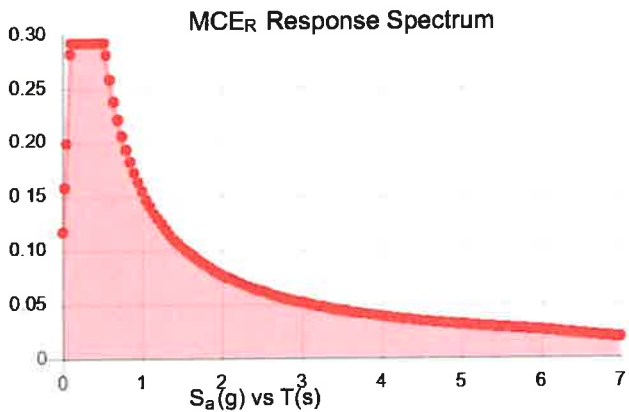
Mountainous terrain, gorges, ocean promontories, and special wind regions should be examined for unusual wind conditions.

Site Soil Class: D - Stiff Soil

Results:

S_s :	0.182	S_{DS} :	0.194
S_1 :	0.064	S_{D1} :	0.103
F_a :	1.6	T_L :	6
F_v :	2.4	PGA :	0.092
S_{MS} :	0.292	PGA_M :	0.147
S_{M1} :	0.155	F_{PGA} :	1.6
		I_e :	1

Seismic Design Category B



Data Accessed:

Mon Feb 24 2020

Date Source:

USGS Seismic Design Maps based on ASCE/SEI 7-10, incorporating Supplement 1 and errata of March 31, 2013, and ASCE/SEI 7-10 Table 1.5-2. Additional data for site-specific ground motion procedures in accordance with ASCE/SEI 7-10 Ch. 21 are available from USGS.



Ice

Results:

Ice Thickness: 1.00 in.
Concurrent Temperature: 5 F
Gust Speed: 50 mph

Data Source: Standard ASCE/SEI 7-10, Figs. 10-2 through 10-8

Date Accessed: Mon Feb 24 2020

Ice thicknesses on structures in exposed locations at elevations higher than the surrounding terrain and in valleys and gorges may exceed the mapped values.

Values provided are equivalent radial ice thicknesses due to freezing rain with concurrent 3-second gust speeds, for a 50-year mean recurrence interval, and temperatures concurrent with ice thicknesses due to freezing rain. Thicknesses for ice accretions caused by other sources shall be obtained from local meteorological studies. Ice thicknesses in exposed locations at elevations higher than the surrounding terrain and in valleys and gorges may exceed the mapped values.

The ASCE 7 Hazard Tool is provided for your convenience, for informational purposes only, and is provided "as is" and without warranties of any kind. The location data included herein has been obtained from information developed, produced, and maintained by third party providers; or has been extrapolated from maps incorporated in the ASCE 7 standard. While ASCE has made every effort to use data obtained from reliable sources or methodologies, ASCE does not make any representations or warranties as to the accuracy, completeness, reliability, currency, or quality of any data provided herein. Any third-party links provided by this Tool should not be construed as an endorsement, affiliation, relationship, or sponsorship of such third-party content by or from ASCE.

ASCE does not intend, nor should anyone interpret, the results provided by this Tool to replace the sound judgment of a competent professional, having knowledge and experience in the appropriate field(s) of practice, nor to substitute for the standard of care required of such professionals in interpreting and applying the contents of this Tool or the ASCE 7 standard.

In using this Tool, you expressly assume all risks associated with your use. Under no circumstances shall ASCE or its officers, directors, employees, members, affiliates, or agents be liable to you or any other person for any direct, indirect, special, incidental, or consequential damages arising from or related to your use of, or reliance on, the Tool or any information obtained therein. To the fullest extent permitted by law, you agree to release and hold harmless ASCE from any and all liability of any nature arising out of or resulting from any use of data provided by the ASCE 7 Hazard Tool.

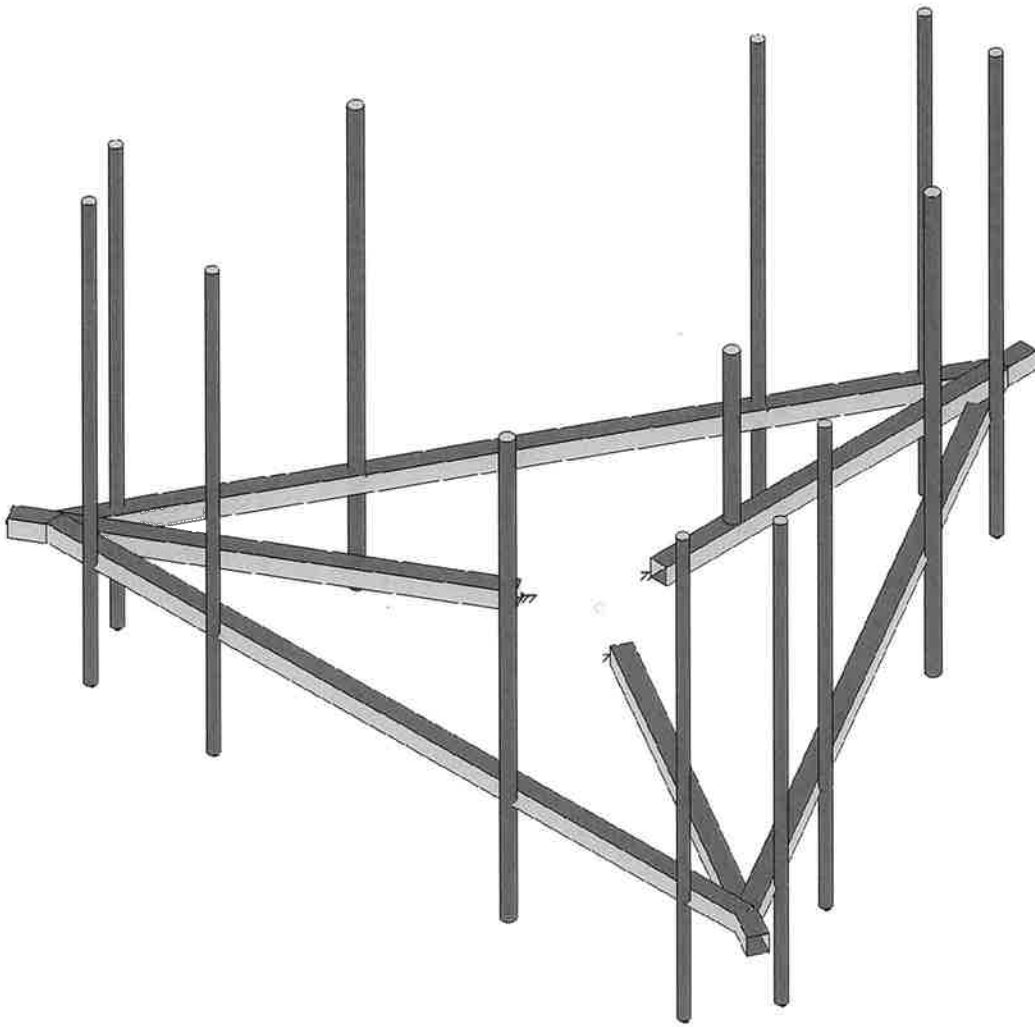
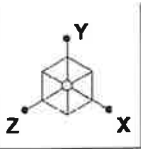
NEXIUS

VZW468547A01_BURLINGTON_CT_(INV064)

App Model	Attenuation	Element (E)	Quantity	Orientation (Deg)	Front Exposed (%)	Side Exposed (%)	Type	Height (ft)	Width (ft)	Depth (ft)	Weight (lbs)	Front CAEM (ft)	Side CAEM (ft)	Front Ex. (ft)	Side Ex. (ft)	Top %	Bottom %
M14	RFS/CELWAVE API866513	160	1	0	100.0%	100.0%	Antenna	48.000	9.200	8.000	15.700	4.050	3.615	0.137	0.122	14.5%	62.0%
M13	COMMSCOPE RHH 65B R2B	160	2	0	100.0%	100.0%	Antenna	72.000	11.900	7.100	87.400	8.079	5.342	0.546	0.361	14.7%	85.3%
M12	SAMSUNG B5/B13 RRH BR04C	162	1	0	100.0%	100.0%	RRU, TMA, Etc.	15.000	15.000	8.100	70.300	1.875	1.013	0.063	0.034	19.1%	33.8%
M12	SAMSUNG B2/B66A RRH BR049	160	1	0	100.0%	100.0%	RRU, TMA, Etc.	15.000	15.000	10.000	84.400	1.875	1.250	0.063	0.042	42.6%	57.4%
M11	RFS/CELWAVE API866513	160	1	0	100.0%	100.0%	Antenna	48.000	9.200	8.000	15.700	4.050	3.615	0.137	0.122	14.5%	62.0%
M30	RFS/CELWAVE API866513	160	1	120	100.0%	100.0%	Antenna	48.000	9.200	8.000	15.700	4.050	3.615	0.126	0.133	14.5%	62.0%
M29	COMMSCOPE RHH 65B R2B	160	2	120	100.0%	100.0%	Antenna	72.000	11.900	7.100	87.400	8.079	5.342	0.407	0.489	14.7%	85.3%
M28	SAMSUNG B5/B13 RRH BR04C	162	1	120	100.0%	100.0%	RRU, TMA, Etc.	15.000	15.000	8.100	70.300	1.875	1.013	0.041	0.056	19.1%	33.8%
M28	SAMSUNG B2/B66A RRH BR049	160	1	120	100.0%	100.0%	RRU, TMA, Etc.	15.000	15.000	10.000	84.400	1.875	1.250	0.047	0.058	42.6%	57.4%
M27	RFS/CELWAVE API866513	160	1	120	100.0%	100.0%	Antenna	48.000	9.200	8.000	15.700	4.050	3.615	0.126	0.133	14.5%	62.0%
M22	RFS/CELWAVE API866513	160	1	240	100.0%	100.0%	Antenna	48.000	9.200	8.000	15.700	4.050	3.615	0.126	0.133	14.5%	62.0%
M21	COMMSCOPE RHH 65B R2B	160	2	240	100.0%	100.0%	Antenna	72.000	11.900	7.100	87.400	8.079	5.342	0.407	0.489	14.7%	85.3%
M20	SAMSUNG B5/B13 RRH BR04C	162	1	240	100.0%	100.0%	RRU, TMA, Etc.	15.000	15.000	8.100	70.300	1.875	1.013	0.041	0.056	19.1%	33.8%
M19	SAMSUNG B2/B66A RRH BR049	160	1	240	100.0%	100.0%	RRU, TMA, Etc.	15.000	15.000	10.000	84.400	1.875	1.250	0.047	0.058	42.6%	57.4%
M19	RFS/CELWAVE API866513	160	1	240	100.0%	100.0%	Antenna	48.000	9.200	8.000	15.700	4.050	3.615	0.126	0.133	14.5%	62.0%
M32	RAYCAP -RVD0C-6627-PF-48	160	1	0	100.0%	100.0%	RRU, TMA, Etc.	26.930	15.730	10.310	32.000	3.782	2.514	0.128	0.085	9.8%	90.2%

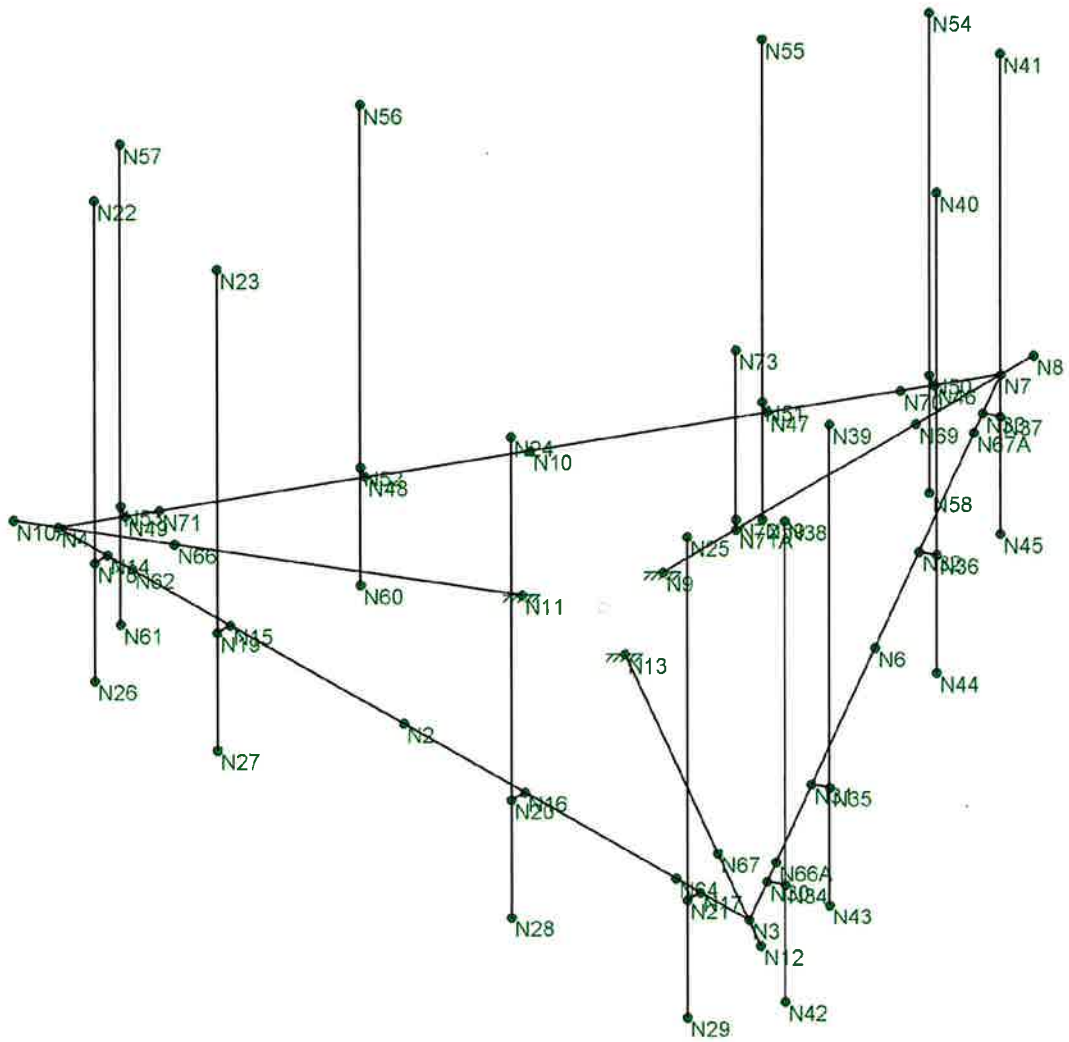
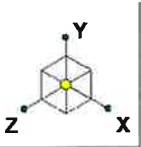
n e x i u s

Appendix #2: RISA-3D Output



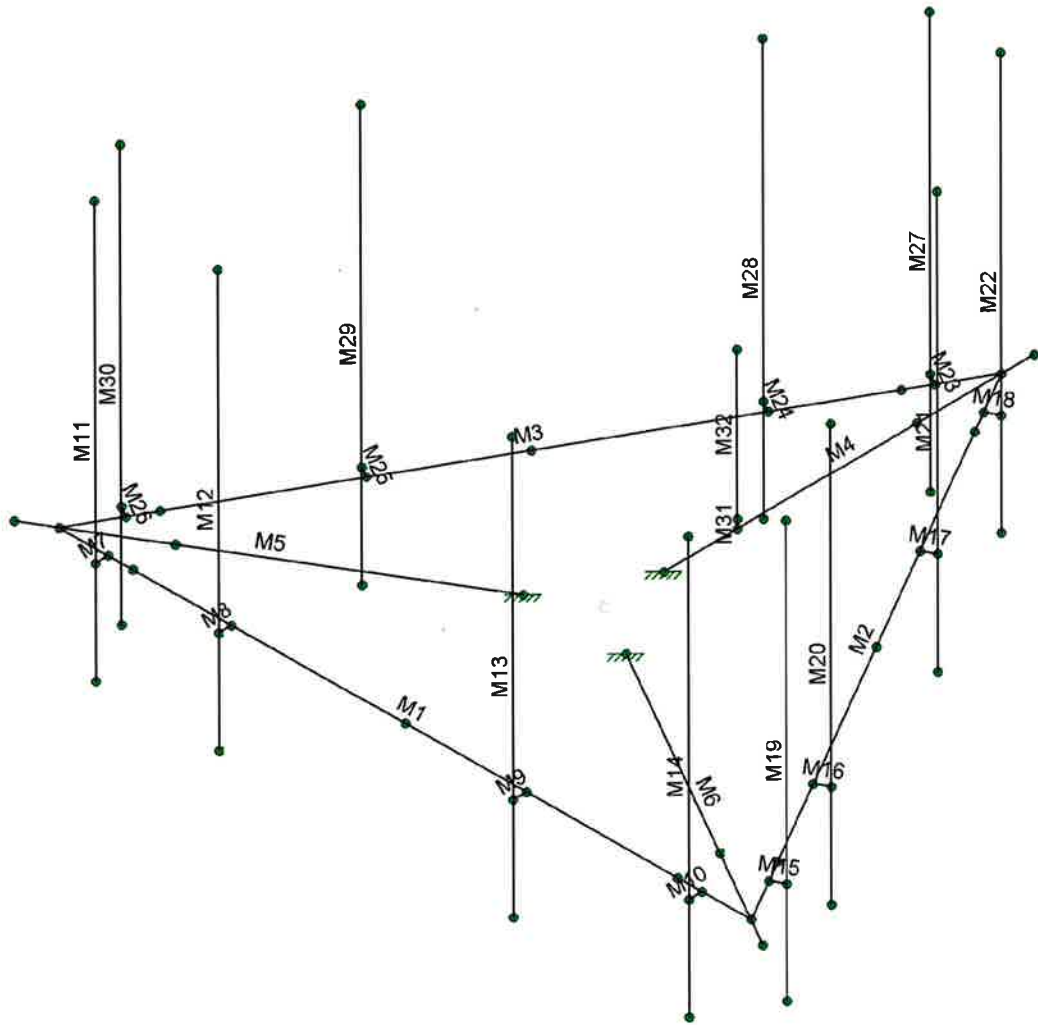
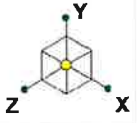
Envelope Only Solution

Nexus	BURLINGTON CT	Rendered
Akshay Doddamani		Feb 26, 2020 at 9:47 AM
VZW468547A01		VZW468547A01_BURLINGTON_C...



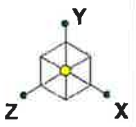
Envelope Only Solution

Nexus	BURLINGTON CT	Nodes
Akshay Doddamani		Feb 26, 2020 at 9:47 AM
VZW468547A01		VZW468547A01_BURLINGTON_C...

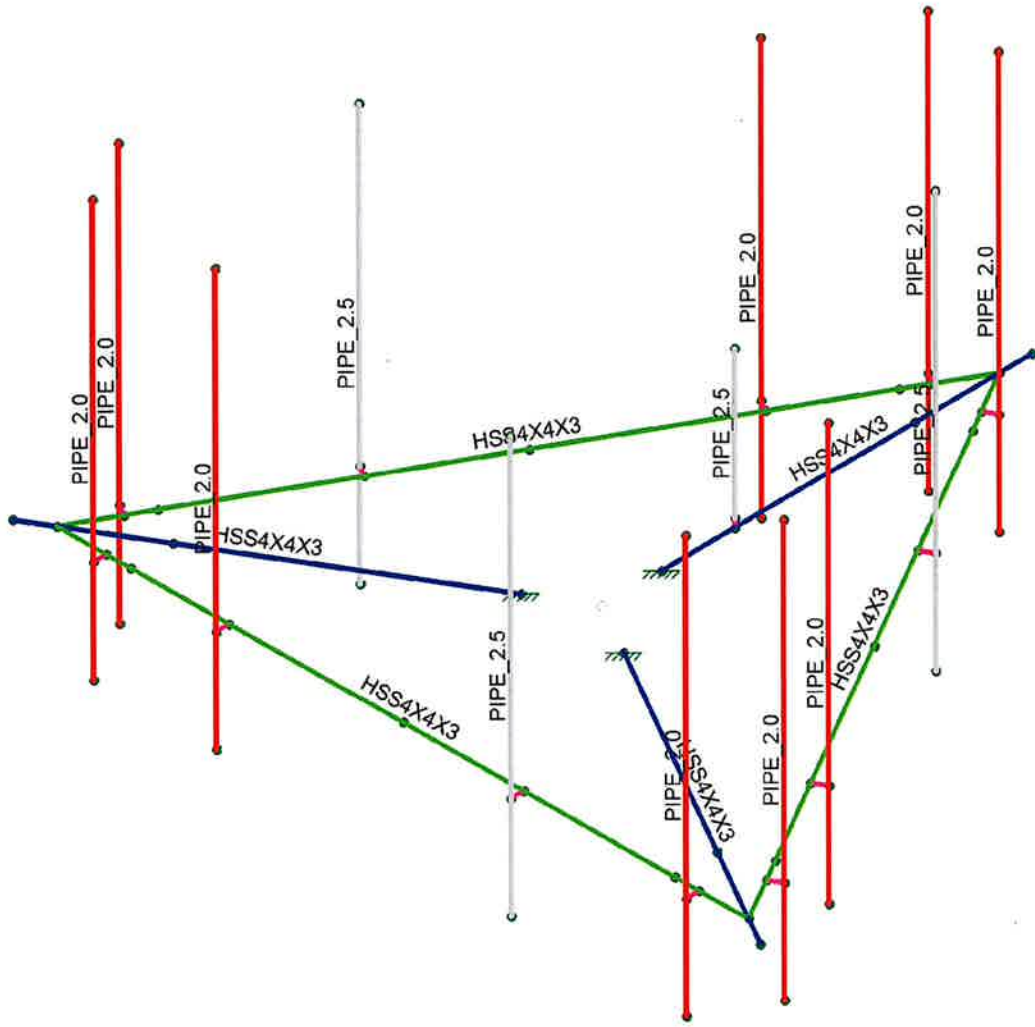


Envelope Only Solution

Nexus	BURLINGTON CT	Member Label
Akshay Doddamani		Feb 26, 2020 at 9:47 AM
VZW468547A01		VZW468547A01_BURLINGTON_C...

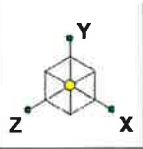


Section Sets	
█	Standoff, HSS4X4X3
█	Face Horizontal, HSS4X4X3
█	Antenna Pipe, 2 STD
█	Proposed Pipe, 2.5 STD
█	RIGID

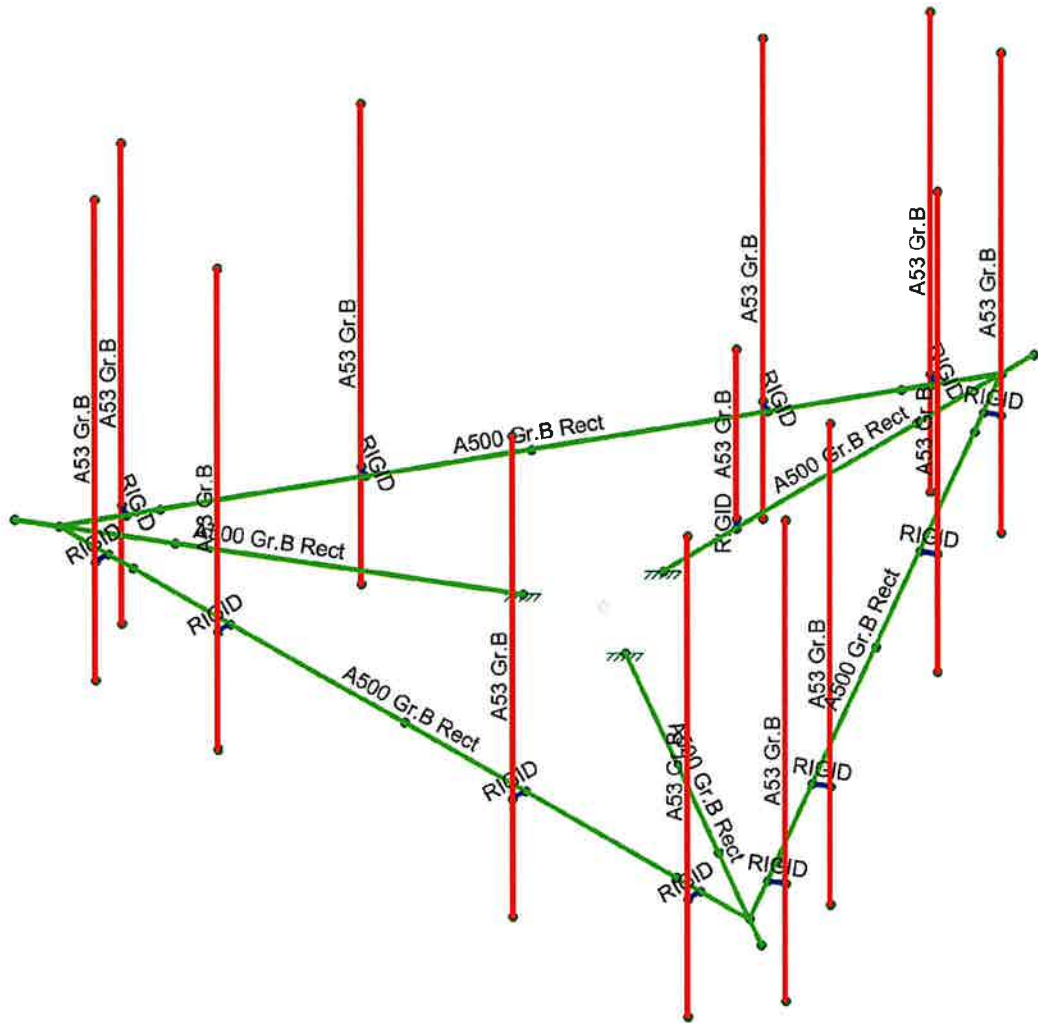


Envelope Only Solution

Nexus	BURLINGTON CT	Shape
Akshay Doddamani		Feb 26, 2020 at 9:47 AM
VZW468547A01		VZW468547A01_BURLINGTON_C...

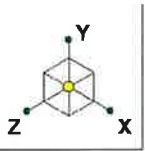


Material Sets	
■	RIGID
■	A500 Gr.B Rect
■	A53 Gr.B

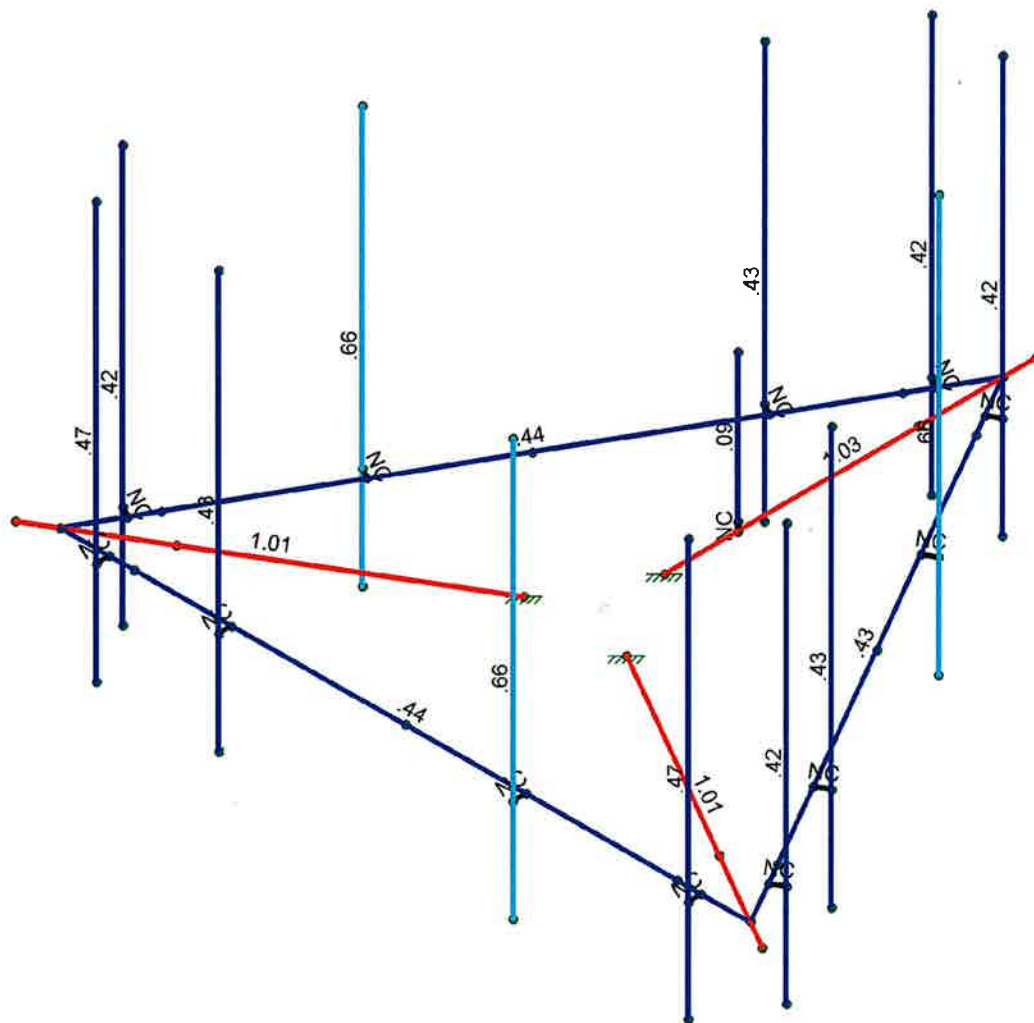



Envelope Only Solution

Nexius	BURLINGTON CT	Material Property
Akshay Doddamani		Feb 26, 2020 at 9:48 AM
VZW468547A01		VZW468547A01_BURLINGTON_C...

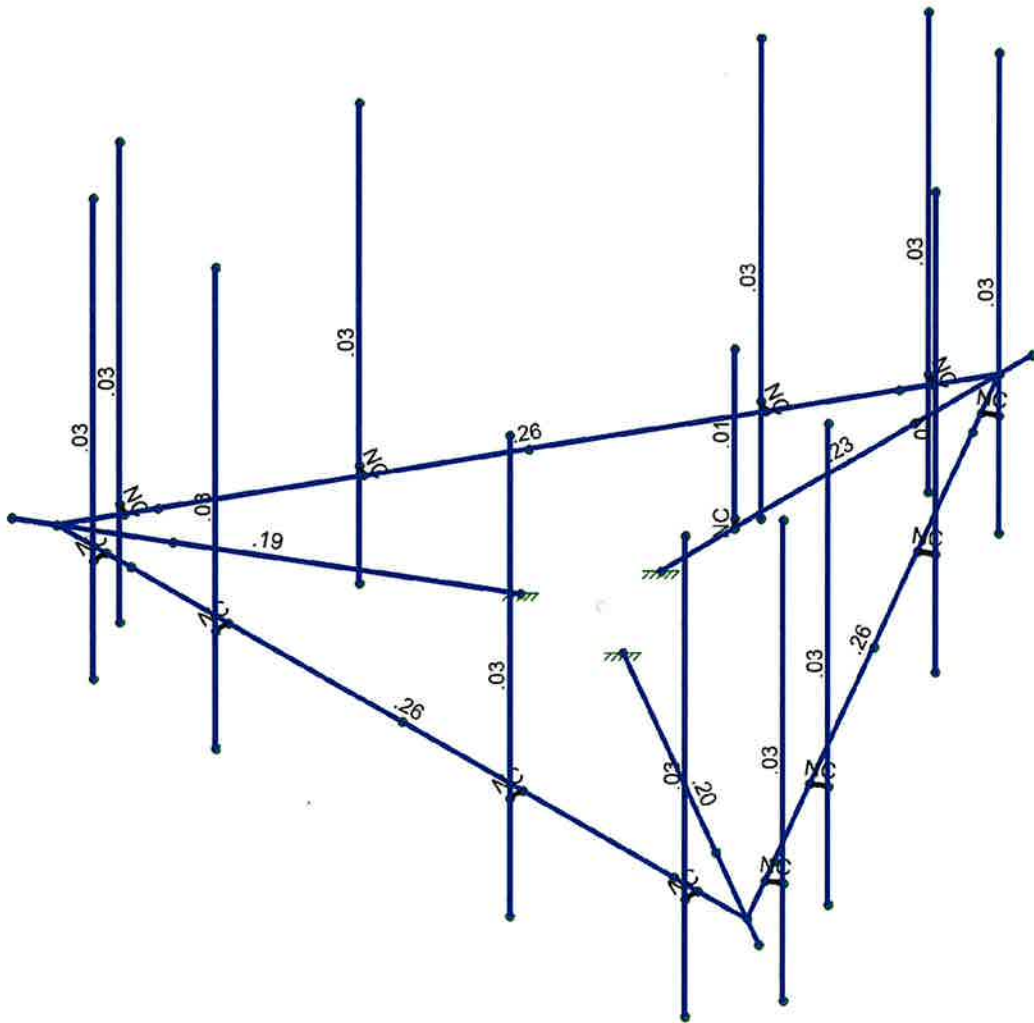

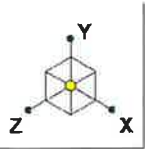


Code Check
(Env)



Member Code Checks Displayed (Enveloped)
Envelope Only Solution

Nexus	BURLINGTON CT	Ration_Flexural
Akshay Doddamani		Feb 26, 2020 at 9:48 AM
VZW468547A01		VZW468547A01_BURLINGTON_C...



Member Shear Checks Displayed (Enveloped)
Envelope Only Solution

Nexus	BURLINGTON CT	Ration_Shear
Akshay Doddamani		Feb 26, 2020 at 9:48 AM
VZW468547A01		VZW468547A01_BURLINGTON_C...



Company : Nexus
 Designer : Akshay Doddamani
 Job Number : VZW468547A01
 Model Name : BURLINGTON CT

Feb 26, 2020
 9:48 AM
 Checked By: Jiazhu Hu

Hot Rolled Steel Properties

	Label	E [k...	G [k...	Nu	Therm (1E5 F)	Density[k/ft^3]	Yield[ksi]	Ry	Fu[ksi]	Rt
1	A992	290...	111...	.3	.65	.49	50	1.1	65	1.1
2	A36 Gr...	290...	111...	.3	.65	.49	36	1.5	58	1.2
3	A572 Gr...	290...	111...	.3	.65	.49	50	1.1	65	1.1
4	A500 Gr...	290...	111...	.3	.65	.527	42	1.4	58	1.3
5	A500 Gr...	290...	111...	.3	.65	.527	46	1.4	58	1.3
6	A53 Gr.B	290...	111...	.3	.65	.49	35	1.6	60	1.2
7	A1085	290...	111...	.3	.65	.49	50	1.4	65	1.3
8	A913 Gr...	290...	111...	.3	.65	.49	65	1.1	80	1.1

Hot Rolled Steel Section Sets

	Label	Shape	Type	Design List	Material	Design ...	A [in2]	Iyy [in4]	Izz [in4]	J [in4]
1	Standoff, HSS4X4X3	HSS4X4X3	Beam	Tube	A500 Gr.B ...	Typical	2.58	6.21	6.21	10
2	Face Horizontal, HSS4...	HSS4X4X3	Beam	Tube	A500 Gr.B ...	Typical	2.58	6.21	6.21	10
3	Antenna Pipe, 2 STD	PIPE 2.0	Column	Pipe	A53 Gr.B	Typical	1.02	.627	.627	1.25
4	Proposed Pipe, 2.5 STD	PIPE 2.5	Column	Pipe	A53 Gr.B	Typical	1.61	1.45	1.45	2.89

Joint Coordinates and Temperatures

	Label	X [ft]	Y [ft]	Z [ft]	Temp [F]	Detach From Diap...
1	N1	0	0	0	0	
2	N2	0	0	4.065508	0	
3	N3	7.041667	0	4.065508	0	
4	N4	-7.041667	0	4.065508	0	
5	N6	3.520833	0	-2.032754	0	
6	N7	0	0	-8.131016	0	
7	N10	-3.520833	0	-2.032754	0	
8	N8	0	0	-8.797683	0	
9	N9	0	0	-1.21435	0	
10	N10A	-7.619017	0	4.398842	0	
11	N11	-1.051658	0	0.607175	0	
12	N12	7.619017	0	4.398842	0	
13	N13	1.051658	0	0.607175	0	
14	N14	-6.041667	0	4.065508	0	
15	N15	-3.541667	0	4.065508	0	
16	N16	2.458333	0	4.065508	0	
17	N17	6.041667	0	4.065508	0	
18	N18	-6.041667	0	4.331133	0	
19	N19	-3.541667	0	4.331133	0	
20	N20	2.458333	0	4.331133	0	
21	N21	6.041667	0	4.331133	0	
22	N22	-6.041667	6.416667	4.331133	0	
23	N23	-3.541667	6.416667	4.331133	0	
24	N24	2.458333	6.416667	4.331133	0	
25	N25	6.041667	6.416667	4.331133	0	
26	N26	-6.041667	-2.083333	4.331133	0	
27	N27	-3.541667	-2.083333	4.331133	0	
28	N28	2.458333	-2.083333	4.331133	0	



Company : Nexius
 Designer : Akshay Doddamani
 Job Number : VZW468547A01
 Model Name : BURLINGTON CT

Feb 26, 2020
 9:48 AM
 Checked By: Jiazhu Hu

Joint Coordinates and Temperatures (Continued)

	Label	X [ft]	Y [ft]	Z [ft]	Temp [F]	Detach From Diap...
29	N29	6.041667	-2.083333	4.331133	0	
30	N30	6.541667	0	3.199483	0	
31	N31	5.291667	0	1.034419	0	
32	N32	2.291667	0	-4.161733	0	
33	N33	0.5	0	-7.264991	0	
34	N34	6.771705	0	3.06667	0	
35	N35	5.521705	0	0.901607	0	
36	N36	2.521705	0	-4.294546	0	
37	N37	0.730038	0	-7.397803	0	
38	N38	6.771705	6.416667	3.06667	0	
39	N39	5.521705	6.416667	0.901607	0	
40	N40	2.521705	6.416667	-4.294546	0	
41	N41	0.730038	6.416667	-7.397803	0	
42	N42	6.771705	-2.083333	3.06667	0	
43	N43	5.521705	-2.083333	0.901607	0	
44	N44	2.521705	-2.083333	-4.294546	0	
45	N45	0.730038	-2.083333	-7.397803	0	
46	N46	-0.5	0	-7.264991	0	
47	N47	-1.75	0	-5.099927	0	
48	N48	-4.75	0	0.096225	0	
49	N49	-6.541667	0	3.199483	0	
50	N50	-0.730038	0	-7.397803	0	
51	N51	-1.980038	0	-5.23274	0	
52	N52	-4.980038	0	-0.036588	0	
53	N53	-6.771705	0	3.06667	0	
54	N54	-0.730038	6.416667	-7.397803	0	
55	N55	-1.980038	6.416667	-5.23274	0	
56	N56	-4.980038	6.416667	-0.036588	0	
57	N57	-6.771705	6.416667	3.06667	0	
58	N58	-0.730038	-2.083333	-7.397803	0	
59	N59	-1.980038	-2.083333	-5.23274	0	
60	N60	-4.980038	-2.083333	-0.036588	0	
61	N61	-6.771705	-2.083333	3.06667	0	
62	N62	-5.541667	0	4.065508	0	
63	N64	5.541667	0	4.065508	0	
64	N66	-5.541667	0	3.199483	0	
65	N67	5.541667	0	3.199483	0	
66	N66A	6.291667	0	2.76647	0	
67	N67A	0.75	0	-6.831978	0	
68	N69	-0.	0	-6.398965	0	
69	N70	-0.75	0	-6.831978	0	
70	N71	-6.291667	0	2.76647	0	
71	N71A	0.	0	-2.71435	0	
72	N72	0.	0.1666	-2.71435	0	
73	N73	0.	3.1666	-2.71435	0	

Member Point Loads (BLC 1 : Dead)

	Member Label	Direction	Magnitude[k.k-ft]	Location[ft.%]
1	M14	Y	-016	%38.3
2	M13	Y	-087	%50
3	M12	Y	-07	%26.5
4	M12	Y	-084	%50
5	M11	Y	-016	%38.3
6	M30	Y	-016	%38.3
7	M29	Y	-087	%50



Company : Nexius
 Designer : Akshay Doddamani
 Job Number : VZW468547A01
 Model Name : BURLINGTON CT

Feb 26, 2020
 9:48 AM
 Checked By: Jiazhu Hu

Member Point Loads (BLC 1 : Dead) (Continued)

	Member Label	Direction	Magnitude[k.k-ft]	Location[ft. %]
8	M28	Y	-.07	%26.5
9	M28	Y	-.084	%50
10	M27	Y	-.016	%38.3
11	M22	Y	-.016	%38.3
12	M21	Y	-.087	%50
13	M20	Y	-.07	%26.5
14	M20	Y	-.084	%50
15	M19	Y	-.016	%38.3
16	M32	Y	-.032	%50

Member Point Loads (BLC 2 : Ice Dead)

	Member Label	Direction	Magnitude[k.k-ft]	Location[ft. %]
1	M14	Y	-.196	%38.3
2	M13	Y	-.654	%50
3	M12	Y	-.081	%26.5
4	M12	Y	-.085	%50
5	M11	Y	-.196	%38.3
6	M30	Y	-.196	%38.3
7	M29	Y	-.654	%50
8	M28	Y	-.081	%26.5
9	M28	Y	-.085	%50
10	M27	Y	-.196	%38.3
11	M22	Y	-.196	%38.3
12	M21	Y	-.654	%50
13	M20	Y	-.081	%26.5
14	M20	Y	-.085	%50
15	M19	Y	-.196	%38.3
16	M32	Y	-.171	%50

Member Point Loads (BLC 3 : Full Wind Antenna (0 Deg))

	Member Label	Direction	Magnitude[k.k-ft]	Location[ft. %]
1	M14	Z	-.068	%14.5
2	M13	Z	-.273	%14.7
3	M12	Z	-.063	%26.5
4	M12	Z	-.063	%50
5	M11	Z	-.068	%14.5
6	M30	Z	-.063	%14.5
7	M29	Z	-.203	%14.7
8	M28	Z	-.041	%26.5
9	M28	Z	-.047	%50
10	M27	Z	-.063	%14.5
11	M22	Z	-.063	%14.5
12	M21	Z	-.203	%14.7
13	M20	Z	-.041	%26.5
14	M20	Z	-.047	%50
15	M19	Z	-.063	%14.5
16	M32	Z	-.128	%50
17	M14	Z	-.068	%62
18	M13	Z	-.273	%85.3
19	M11	Z	-.068	%62
20	M30	Z	-.063	%62
21	M29	Z	-.203	%85.3
22	M27	Z	-.063	%62
23	M22	Z	-.063	%62
24	M21	Z	-.203	%85.3
25	M19	Z	-.063	%62



Company : Nexius
 Designer : Akshay Doddamani
 Job Number : VZW468547A01
 Model Name : BURLINGTON CT

Feb 26, 2020
 9:48 AM
 Checked By: Jiazhu Hu

Member Point Loads (BLC 4 : Full Wind Antenna (30 Deg))

	Member Label	Direction	Magnitude[k.k-ft]	Location[ft.%]
1	M14	Z	-.058	%14.5
2	M13	Z	-.216	%14.7
3	M12	Z	-.049	%26.5
4	M12	Z	-.05	%50
5	M11	Z	-.058	%14.5
6	M30	Z	-.053	%14.5
7	M29	Z	-.156	%14.7
8	M28	Z	-.03	%26.5
9	M28	Z	-.037	%50
10	M27	Z	-.053	%14.5
11	M22	Z	-.058	%14.5
12	M21	Z	-.216	%14.7
13	M20	Z	-.049	%26.5
14	M20	Z	-.05	%50
15	M19	Z	-.058	%14.5
16	M32	Z	-.102	%50
17	M14	Z	-.058	%62
18	M13	Z	-.216	%85.3
19	M11	Z	-.058	%62
20	M30	Z	-.053	%62
21	M29	Z	-.156	%85.3
22	M27	Z	-.053	%62
23	M22	Z	-.058	%62
24	M21	Z	-.216	%85.3
25	M19	Z	-.058	%62
26	M14	X	.033	%14.5
27	M13	X	.125	%14.7
28	M12	X	.028	%26.5
29	M12	X	.029	%50
30	M11	X	.033	%14.5
31	M30	X	.031	%14.5
32	M29	X	.09	%14.7
33	M28	X	.017	%26.5
34	M28	X	.021	%50
35	M27	X	.031	%14.5
36	M22	X	.033	%14.5
37	M21	X	.125	%14.7
38	M20	X	.028	%26.5
39	M20	X	.029	%50
40	M19	X	.033	%14.5
41	M32	X	.059	%50
42	M14	X	.033	%62
43	M13	X	.125	%85.3
44	M11	X	.033	%62
45	M30	X	.031	%62
46	M29	X	.09	%85.3
47	M27	X	.031	%62
48	M22	X	.033	%62
49	M21	X	.125	%85.3
50	M19	X	.033	%62

Member Point Loads (BLC 5 : Full Wind Antenna (60 Deg))

	Member Label	Direction	Magnitude[k.k-ft]	Location[ft.%]
1	M14	Z	-.031	%14.5
2	M13	Z	-.102	%14.7
3	M12	Z	-.021	%26.5



Company : Nexius
 Designer : Akshay Doddamani
 Job Number : VZW468547A01
 Model Name : BURLINGTON CT

Feb 26, 2020
 9:48 AM
 Checked By: Jiazhu Hu

Member Point Loads (BLC 5 : Full Wind Antenna (60 Deg)) (Continued)

	Member Label	Direction	Magnitude[k,k-ft]	Location[ft,%]
4	M12	Z	-.024	%50
5	M11	Z	-.031	%14.5
6	M30	Z	-.031	%14.5
7	M29	Z	-.102	%14.7
8	M28	Z	-.021	%26.5
9	M28	Z	-.024	%50
10	M27	Z	-.031	%14.5
11	M22	Z	-.034	%14.5
12	M21	Z	-.136	%14.7
13	M20	Z	-.032	%26.5
14	M20	Z	-.032	%50
15	M19	Z	-.034	%14.5
16	M32	Z	-.048	%50
17	M14	Z	-.031	%62
18	M13	Z	-.102	%85.3
19	M11	Z	-.031	%62
20	M30	Z	-.031	%62
21	M29	Z	-.102	%85.3
22	M27	Z	-.031	%62
23	M22	Z	-.034	%62
24	M21	Z	-.136	%85.3
25	M19	Z	-.034	%62
26	M14	X	.054	%14.5
27	M13	X	.176	%14.7
28	M12	X	.036	%26.5
29	M12	X	.041	%50
30	M11	X	.054	%14.5
31	M30	X	.054	%14.5
32	M29	X	.176	%14.7
33	M28	X	.036	%26.5
34	M28	X	.041	%50
35	M27	X	.054	%14.5
36	M22	X	.059	%14.5
37	M21	X	.236	%14.7
38	M20	X	.055	%26.5
39	M20	X	.055	%50
40	M19	X	.059	%14.5
41	M32	X	.083	%50
42	M14	X	.054	%62
43	M13	X	.176	%85.3
44	M11	X	.054	%62
45	M30	X	.054	%62
46	M29	X	.176	%85.3
47	M27	X	.054	%62
48	M22	X	.059	%62
49	M21	X	.236	%85.3
50	M19	X	.059	%62

Member Point Loads (BLC 6 : Full Wind Antenna (90 Deg))

	Member Label	Direction	Magnitude[k,k-ft]	Location[ft,%]
1	M14	Z	0	%14.5
2	M13	Z	0	%14.7
3	M12	Z	0	%26.5
4	M12	Z	0	%50
5	M11	Z	0	%14.5
6	M30	Z	0	%14.5



Company : Nexius
 Designer : Akshay Doddamani
 Job Number : VZW468547A01
 Model Name : BURLINGTON CT

Feb 26, 2020
 9:48 AM
 Checked By: Jiazhu Hu

Member Point Loads (BLC 6 : Full Wind Antenna (90 Deg)) (Continued)

	Member Label	Direction	Magnitude[k.k-ft]	Location[ft. %]
7	M29	Z	0	%14.7
8	M28	Z	0	%26.5
9	M28	Z	0	%50
10	M27	Z	0	%14.5
11	M22	Z	0	%14.5
12	M21	Z	0	%14.7
13	M20	Z	0	%26.5
14	M20	Z	0	%50
15	M19	Z	0	%14.5
16	M32	Z	0	%50
17	M14	Z	0	%62
18	M13	Z	0	%85.3
19	M11	Z	0	%62
20	M30	Z	0	%62
21	M29	Z	0	%85.3
22	M27	Z	0	%62
23	M22	Z	0	%62
24	M21	Z	0	%85.3
25	M19	Z	0	%62
26	M14	X	.061	%14.5
27	M13	X	.18	%14.7
28	M12	X	.034	%26.5
29	M12	X	.042	%50
30	M11	X	.061	%14.5
31	M30	X	.067	%14.5
32	M29	X	.25	%14.7
33	M28	X	.056	%26.5
34	M28	X	.058	%50
35	M27	X	.067	%14.5
36	M22	X	.067	%14.5
37	M21	X	.25	%14.7
38	M20	X	.056	%26.5
39	M20	X	.058	%50
40	M19	X	.067	%14.5
41	M32	X	.085	%50
42	M14	X	.061	%62
43	M13	X	.18	%85.3
44	M11	X	.061	%62
45	M30	X	.067	%62
46	M29	X	.25	%85.3
47	M27	X	.067	%62
48	M22	X	.067	%62
49	M21	X	.25	%85.3
50	M19	X	.067	%62

Member Point Loads (BLC 7 : Full Wind Antenna (120 Deg))

	Member Label	Direction	Magnitude[k.k-ft]	Location[ft. %]
1	M14	Z	.031	%14.5
2	M13	Z	.102	%14.7
3	M12	Z	.021	%26.5
4	M12	Z	.024	%50
5	M11	Z	.031	%14.5
6	M30	Z	.034	%14.5
7	M29	Z	.136	%14.7
8	M28	Z	.032	%26.5
9	M28	Z	.032	%50



Company : Nexius
 Designer : Akshay Doddamani
 Job Number : VZW468547A01
 Model Name : BURLINGTON CT

Feb 26, 2020
 9:48 AM
 Checked By: Jiazhu Hu

Member Point Loads (BLC 7 : Full Wind Antenna (120 Deg)) (Continued)

	Member Label	Direction	Magnitude[k.k-ft]	Location[ft.%]
10	M27	Z	.034	%14.5
11	M22	Z	.031	%14.5
12	M21	Z	.102	%14.7
13	M20	Z	.021	%26.5
14	M20	Z	.024	%50
15	M19	Z	.031	%14.5
16	M32	Z	.048	%50
17	M14	Z	.031	%62
18	M13	Z	.102	%85.3
19	M11	Z	.031	%62
20	M30	Z	.034	%62
21	M29	Z	.136	%85.3
22	M27	Z	.034	%62
23	M22	Z	.031	%62
24	M21	Z	.102	%85.3
25	M19	Z	.031	%62
26	M14	X	.054	%14.5
27	M13	X	.176	%14.7
28	M12	X	.036	%26.5
29	M12	X	.041	%50
30	M11	X	.054	%14.5
31	M30	X	.059	%14.5
32	M29	X	.236	%14.7
33	M28	X	.055	%26.5
34	M28	X	.055	%50
35	M27	X	.059	%14.5
36	M22	X	.054	%14.5
37	M21	X	.176	%14.7
38	M20	X	.036	%26.5
39	M20	X	.041	%50
40	M19	X	.054	%14.5
41	M32	X	.083	%50
42	M14	X	.054	%62
43	M13	X	.176	%85.3
44	M11	X	.054	%62
45	M30	X	.059	%62
46	M29	X	.236	%85.3
47	M27	X	.059	%62
48	M22	X	.054	%62
49	M21	X	.176	%85.3
50	M19	X	.054	%62

Member Point Loads (BLC 8 : Full Wind Antenna (150 Deg))

	Member Label	Direction	Magnitude[k.k-ft]	Location[ft.%]
1	M14	Z	.058	%14.5
2	M13	Z	.216	%14.7
3	M12	Z	.049	%26.5
4	M12	Z	.05	%50
5	M11	Z	.058	%14.5
6	M30	Z	.058	%14.5
7	M29	Z	.216	%14.7
8	M28	Z	.049	%26.5
9	M28	Z	.05	%50
10	M27	Z	.058	%14.5
11	M22	Z	.053	%14.5
12	M21	Z	.156	%14.7



Company : Nexius
 Designer : Akshay Doddamani
 Job Number : VZW468547A01
 Model Name : BURLINGTON CT

Feb 26, 2020
 9:48 AM
 Checked By: Jiazhu Hu

Member Point Loads (BLC 8 : Full Wind Antenna (150 Deg)) (Continued)

	Member Label	Direction	Magnitude[k.k-ft]	Location[ft. %]
13	M20	Z	.03	%26.5
14	M20	Z	.037	%50
15	M19	Z	.053	%14.5
16	M32	Z	.102	%50
17	M14	Z	.058	%62
18	M13	Z	.216	%85.3
19	M11	Z	.058	%62
20	M30	Z	.058	%62
21	M29	Z	.216	%85.3
22	M27	Z	.058	%62
23	M22	Z	.053	%62
24	M21	Z	.156	%85.3
25	M19	Z	.053	%62
26	M14	X	.033	%14.5
27	M13	X	.125	%14.7
28	M12	X	.028	%26.5
29	M12	X	.029	%50
30	M11	X	.033	%14.5
31	M30	X	.033	%14.5
32	M29	X	.125	%14.7
33	M28	X	.028	%26.5
34	M28	X	.029	%50
35	M27	X	.033	%14.5
36	M22	X	.031	%14.5
37	M21	X	.09	%14.7
38	M20	X	.017	%26.5
39	M20	X	.021	%50
40	M19	X	.031	%14.5
41	M32	X	.059	%50
42	M14	X	.033	%62
43	M13	X	.125	%85.3
44	M11	X	.033	%62
45	M30	X	.033	%62
46	M29	X	.125	%85.3
47	M27	X	.033	%62
48	M22	X	.031	%62
49	M21	X	.09	%85.3
50	M19	X	.031	%62

Member Point Loads (BLC 15 : Ice Wind Antenna (0 Deg))

	Member Label	Direction	Magnitude[k.k-ft]	Location[ft. %]
1	M14	Z	-.029	%14.5
2	M13	Z	-.102	%14.7
3	M12	Z	-.029	%26.5
4	M12	Z	-.029	%50
5	M11	Z	-.029	%14.5
6	M30	Z	-.027	%14.5
7	M29	Z	-.084	%14.7
8	M28	Z	-.022	%26.5
9	M28	Z	-.024	%50
10	M27	Z	-.027	%14.5
11	M22	Z	-.027	%14.5
12	M21	Z	-.084	%14.7
13	M20	Z	-.022	%26.5
14	M20	Z	-.024	%50
15	M19	Z	-.027	%14.5



Company : Nexius
 Designer : Akshay Doddamani
 Job Number : VZW468547A01
 Model Name : BURLINGTON CT

Feb 26, 2020
 9:48 AM
 Checked By: Jiazhu Hu

Member Point Loads (BLC 15 : Ice Wind Antenna (0 Deg)) (Continued)

	Member Label	Direction	Magnitude[k.k-ft]	Location[ft.%]
16	M32	Z	-.051	%50
17	M14	Z	-.029	%62
18	M13	Z	-.102	%85.3
19	M11	Z	-.029	%62
20	M30	Z	-.027	%62
21	M29	Z	-.084	%85.3
22	M27	Z	-.027	%62
23	M22	Z	-.027	%62
24	M21	Z	-.084	%85.3
25	M19	Z	-.027	%62

Member Point Loads (BLC 16 : Ice Wind Antenna (30 Deg))

	Member Label	Direction	Magnitude[k.k-ft]	Location[ft.%]
1	M14	Z	-.024	%14.5
2	M13	Z	-.083	%14.7
3	M12	Z	-.023	%26.5
4	M12	Z	-.024	%50
5	M11	Z	-.024	%14.5
6	M30	Z	-.023	%14.5
7	M29	Z	-.067	%14.7
8	M28	Z	-.017	%26.5
9	M28	Z	-.019	%50
10	M27	Z	-.023	%14.5
11	M22	Z	-.024	%14.5
12	M21	Z	-.083	%14.7
13	M20	Z	-.023	%26.5
14	M20	Z	-.024	%50
15	M19	Z	-.024	%14.5
16	M32	Z	-.042	%50
17	M14	Z	-.024	%62
18	M13	Z	-.083	%85.3
19	M11	Z	-.024	%62
20	M30	Z	-.023	%62
21	M29	Z	-.067	%85.3
22	M27	Z	-.023	%62
23	M22	Z	-.024	%62
24	M21	Z	-.083	%85.3
25	M19	Z	-.024	%62
26	M14	X	.014	%14.5
27	M13	X	.048	%14.7
28	M12	X	.013	%26.5
29	M12	X	.014	%50
30	M11	X	.014	%14.5
31	M30	X	.013	%14.5
32	M29	X	.039	%14.7
33	M28	X	.01	%26.5
34	M28	X	.011	%50
35	M27	X	.013	%14.5
36	M22	X	.014	%14.5
37	M21	X	.048	%14.7
38	M20	X	.013	%26.5
39	M20	X	.014	%50
40	M19	X	.014	%14.5
41	M32	X	.024	%50
42	M14	X	.014	%62
43	M13	X	.048	%85.3



Company : Nexius
 Designer : Akshay Doddamani
 Job Number : VZW468547A01
 Model Name : BURLINGTON CT

Feb 26, 2020
 9:48 AM
 Checked By: Jiazhu Hu

Member Point Loads (BLC 16 : Ice Wind Antenna (30 Deg)) (Continued)

	Member Label	Direction	Magnitude[k.k-ft]	Location[ft.%]
44	M11	X	.014	%62
45	M30	X	.013	%62
46	M29	X	.039	%85.3
47	M27	X	.013	%62
48	M22	X	.014	%62
49	M21	X	.048	%85.3
50	M19	X	.014	%62

Member Point Loads (BLC 17 : Ice Wind Antenna (60 Deg))

	Member Label	Direction	Magnitude[k.k-ft]	Location[ft.%]
1	M14	Z	-.014	%14.5
2	M13	Z	-.042	%14.7
3	M12	Z	-.011	%26.5
4	M12	Z	-.012	%50
5	M11	Z	-.014	%14.5
6	M30	Z	-.014	%14.5
7	M29	Z	-.042	%14.7
8	M28	Z	-.011	%26.5
9	M28	Z	-.012	%50
10	M27	Z	-.014	%14.5
11	M22	Z	-.014	%14.5
12	M21	Z	-.051	%14.7
13	M20	Z	-.015	%26.5
14	M20	Z	-.015	%50
15	M19	Z	-.014	%14.5
16	M32	Z	-.021	%50
17	M14	Z	-.014	%62
18	M13	Z	-.042	%85.3
19	M11	Z	-.014	%62
20	M30	Z	-.014	%62
21	M29	Z	-.042	%85.3
22	M27	Z	-.014	%62
23	M22	Z	-.014	%62
24	M21	Z	-.051	%85.3
25	M19	Z	-.014	%62
26	M14	X	.024	%14.5
27	M13	X	.073	%14.7
28	M12	X	.019	%26.5
29	M12	X	.021	%50
30	M11	X	.024	%14.5
31	M30	X	.024	%14.5
32	M29	X	.073	%14.7
33	M28	X	.019	%26.5
34	M28	X	.021	%50
35	M27	X	.024	%14.5
36	M22	X	.025	%14.5
37	M21	X	.088	%14.7
38	M20	X	.025	%26.5
39	M20	X	.025	%50
40	M19	X	.025	%14.5
41	M32	X	.036	%50
42	M14	X	.024	%62
43	M13	X	.073	%85.3
44	M11	X	.024	%62
45	M30	X	.024	%62
46	M29	X	.073	%85.3



Company : Nexius
 Designer : Akshay Doddamani
 Job Number : VZW468547A01
 Model Name : BURLINGTON CT

Feb 26, 2020
 9:48 AM
 Checked By: Jiazhu Hu

Member Point Loads (BLC 17 : Ice Wind Antenna (60 Deg)) (Continued)

	Member Label	Direction	Magnitude[k.k-ft]	Location[ft.%]
47	M27	X	.024	%62
48	M22	X	.025	%62
49	M21	X	.088	%85.3
50	M19	X	.025	%62

Member Point Loads (BLC 18 : Ice Wind Antenna (90 Deg))

	Member Label	Direction	Magnitude[k.k-ft]	Location[ft.%]
1	M14	Z	0	%14.5
2	M13	Z	0	%14.7
3	M12	Z	0	%26.5
4	M12	Z	0	%50
5	M11	Z	0	%14.5
6	M30	Z	0	%14.5
7	M29	Z	0	%14.7
8	M28	Z	0	%26.5
9	M28	Z	0	%50
10	M27	Z	0	%14.5
11	M22	Z	0	%14.5
12	M21	Z	0	%14.7
13	M20	Z	0	%26.5
14	M20	Z	0	%50
15	M19	Z	0	%14.5
16	M32	Z	0	%50
17	M14	Z	0	%62
18	M13	Z	0	%85.3
19	M11	Z	0	%62
20	M30	Z	0	%62
21	M29	Z	0	%85.3
22	M27	Z	0	%62
23	M22	Z	0	%62
24	M21	Z	0	%85.3
25	M19	Z	0	%62
26	M14	X	.027	%14.5
27	M13	X	.078	%14.7
28	M12	X	.019	%26.5
29	M12	X	.022	%50
30	M11	X	.027	%14.5
31	M30	X	.028	%14.5
32	M29	X	.096	%14.7
33	M28	X	.027	%26.5
34	M28	X	.028	%50
35	M27	X	.028	%14.5
36	M22	X	.028	%14.5
37	M21	X	.096	%14.7
38	M20	X	.027	%26.5
39	M20	X	.028	%50
40	M19	X	.028	%14.5
41	M32	X	.038	%50
42	M14	X	.027	%62
43	M13	X	.078	%85.3
44	M11	X	.027	%62
45	M30	X	.028	%62
46	M29	X	.096	%85.3
47	M27	X	.028	%62
48	M22	X	.028	%62
49	M21	X	.096	%85.3



Company : Nexius
 Designer : Akshay Doddamani
 Job Number : VZW468547A01
 Model Name : BURLINGTON CT

Feb 26, 2020
 9:48 AM
 Checked By: Jiazhu Hu

Member Point Loads (BLC 18 : Ice Wind Antenna (90 Deg)) (Continued)

	Member Label	Direction	Magnitude[k.k-ft]	Location[ft. %]
50	M19	X	.028	%62

Member Point Loads (BLC 19 : Ice Wind Antenna (120 Deg))

	Member Label	Direction	Magnitude[k.k-ft]	Location[ft. %]
1	M14	Z	.014	%14.5
2	M13	Z	.042	%14.7
3	M12	Z	.011	%26.5
4	M12	Z	.012	%50
5	M11	Z	.014	%14.5
6	M30	Z	.014	%14.5
7	M29	Z	.051	%14.7
8	M28	Z	.015	%26.5
9	M28	Z	.015	%50
10	M27	Z	.014	%14.5
11	M22	Z	.014	%14.5
12	M21	Z	.042	%14.7
13	M20	Z	.011	%26.5
14	M20	Z	.012	%50
15	M19	Z	.014	%14.5
16	M32	Z	.021	%50
17	M14	Z	.014	%62
18	M13	Z	.042	%85.3
19	M11	Z	.014	%62
20	M30	Z	.014	%62
21	M29	Z	.051	%85.3
22	M27	Z	.014	%62
23	M22	Z	.014	%62
24	M21	Z	.042	%85.3
25	M19	Z	.014	%62
26	M14	X	.024	%14.5
27	M13	X	.073	%14.7
28	M12	X	.019	%26.5
29	M12	X	.021	%50
30	M11	X	.024	%14.5
31	M30	X	.025	%14.5
32	M29	X	.088	%14.7
33	M28	X	.025	%26.5
34	M28	X	.025	%50
35	M27	X	.025	%14.5
36	M22	X	.024	%14.5
37	M21	X	.073	%14.7
38	M20	X	.019	%26.5
39	M20	X	.021	%50
40	M19	X	.024	%14.5
41	M32	X	.036	%50
42	M14	X	.024	%62
43	M13	X	.073	%85.3
44	M11	X	.024	%62
45	M30	X	.025	%62
46	M29	X	.088	%85.3
47	M27	X	.025	%62
48	M22	X	.024	%62
49	M21	X	.073	%85.3
50	M19	X	.024	%62



Company : Nexius
 Designer : Akshay Doddamani
 Job Number : VZW468547A01
 Model Name : BURLINGTON CT

Feb 26, 2020
 9:48 AM
 Checked By: Jiazhu Hu

Member Point Loads (BLC 20 : Ice Wind Antenna (150 Deg))

	Member Label	Direction	Magnitude[k.k-ft]	Location[ft.%]
1	M14	Z	.024	%14.5
2	M13	Z	.042	%14.7
3	M12	Z	.011	%26.5
4	M12	Z	.012	%50
5	M11	Z	.014	%14.5
6	M30	Z	.014	%14.5
7	M29	Z	.051	%14.7
8	M28	Z	.015	%26.5
9	M28	Z	.015	%50
10	M27	Z	.014	%14.5
11	M22	Z	.014	%14.5
12	M21	Z	.042	%14.7
13	M20	Z	.011	%26.5
14	M20	Z	.012	%50
15	M19	Z	.014	%14.5
16	M32	Z	.021	%50
17	M14	Z	.024	%62
18	M13	Z	.042	%85.3
19	M11	Z	.014	%62
20	M30	Z	.014	%62
21	M29	Z	.051	%85.3
22	M27	Z	.014	%62
23	M22	Z	.014	%62
24	M21	Z	.042	%85.3
25	M19	Z	.014	%62
26	M14	X	.014	%14.5
27	M13	X	.073	%14.7
28	M12	X	.019	%26.5
29	M12	X	.021	%50
30	M11	X	.024	%14.5
31	M30	X	.025	%14.5
32	M29	X	.088	%14.7
33	M28	X	.025	%26.5
34	M28	X	.025	%50
35	M27	X	.025	%14.5
36	M22	X	.024	%14.5
37	M21	X	.073	%14.7
38	M20	X	.019	%26.5
39	M20	X	.021	%50
40	M19	X	.024	%14.5
41	M32	X	.036	%50
42	M14	X	.014	%62
43	M13	X	.073	%85.3
44	M11	X	.024	%62
45	M30	X	.025	%62
46	M29	X	.088	%85.3
47	M27	X	.025	%62
48	M22	X	.024	%62
49	M21	X	.073	%85.3
50	M19	X	.024	%62

Member Point Loads (BLC 27 : Seismic Antenna (0 Deg))

	Member Label	Direction	Magnitude[k.k-ft]	Location[ft.%]
1	M14	Z	0	%38.3
2	M13	Z	-.003	%50
3	M12	Z	-.002	%26.5



Company : Nexius
 Designer : Akshay Doddamani
 Job Number : VZW468547A01
 Model Name : BURLINGTON CT

Feb 26, 2020
 9:48 AM
 Checked By: Jiazhu Hu

Member Point Loads (BLC 27 : Seismic Antenna (0 Deg)) (Continued)

	Member Label	Direction	Magnitude[k.k-ft]	Location[ft.%]
4	M12	Z	-.003	%50
5	M11	Z	0	%38.3
6	M30	Z	0	%38.3
7	M29	Z	-.003	%50
8	M28	Z	-.002	%26.5
9	M28	Z	-.003	%50
10	M27	Z	0	%38.3
11	M22	Z	0	%38.3
12	M21	Z	-.003	%50
13	M20	Z	-.002	%26.5
14	M20	Z	-.003	%50
15	M19	Z	0	%38.3
16	M32	Z	-.001	%50

Member Point Loads (BLC 28 : Seismic Antenna (90 Deg))

	Member Label	Direction	Magnitude[k.k-ft]	Location[ft.%]
1	M14	X	0	%38.3
2	M13	X	.003	%50
3	M12	X	.002	%26.5
4	M12	X	.003	%50
5	M11	X	0	%38.3
6	M30	X	0	%38.3
7	M29	X	.003	%50
8	M28	X	.002	%26.5
9	M28	X	.003	%50
10	M27	X	0	%38.3
11	M22	X	0	%38.3
12	M21	X	.003	%50
13	M20	X	.002	%26.5
14	M20	X	.003	%50
15	M19	X	0	%38.3
16	M32	X	.001	%50

Member Point Loads (BLC 41 : Seismic Vertical Antennas)

	Member Label	Direction	Magnitude[k.k-ft]	Location[ft.%]
1	M14	Y	-.003	%38.3
2	M13	Y	-.017	%50
3	M12	Y	-.014	%26.5
4	M12	Y	-.017	%50
5	M11	Y	-.003	%38.3
6	M30	Y	-.003	%38.3
7	M29	Y	-.017	%50
8	M28	Y	-.014	%26.5
9	M28	Y	-.017	%50
10	M27	Y	-.003	%38.3
11	M22	Y	-.003	%38.3
12	M21	Y	-.017	%50
13	M20	Y	-.014	%26.5
14	M20	Y	-.017	%50
15	M19	Y	-.003	%38.3
16	M32	Y	-.006	%50



Company : Nexius
 Designer : Akshay Doddamani
 Job Number : VZW468547A01
 Model Name : BURLINGTON CT

Feb 26, 2020
 9:48 AM
 Checked By: Jiazhu Hu

Member Distributed Loads (BLC 2 : Ice Dead)

	Member Label	Direction	Start Magnitude[k/ft.F,ksf]	End Magnitude[k/ft.F,ksf]	Start Location[ft..	End Location[ft....
1	M1	PY	-.027	-.027	0	%100
2	M2	PY	-.027	-.027	0	%100
3	M3	PY	-.027	-.027	0	%100
4	M4	PY	-.027	-.027	0	%100
5	M5	PY	-.027	-.027	0	%100
6	M6	PY	-.027	-.027	0	%100
7	M7	PY	-.009	-.009	0	%100
8	M8	PY	-.009	-.009	0	%100
9	M9	PY	-.009	-.009	0	%100
10	M10	PY	-.009	-.009	0	%100
11	M11	PY	-.017	-.017	0	%100
12	M12	PY	-.017	-.017	0	%100
13	M13	PY	-.017	-.017	0	%100
14	M14	PY	-.017	-.017	0	%100
15	M15	PY	-.009	-.009	0	%100
16	M16	PY	-.009	-.009	0	%100
17	M17	PY	-.009	-.009	0	%100
18	M18	PY	-.009	-.009	0	%100
19	M19	PY	-.017	-.017	0	%100
20	M20	PY	-.017	-.017	0	%100
21	M21	PY	-.017	-.017	0	%100
22	M22	PY	-.017	-.017	0	%100
23	M23	PY	-.009	-.009	0	%100
24	M24	PY	-.009	-.009	0	%100
25	M25	PY	-.009	-.009	0	%100
26	M26	PY	-.009	-.009	0	%100
27	M27	PY	-.017	-.017	0	%100
28	M28	PY	-.017	-.017	0	%100
29	M29	PY	-.017	-.017	0	%100
30	M30	PY	-.017	-.017	0	%100
31	M31	PY	-.009	-.009	0	%100
32	M32	PY	-.018	-.018	0	%100

Member Distributed Loads (BLC 9 : Full Wind Members (0 Deg))

	Member Label	Direction	Start Magnitude[k/ft.F,ksf]	End Magnitude[k/ft.F,ksf]	Start Location[ft..	End Location[ft....
1	M1	PZ	-.023	-.023	0	%100
2	M2	PZ	-.006	-.006	0	%100
3	M3	PZ	-.006	-.006	0	%100
4	M4	PZ	0	0	0	%100
5	M5	PZ	-.017	-.017	0	%100
6	M6	PZ	-.017	-.017	0	%100
7	M11	PZ	-.008	-.008	0	%14.5
8	M12	PZ	-.008	-.008	0	%19.1
9	M13	PZ	-.008	-.008	0	%14.7
10	M14	PZ	-.008	-.008	0	%14.5
11	M19	PZ	-.008	-.008	0	%14.5
12	M20	PZ	-.008	-.008	0	%19.1
13	M21	PZ	-.008	-.008	0	%14.7
14	M22	PZ	-.008	-.008	0	%14.5
15	M27	PZ	-.008	-.008	0	%14.5
16	M28	PZ	-.008	-.008	0	%19.1
17	M29	PZ	-.008	-.008	0	%14.7
18	M30	PZ	-.008	-.008	0	%14.5
19	M32	PZ	-.01	-.01	0	%9.8
20	M11	PZ	-.008	-.008	%62	%100



Company : Nexius
 Designer : Akshay Doddamani
 Job Number : VZW468547A01
 Model Name : BURLINGTON CT

Feb 26, 2020
 9:48 AM
 Checked By: Jiazhu Hu

Member Distributed Loads (BLC 9 : Full Wind Members (0 Deg)) (Continued)

	Member Label	Direction	Start Magnitude[k/ft.F,ksf]	End Magnitude[k/ft.F,ksf]	Start Location[ft..	End Location[ft....
21	M12	PZ	-.008	-.008	%57.4	%100
22	M13	PZ	-.008	-.008	%85.3	%100
23	M14	PZ	-.008	-.008	%62	%100
24	M19	PZ	-.008	-.008	%62	%100
25	M20	PZ	-.008	-.008	%57.4	%100
26	M21	PZ	-.008	-.008	%85.3	%100
27	M22	PZ	-.008	-.008	%62	%100
28	M27	PZ	-.008	-.008	%62	%100
29	M28	PZ	-.008	-.008	%57.4	%100
30	M29	PZ	-.008	-.008	%85.3	%100
31	M30	PZ	-.008	-.008	%62	%100
32	M32	PZ	-.01	-.01	%90.2	%100
33	M1	PX	0	0	0	%100
34	M2	PX	0	0	0	%100
35	M3	PX	0	0	0	%100
36	M4	PX	0	0	0	%100
37	M5	PX	0	0	0	%100
38	M6	PX	0	0	0	%100
39	M11	PX	0	0	0	%100
40	M12	PX	0	0	0	%100
41	M13	PX	0	0	0	%100
42	M14	PX	0	0	0	%100
43	M19	PX	0	0	0	%14.5
44	M20	PX	0	0	0	%19.1
45	M21	PX	0	0	0	%14.7
46	M22	PX	0	0	0	%14.5
47	M27	PX	0	0	0	%14.5
48	M28	PX	0	0	0	%19.1
49	M29	PX	0	0	0	%14.7
50	M30	PX	0	0	0	%14.5
51	M32	PX	0	0	0	%100
52	M19	PX	0	0	%62	%100
53	M20	PX	0	0	%57.4	%100
54	M21	PX	0	0	%85.3	%100
55	M22	PX	0	0	%62	%100
56	M27	PX	0	0	%62	%100
57	M28	PX	0	0	%57.4	%100
58	M29	PX	0	0	%85.3	%100
59	M30	PX	0	0	%62	%100

Member Distributed Loads (BLC 10 : Full Wind Members (30 Deg))

	Member Label	Direction	Start Magnitude[k/ft.F,ksf]	End Magnitude[k/ft.F,ksf]	Start Location[ft..	End Location[ft....
1	M1	PZ	-.015	-.015	0	%100
2	M2	PZ	-.015	-.015	0	%100
3	M3	PZ	0	0	0	%100
4	M4	PZ	-.005	-.005	0	%100
5	M5	PZ	-.005	-.005	0	%100
6	M6	PZ	-.019	-.019	0	%100
7	M11	PZ	-.007	-.007	0	%14.5
8	M12	PZ	-.007	-.007	0	%19.1
9	M13	PZ	-.007	-.007	0	%14.7
10	M14	PZ	-.007	-.007	0	%14.5
11	M19	PZ	-.007	-.007	0	%14.5
12	M20	PZ	-.007	-.007	0	%19.1
13	M21	PZ	-.007	-.007	0	%14.7
14	M22	PZ	-.007	-.007	0	%14.5



Company : Nexius
 Designer : Akshay Doddamani
 Job Number : VZW468547A01
 Model Name : BURLINGTON CT

Feb 26, 2020
 9:48 AM
 Checked By: Jiazhu Hu

Member Distributed Loads (BLC 10 : Full Wind Members (30 Deg)) (Continued)

	Member Label	Direction	Start Magnitude[k/ft.F,ksf]	End Magnitude[k/ft.F,ksf]	Start Location[ft..	End Location[ft...
15	M27	PZ	-.007	-.007	0	%14.5
16	M28	PZ	-.007	-.007	0	%19.1
17	M29	PZ	-.007	-.007	0	%14.7
18	M30	PZ	-.007	-.007	0	%14.5
19	M32	PZ	-.008	-.008	0	%9.8
20	M11	PZ	-.007	-.007	%62	%100
21	M12	PZ	-.007	-.007	%57.4	%100
22	M13	PZ	-.007	-.007	%85.3	%100
23	M14	PZ	-.007	-.007	%62	%100
24	M19	PZ	-.007	-.007	%62	%100
25	M20	PZ	-.007	-.007	%57.4	%100
26	M21	PZ	-.007	-.007	%85.3	%100
27	M22	PZ	-.007	-.007	%62	%100
28	M27	PZ	-.007	-.007	%62	%100
29	M28	PZ	-.007	-.007	%57.4	%100
30	M29	PZ	-.007	-.007	%85.3	%100
31	M30	PZ	-.007	-.007	%62	%100
32	M32	PZ	-.008	-.008	%90.2	%100
33	M1	PX	.008	.008	0	%100
34	M2	PX	.008	.008	0	%100
35	M3	PX	0	0	0	%100
36	M4	PX	.003	.003	0	%100
37	M5	PX	.003	.003	0	%100
38	M6	PX	.011	.011	0	%100
39	M11	PX	.004	.004	0	%100
40	M12	PX	.004	.004	0	%100
41	M13	PX	.004	.004	0	%100
42	M14	PX	.004	.004	0	%100
43	M19	PX	.004	.004	0	%14.5
44	M20	PX	.004	.004	0	%19.1
45	M21	PX	.004	.004	0	%14.7
46	M22	PX	.004	.004	0	%14.5
47	M27	PX	.004	.004	0	%14.5
48	M28	PX	.004	.004	0	%19.1
49	M29	PX	.004	.004	0	%14.7
50	M30	PX	.004	.004	0	%14.5
51	M32	PX	.005	.005	0	%100
52	M19	PX	.004	.004	%62	%100
53	M20	PX	.004	.004	%57.4	%100
54	M21	PX	.004	.004	%85.3	%100
55	M22	PX	.004	.004	%62	%100
56	M27	PX	.004	.004	%62	%100
57	M28	PX	.004	.004	%57.4	%100
58	M29	PX	.004	.004	%85.3	%100
59	M30	PX	.004	.004	%62	%100

Member Distributed Loads (BLC 11 : Full Wind Members (60 Deg))

	Member Label	Direction	Start Magnitude[k/ft.F,ksf]	End Magnitude[k/ft.F,ksf]	Start Location[ft..	End Location[ft...
1	M1	PZ	-.003	-.003	0	%100
2	M2	PZ	-.011	-.011	0	%100
3	M3	PZ	-.003	-.003	0	%100
4	M4	PZ	-.008	-.008	0	%100
5	M5	PZ	0	0	0	%100
6	M6	PZ	-.008	-.008	0	%100
7	M11	PZ	-.004	-.004	0	%14.5
8	M12	PZ	-.004	-.004	0	%19.1



Company : Nexius
 Designer : Akshay Doddamani
 Job Number : VZW468547A01
 Model Name : BURLINGTON CT

Feb 26, 2020
 9:48 AM
 Checked By: Jiazhu Hu

Member Distributed Loads (BLC 13 : Full Wind Members (120 Deg)) (Continued)

	Member Label	Direction	Start Magnitude[k/ft.F,ksf]	End Magnitude[k/ft.F,ksf]	Start Locationft..	End Locationft....
58	M29	PX	.007	.007	%85.3	%100
59	M30	PX	.007	.007	%62	%100

Member Distributed Loads (BLC 14 : Full Wind Members (150 Deg))

	Member Label	Direction	Start Magnitude[k/ft.F,ksf]	End Magnitude[k/ft.F,ksf]	Start Locationft..	End Locationft....
1	M1	PZ	.015	.015	0	%100
2	M2	PZ	0	0	0	%100
3	M3	PZ	.015	.015	0	%100
4	M4	PZ	.005	.005	0	%100
5	M5	PZ	.019	.019	0	%100
6	M6	PZ	.005	.005	0	%100
7	M11	PZ	.007	.007	0	%14.5
8	M12	PZ	.007	.007	0	%19.1
9	M13	PZ	.007	.007	0	%14.7
10	M14	PZ	.007	.007	0	%14.5
11	M19	PZ	.007	.007	0	%14.5
12	M20	PZ	.007	.007	0	%19.1
13	M21	PZ	.007	.007	0	%14.7
14	M22	PZ	.007	.007	0	%14.5
15	M27	PZ	.007	.007	0	%14.5
16	M28	PZ	.007	.007	0	%19.1
17	M29	PZ	.007	.007	0	%14.7
18	M30	PZ	.007	.007	0	%14.5
19	M32	PZ	.008	.008	0	%9.8
20	M11	PZ	.007	.007	%62	%100
21	M12	PZ	.007	.007	%57.4	%100
22	M13	PZ	.007	.007	%85.3	%100
23	M14	PZ	.007	.007	%62	%100
24	M19	PZ	.007	.007	%62	%100
25	M20	PZ	.007	.007	%57.4	%100
26	M21	PZ	.007	.007	%85.3	%100
27	M22	PZ	.007	.007	%62	%100
28	M27	PZ	.007	.007	%62	%100
29	M28	PZ	.007	.007	%57.4	%100
30	M29	PZ	.007	.007	%85.3	%100
31	M30	PZ	.007	.007	%62	%100
32	M32	PZ	.008	.008	%90.2	%100
33	M1	PX	.008	.008	0	%100
34	M2	PX	0	0	0	%100
35	M3	PX	.008	.008	0	%100
36	M4	PX	.003	.003	0	%100
37	M5	PX	.011	.011	0	%100
38	M6	PX	.003	.003	0	%100
39	M11	PX	.004	.004	0	%100
40	M12	PX	.004	.004	0	%100
41	M13	PX	.004	.004	0	%100
42	M14	PX	.004	.004	0	%100
43	M19	PX	.004	.004	0	%14.5
44	M20	PX	.004	.004	0	%19.1
45	M21	PX	.004	.004	0	%14.7
46	M22	PX	.004	.004	0	%14.5
47	M27	PX	.004	.004	0	%14.5
48	M28	PX	.004	.004	0	%19.1
49	M29	PX	.004	.004	0	%14.7
50	M30	PX	.004	.004	0	%14.5
51	M32	PX	.005	.005	0	%100



Company : Nexius
 Designer : Akshay Doddamani
 Job Number : VZW468547A01
 Model Name : BURLINGTON CT

Feb 26, 2020
 9:48 AM
 Checked By: Jiazhu Hu

Member Distributed Loads (BLC 14 : Full Wind Members (150 Deg)) (Continued)

	Member Label	Direction	Start Magnitude[k/ft.F,ksf]	End Magnitude[k/ft.F,ksf]	Start Locationft..	End Locationft...
52	M19	PX	.004	.004	%62	%100
53	M20	PX	.004	.004	%57.4	%100
54	M21	PX	.004	.004	%85.3	%100
55	M22	PX	.004	.004	%62	%100
56	M27	PX	.004	.004	%62	%100
57	M28	PX	.004	.004	%57.4	%100
58	M29	PX	.004	.004	%85.3	%100
59	M30	PX	.004	.004	%62	%100

Member Distributed Loads (BLC 21 : Ice Wind Members (0 Deg))

	Member Label	Direction	Start Magnitude[k/ft.F,ksf]	End Magnitude[k/ft.F,ksf]	Start Locationft..	End Locationft...
1	M1	PZ	-.01	-.01	0	%100
2	M2	PZ	-.003	-.003	0	%100
3	M3	PZ	-.003	-.003	0	%100
4	M4	PZ	0	0	0	%100
5	M5	PZ	-.008	-.008	0	%100
6	M6	PZ	-.008	-.008	0	%100
7	M7	PZ	0	0	0	%100
8	M8	PZ	0	0	0	%100
9	M9	PZ	0	0	0	%100
10	M10	PZ	0	0	0	%100
11	M11	PZ	-.007	-.007	0	%14.5
12	M12	PZ	-.007	-.007	0	%19.1
13	M13	PZ	-.007	-.007	0	%14.7
14	M14	PZ	-.007	-.007	0	%14.5
15	M15	PZ	-.009	-.009	0	%100
16	M16	PZ	-.009	-.009	0	%100
17	M17	PZ	-.009	-.009	0	%100
18	M18	PZ	-.009	-.009	0	%100
19	M19	PZ	-.007	-.007	0	%14.5
20	M20	PZ	-.007	-.007	0	%19.1
21	M21	PZ	-.007	-.007	0	%14.7
22	M22	PZ	-.007	-.007	0	%14.5
23	M23	PZ	-.009	-.009	0	%100
24	M24	PZ	-.009	-.009	0	%100
25	M25	PZ	-.009	-.009	0	%100
26	M26	PZ	-.009	-.009	0	%100
27	M27	PZ	-.007	-.007	0	%14.5
28	M28	PZ	-.007	-.007	0	%19.1
29	M29	PZ	-.007	-.007	0	%14.7
30	M30	PZ	-.007	-.007	0	%14.5
31	M31	PZ	-.029	-.029	0	%100
32	M32	PZ	-.009	-.009	0	%9.8
33	M11	PZ	-.007	-.007	%62	%100
34	M12	PZ	-.007	-.007	%57.4	%100
35	M13	PZ	-.007	-.007	%85.3	%100
36	M14	PZ	-.007	-.007	%62	%100
37	M19	PZ	-.007	-.007	%62	%100
38	M20	PZ	-.007	-.007	%57.4	%100
39	M21	PZ	-.007	-.007	%85.3	%100
40	M22	PZ	-.007	-.007	%62	%100
41	M27	PZ	-.007	-.007	%62	%100
42	M28	PZ	-.007	-.007	%57.4	%100
43	M29	PZ	-.007	-.007	%85.3	%100
44	M30	PZ	-.007	-.007	%62	%100
45	M32	PZ	-.009	-.009	%90.2	%100



Company : Nexius
 Designer : Akshay Doddamani
 Job Number : VZW468547A01
 Model Name : BURLINGTON CT

Feb 26, 2020
 9:48 AM
 Checked By: Jiazhu Hu

Member Distributed Loads (BLC 21 : Ice Wind Members (0 Deg)) (Continued)

	Member Label	Direction	Start Magnitude[k/ft.F,ksf]	End Magnitude[k/ft.F,ksf]	Start Locationft..	End Locationft...
46	M1	PX	0	0	0	%100
47	M2	PX	0	0	0	%100
48	M3	PX	0	0	0	%100
49	M4	PX	0	0	0	%100
50	M5	PX	0	0	0	%100
51	M6	PX	0	0	0	%100
52	M7	PX	0	0	0	%100
53	M8	PX	0	0	0	%100
54	M9	PX	0	0	0	%100
55	M10	PX	0	0	0	%100
56	M11	PX	0	0	0	%100
57	M12	PX	0	0	0	%100
58	M13	PX	0	0	0	%100
59	M14	PX	0	0	0	%100
60	M15	PX	0	0	0	%100
61	M16	PX	0	0	0	%100
62	M17	PX	0	0	0	%100
63	M18	PX	0	0	0	%100
64	M19	PX	0	0	0	%14.5
65	M20	PX	0	0	0	%19.1
66	M21	PX	0	0	0	%14.7
67	M22	PX	0	0	0	%14.5
68	M23	PX	0	0	0	%100
69	M24	PX	0	0	0	%100
70	M25	PX	0	0	0	%100
71	M26	PX	0	0	0	%100
72	M27	PX	0	0	0	%14.5
73	M28	PX	0	0	0	%19.1
74	M29	PX	0	0	0	%14.7
75	M30	PX	0	0	0	%14.5
76	M31	PX	0	0	0	%100
77	M32	PX	0	0	0	%100
78	M19	PX	0	0	%62	%100
79	M20	PX	0	0	%57.4	%100
80	M21	PX	0	0	%85.3	%100
81	M22	PX	0	0	%62	%100
82	M27	PX	0	0	%62	%100
83	M28	PX	0	0	%57.4	%100
84	M29	PX	0	0	%85.3	%100
85	M30	PX	0	0	%62	%100

Member Distributed Loads (BLC 22 : Ice Wind Members (30 Deg))

	Member Label	Direction	Start Magnitude[k/ft.F,ksf]	End Magnitude[k/ft.F,ksf]	Start Locationft..	End Locationft...
1	M1	PZ	-.008	-.008	0	%100
2	M2	PZ	-.005	-.005	0	%100
3	M3	PZ	-.001	-.001	0	%100
4	M4	PZ	-.001	-.001	0	%100
5	M5	PZ	-.005	-.005	0	%100
6	M6	PZ	-.008	-.008	0	%100
7	M7	PZ	0	0	0	%100
8	M8	PZ	0	0	0	%100
9	M9	PZ	0	0	0	%100
10	M10	PZ	0	0	0	%100
11	M11	PZ	-.006	-.006	0	%14.5
12	M12	PZ	-.006	-.006	0	%19.1
13	M13	PZ	-.006	-.006	0	%14.7



Company : Nexius
 Designer : Akshay Doddamani
 Job Number : VZW468547A01
 Model Name : BURLINGTON CT

Feb 26, 2020
 9:48 AM
 Checked By: Jiazhu Hu

Member Distributed Loads (BLC 22 : Ice Wind Members (30 Deg)) (Continued)

	Member Label	Direction	Start Magnitude k/ft.F,ksfl	End Magnitude k/ft.F,ksfl	Start Locationft.	End Locationft...
14	M14	PZ	-.006	-.006	0	%14.5
15	M15	PZ	-.008	-.008	0	%100
16	M16	PZ	-.008	-.008	0	%100
17	M17	PZ	-.008	-.008	0	%100
18	M18	PZ	-.008	-.008	0	%100
19	M19	PZ	-.006	-.006	0	%14.5
20	M20	PZ	-.006	-.006	0	%19.1
21	M21	PZ	-.006	-.006	0	%14.7
22	M22	PZ	-.006	-.006	0	%14.5
23	M23	PZ	-.008	-.008	0	%100
24	M24	PZ	-.008	-.008	0	%100
25	M25	PZ	-.008	-.008	0	%100
26	M26	PZ	-.008	-.008	0	%100
27	M27	PZ	-.006	-.006	0	%14.5
28	M28	PZ	-.006	-.006	0	%19.1
29	M29	PZ	-.006	-.006	0	%14.7
30	M30	PZ	-.006	-.006	0	%14.5
31	M31	PZ	-.025	-.025	0	%100
32	M32	PZ	-.008	-.008	0	%9.8
33	M11	PZ	-.006	-.006	%62	%100
34	M12	PZ	-.006	-.006	%57.4	%100
35	M13	PZ	-.006	-.006	%85.3	%100
36	M14	PZ	-.006	-.006	%62	%100
37	M19	PZ	-.006	-.006	%62	%100
38	M20	PZ	-.006	-.006	%57.4	%100
39	M21	PZ	-.006	-.006	%85.3	%100
40	M22	PZ	-.006	-.006	%62	%100
41	M27	PZ	-.006	-.006	%62	%100
42	M28	PZ	-.006	-.006	%57.4	%100
43	M29	PZ	-.006	-.006	%85.3	%100
44	M30	PZ	-.006	-.006	%62	%100
45	M32	PZ	-.008	-.008	%90.2	%100
46	M1	PX	.005	.005	0	%100
47	M2	PX	.003	.003	0	%100
48	M3	PX	.001	.001	0	%100
49	M4	PX	.001	.001	0	%100
50	M5	PX	.003	.003	0	%100
51	M6	PX	.005	.005	0	%100
52	M7	PX	0	0	0	%100
53	M8	PX	0	0	0	%100
54	M9	PX	0	0	0	%100
55	M10	PX	0	0	0	%100
56	M11	PX	.004	.004	0	%100
57	M12	PX	.004	.004	0	%100
58	M13	PX	.004	.004	0	%100
59	M14	PX	.004	.004	0	%100
60	M15	PX	.005	.005	0	%100
61	M16	PX	.005	.005	0	%100
62	M17	PX	.005	.005	0	%100
63	M18	PX	.005	.005	0	%100
64	M19	PX	.004	.004	0	%14.5
65	M20	PX	.004	.004	0	%19.1
66	M21	PX	.004	.004	0	%14.7
67	M22	PX	.004	.004	0	%14.5
68	M23	PX	.005	.005	0	%100
69	M24	PX	.005	.005	0	%100
70	M25	PX	.005	.005	0	%100



Company : Nexius
 Designer : Akshay Doddamani
 Job Number : VZW468547A01
 Model Name : BURLINGTON CT

Feb 26, 2020
 9:48 AM
 Checked By: Jiazhu Hu

Member Distributed Loads (BLC 22 : Ice Wind Members (30 Deg)) (Continued)

	Member Label	Direction	Start Magnitude[k/ft.F,ksf]	End Magnitude[k/ft.F,ksf]	Start Location[ft..	End Location[ft....
71	M26	PX	.005	.005	0	%100
72	M27	PX	.004	.004	0	%14.5
73	M28	PX	.004	.004	0	%19.1
74	M29	PX	.004	.004	0	%14.7
75	M30	PX	.004	.004	0	%14.5
76	M31	PX	.015	.015	0	%100
77	M32	PX	.005	.005	0	%100
78	M19	PX	.004	.004	%62	%100
79	M20	PX	.004	.004	%57.4	%100
80	M21	PX	.004	.004	%85.3	%100
81	M22	PX	.004	.004	%62	%100
82	M27	PX	.004	.004	%62	%100
83	M28	PX	.004	.004	%57.4	%100
84	M29	PX	.004	.004	%85.3	%100
85	M30	PX	.004	.004	%62	%100

Member Distributed Loads (BLC 23 : Ice Wind Members (60 Deg))

	Member Label	Direction	Start Magnitude[k/ft.F,ksf]	End Magnitude[k/ft.F,ksf]	Start Location[ft..	End Location[ft....
1	M1	PZ	-.003	-.003	0	%100
2	M2	PZ	-.003	-.003	0	%100
3	M3	PZ	-.001	-.001	0	%100
4	M4	PZ	-.002	-.002	0	%100
5	M5	PZ	-.002	-.002	0	%100
6	M6	PZ	-.004	-.004	0	%100
7	M7	PZ	0	0	0	%100
8	M8	PZ	0	0	0	%100
9	M9	PZ	0	0	0	%100
10	M10	PZ	0	0	0	%100
11	M11	PZ	-.004	-.004	0	%14.5
12	M12	PZ	-.004	-.004	0	%19.1
13	M13	PZ	-.004	-.004	0	%14.7
14	M14	PZ	-.004	-.004	0	%14.5
15	M15	PZ	-.005	-.005	0	%100
16	M16	PZ	-.005	-.005	0	%100
17	M17	PZ	-.005	-.005	0	%100
18	M18	PZ	-.005	-.005	0	%100
19	M19	PZ	-.004	-.004	0	%14.5
20	M20	PZ	-.004	-.004	0	%19.1
21	M21	PZ	-.004	-.004	0	%14.7
22	M22	PZ	-.004	-.004	0	%14.5
23	M23	PZ	-.005	-.005	0	%100
24	M24	PZ	-.005	-.005	0	%100
25	M25	PZ	-.005	-.005	0	%100
26	M26	PZ	-.005	-.005	0	%100
27	M27	PZ	-.004	-.004	0	%14.5
28	M28	PZ	-.004	-.004	0	%19.1
29	M29	PZ	-.004	-.004	0	%14.7
30	M30	PZ	-.004	-.004	0	%14.5
31	M31	PZ	-.015	-.015	0	%100
32	M32	PZ	-.005	-.005	0	%9.8
33	M11	PZ	-.004	-.004	%62	%100
34	M12	PZ	-.004	-.004	%57.4	%100
35	M13	PZ	-.004	-.004	%85.3	%100
36	M14	PZ	-.004	-.004	%62	%100
37	M19	PZ	-.004	-.004	%62	%100
38	M20	PZ	-.004	-.004	%57.4	%100



Company : Nexius
 Designer : Akshay Doddamani
 Job Number : VZW468547A01
 Model Name : BURLINGTON CT

Feb 26, 2020
 9:48 AM
 Checked By: Jiazhu Hu

Member Distributed Loads (BLC 23 : Ice Wind Members (60 Deg)) (Continued)

	Member Label	Direction	Start Magnitude[k/ft,F,ksf]	End Magnitude[k/ft,F,ksf]	Start Location[ft..	End Location[ft....
39	M21	PZ	-.004	-.004	%85.3	%100
40	M22	PZ	-.004	-.004	%62	%100
41	M27	PZ	-.004	-.004	%62	%100
42	M28	PZ	-.004	-.004	%57.4	%100
43	M29	PZ	-.004	-.004	%85.3	%100
44	M30	PZ	-.004	-.004	%62	%100
45	M32	PZ	-.005	-.005	%90.2	%100
46	M1	PX	.005	.005	0	%100
47	M2	PX	.006	.006	0	%100
48	M3	PX	.002	.002	0	%100
49	M4	PX	.004	.004	0	%100
50	M5	PX	.003	.003	0	%100
51	M6	PX	.007	.007	0	%100
52	M7	PX	0	0	0	%100
53	M8	PX	0	0	0	%100
54	M9	PX	0	0	0	%100
55	M10	PX	0	0	0	%100
56	M11	PX	.006	.006	0	%100
57	M12	PX	.006	.006	0	%100
58	M13	PX	.006	.006	0	%100
59	M14	PX	.006	.006	0	%100
60	M15	PX	.008	.008	0	%100
61	M16	PX	.008	.008	0	%100
62	M17	PX	.008	.008	0	%100
63	M18	PX	.008	.008	0	%100
64	M19	PX	.006	.006	0	%14.5
65	M20	PX	.006	.006	0	%19.1
66	M21	PX	.006	.006	0	%14.7
67	M22	PX	.006	.006	0	%14.5
68	M23	PX	.008	.008	0	%100
69	M24	PX	.008	.008	0	%100
70	M25	PX	.008	.008	0	%100
71	M26	PX	.008	.008	0	%100
72	M27	PX	.006	.006	0	%14.5
73	M28	PX	.006	.006	0	%19.1
74	M29	PX	.006	.006	0	%14.7
75	M30	PX	.006	.006	0	%14.5
76	M31	PX	.025	.025	0	%100
77	M32	PX	.008	.008	0	%100
78	M19	PX	.006	.006	%62	%100
79	M20	PX	.006	.006	%57.4	%100
80	M21	PX	.006	.006	%85.3	%100
81	M22	PX	.006	.006	%62	%100
82	M27	PX	.006	.006	%62	%100
83	M28	PX	.006	.006	%57.4	%100
84	M29	PX	.006	.006	%85.3	%100
85	M30	PX	.006	.006	%62	%100

Member Distributed Loads (BLC 24 : Ice Wind Members (90 Deg))

	Member Label	Direction	Start Magnitude[k/ft,F,ksf]	End Magnitude[k/ft,F,ksf]	Start Location[ft..	End Location[ft....
1	M1	PZ	0	0	0	%100
2	M2	PZ	0	0	0	%100
3	M3	PZ	0	0	0	%100
4	M4	PZ	0	0	0	%100
5	M5	PZ	0	0	0	%100
6	M6	PZ	0	0	0	%100



Company : Nexius
 Designer : Akshay Doddamani
 Job Number : VZW468547A01
 Model Name : BURLINGTON CT

Feb 26, 2020
 9:48 AM
 Checked By: Jiazhu Hu

Member Distributed Loads (BLC 24 : Ice Wind Members (90 Deg)) (Continued)

	Member Label	Direction	Start Magnitude[k/ft.F,ksf]	End Magnitude[k/ft.F,ksf]	Start Location[ft..	End Location[ft....
7	M7	PZ	0	0	0	%100
8	M8	PZ	0	0	0	%100
9	M9	PZ	0	0	0	%100
10	M10	PZ	0	0	0	%100
11	M11	PZ	0	0	0	%14.5
12	M12	PZ	0	0	0	%19.1
13	M13	PZ	0	0	0	%14.7
14	M14	PZ	0	0	0	%14.5
15	M15	PZ	0	0	0	%100
16	M16	PZ	0	0	0	%100
17	M17	PZ	0	0	0	%100
18	M18	PZ	0	0	0	%100
19	M19	PZ	0	0	0	%14.5
20	M20	PZ	0	0	0	%19.1
21	M21	PZ	0	0	0	%14.7
22	M22	PZ	0	0	0	%14.5
23	M23	PZ	0	0	0	%100
24	M24	PZ	0	0	0	%100
25	M25	PZ	0	0	0	%100
26	M26	PZ	0	0	0	%100
27	M27	PZ	0	0	0	%14.5
28	M28	PZ	0	0	0	%19.1
29	M29	PZ	0	0	0	%14.7
30	M30	PZ	0	0	0	%14.5
31	M31	PZ	0	0	0	%100
32	M32	PZ	0	0	0	%9.8
33	M11	PZ	0	0	%62	%100
34	M12	PZ	0	0	%57.4	%100
35	M13	PZ	0	0	%85.3	%100
36	M14	PZ	0	0	%62	%100
37	M19	PZ	0	0	%62	%100
38	M20	PZ	0	0	%57.4	%100
39	M21	PZ	0	0	%85.3	%100
40	M22	PZ	0	0	%62	%100
41	M27	PZ	0	0	%62	%100
42	M28	PZ	0	0	%57.4	%100
43	M29	PZ	0	0	%85.3	%100
44	M30	PZ	0	0	%62	%100
45	M32	PZ	0	0	%90.2	%100
46	M1	PX	.005	.005	0	%100
47	M2	PX	.005	.005	0	%100
48	M3	PX	.005	.005	0	%100
49	M4	PX	.006	.006	0	%100
50	M5	PX	.005	.005	0	%100
51	M6	PX	.005	.005	0	%100
52	M7	PX	0	0	0	%100
53	M8	PX	0	0	0	%100
54	M9	PX	0	0	0	%100
55	M10	PX	0	0	0	%100
56	M11	PX	.007	.007	0	%100
57	M12	PX	.007	.007	0	%100
58	M13	PX	.007	.007	0	%100
59	M14	PX	.007	.007	0	%100
60	M15	PX	.009	.009	0	%100
61	M16	PX	.009	.009	0	%100
62	M17	PX	.009	.009	0	%100
63	M18	PX	.009	.009	0	%100



Company : Nexius
 Designer : Akshay Doddamani
 Job Number : VZW468547A01
 Model Name : BURLINGTON CT

Feb 26, 2020
 9:48 AM
 Checked By: Jiazhu Hu

Member Distributed Loads (BLC 24 : Ice Wind Members (90 Deg)) (Continued)

	Member Label	Direction	Start Magnitude[k/ft.F,ksf]	End Magnitude[k/ft.F,ksf]	Start Locationft..	End Locationft...
64	M19	PX	.007	.007	0	%14.5
65	M20	PX	.007	.007	0	%19.1
66	M21	PX	.007	.007	0	%14.7
67	M22	PX	.007	.007	0	%14.5
68	M23	PX	.009	.009	0	%100
69	M24	PX	.009	.009	0	%100
70	M25	PX	.009	.009	0	%100
71	M26	PX	.009	.009	0	%100
72	M27	PX	.007	.007	0	%14.5
73	M28	PX	.007	.007	0	%19.1
74	M29	PX	.007	.007	0	%14.7
75	M30	PX	.007	.007	0	%14.5
76	M31	PX	.029	.029	0	%100
77	M32	PX	.009	.009	0	%100
78	M19	PX	.007	.007	%62	%100
79	M20	PX	.007	.007	%57.4	%100
80	M21	PX	.007	.007	%85.3	%100
81	M22	PX	.007	.007	%62	%100
82	M27	PX	.007	.007	%62	%100
83	M28	PX	.007	.007	%57.4	%100
84	M29	PX	.007	.007	%85.3	%100
85	M30	PX	.007	.007	%62	%100

Member Distributed Loads (BLC 25 : Ice Wind Members (120 Deg))

	Member Label	Direction	Start Magnitude[k/ft.F,ksf]	End Magnitude[k/ft.F,ksf]	Start Locationft..	End Locationft...
1	M1	PZ	.003	.003	0	%100
2	M2	PZ	.001	.001	0	%100
3	M3	PZ	.003	.003	0	%100
4	M4	PZ	.002	.002	0	%100
5	M5	PZ	.004	.004	0	%100
6	M6	PZ	.002	.002	0	%100
7	M7	PZ	0	0	0	%100
8	M8	PZ	0	0	0	%100
9	M9	PZ	0	0	0	%100
10	M10	PZ	0	0	0	%100
11	M11	PZ	.004	.004	0	%14.5
12	M12	PZ	.004	.004	0	%19.1
13	M13	PZ	.004	.004	0	%14.7
14	M14	PZ	.004	.004	0	%14.5
15	M15	PZ	.005	.005	0	%100
16	M16	PZ	.005	.005	0	%100
17	M17	PZ	.005	.005	0	%100
18	M18	PZ	.005	.005	0	%100
19	M19	PZ	.004	.004	0	%14.5
20	M20	PZ	.004	.004	0	%19.1
21	M21	PZ	.004	.004	0	%14.7
22	M22	PZ	.004	.004	0	%14.5
23	M23	PZ	.005	.005	0	%100
24	M24	PZ	.005	.005	0	%100
25	M25	PZ	.005	.005	0	%100
26	M26	PZ	.005	.005	0	%100
27	M27	PZ	.004	.004	0	%14.5
28	M28	PZ	.004	.004	0	%19.1
29	M29	PZ	.004	.004	0	%14.7
30	M30	PZ	.004	.004	0	%14.5
31	M31	PZ	.015	.015	0	%100



Company : Nexius
 Designer : Akshay Doddamani
 Job Number : VZW468547A01
 Model Name : BURLINGTON CT

Feb 26, 2020
 9:48 AM
 Checked By: Jiazhu Hu

Member Distributed Loads (BLC 25 : Ice Wind Members (120 Deg)) (Continued)

Member Label	Direction	Start Magnitude[k/ft.F,ksfl	End Magnitude[k/ft.F,ksfl	Start Locationft.	End Locationft...
32	M32	PZ	.005	.005	0 %9.8
33	M11	PZ	.004	.004	%62 %100
34	M12	PZ	.004	.004	%57.4 %100
35	M13	PZ	.004	.004	%85.3 %100
36	M14	PZ	.004	.004	%62 %100
37	M19	PZ	.004	.004	%62 %100
38	M20	PZ	.004	.004	%57.4 %100
39	M21	PZ	.004	.004	%85.3 %100
40	M22	PZ	.004	.004	%62 %100
41	M27	PZ	.004	.004	%62 %100
42	M28	PZ	.004	.004	%57.4 %100
43	M29	PZ	.004	.004	%85.3 %100
44	M30	PZ	.004	.004	%62 %100
45	M32	PZ	.005	.005	%90.2 %100
46	M1	PX	.005	.005	0 %100
47	M2	PX	.002	.002	0 %100
48	M3	PX	.006	.006	0 %100
49	M4	PX	.004	.004	0 %100
50	M5	PX	.007	.007	0 %100
51	M6	PX	.003	.003	0 %100
52	M7	PX	0	0	0 %100
53	M8	PX	0	0	0 %100
54	M9	PX	0	0	0 %100
55	M10	PX	0	0	0 %100
56	M11	PX	.006	.006	0 %100
57	M12	PX	.006	.006	0 %100
58	M13	PX	.006	.006	0 %100
59	M14	PX	.006	.006	0 %100
60	M15	PX	.008	.008	0 %100
61	M16	PX	.008	.008	0 %100
62	M17	PX	.008	.008	0 %100
63	M18	PX	.008	.008	0 %100
64	M19	PX	.006	.006	0 %14.5
65	M20	PX	.006	.006	0 %19.1
66	M21	PX	.006	.006	0 %14.7
67	M22	PX	.006	.006	0 %14.5
68	M23	PX	.008	.008	0 %100
69	M24	PX	.008	.008	0 %100
70	M25	PX	.008	.008	0 %100
71	M26	PX	.008	.008	0 %100
72	M27	PX	.006	.006	0 %14.5
73	M28	PX	.006	.006	0 %19.1
74	M29	PX	.006	.006	0 %14.7
75	M30	PX	.006	.006	0 %14.5
76	M31	PX	.025	.025	0 %100
77	M32	PX	.008	.008	0 %100
78	M19	PX	.006	.006	%62 %100
79	M20	PX	.006	.006	%57.4 %100
80	M21	PX	.006	.006	%85.3 %100
81	M22	PX	.006	.006	%62 %100
82	M27	PX	.006	.006	%62 %100
83	M28	PX	.006	.006	%57.4 %100
84	M29	PX	.006	.006	%85.3 %100
85	M30	PX	.006	.006	%62 %100

Member Distributed Loads (BLC 26 : Ice Wind Members (150 Deg))

Member Label	Direction	Start Magnitude[k/ft.F,ksfl	End Magnitude[k/ft.F,ksfl	Start Locationft.	End Locationft...
--------------	-----------	-----------------------------	---------------------------	-------------------	-------------------



Company : Nexius
 Designer : Akshay Doddamani
 Job Number : VZW468547A01
 Model Name : BURLINGTON CT

Feb 26, 2020
 9:48 AM
 Checked By: Jiazhu Hu

Member Distributed Loads (BLC 26 : Ice Wind Members (150 Deg)) (Continued)

	Member Label	Direction	Start Magnitude[k/ft,F,ksf]	End Magnitude[k/ft,F,ksf]	Start Location[ft..	End Location[ft....
1	M1	PZ	.008	.008	0	%100
2	M2	PZ	.001	.001	0	%100
3	M3	PZ	.005	.005	0	%100
4	M4	PZ	.001	.001	0	%100
5	M5	PZ	.008	.008	0	%100
6	M6	PZ	.005	.005	0	%100
7	M7	PZ	0	0	0	%100
8	M8	PZ	0	0	0	%100
9	M9	PZ	0	0	0	%100
10	M10	PZ	0	0	0	%100
11	M11	PZ	.006	.006	0	%14.5
12	M12	PZ	.006	.006	0	%19.1
13	M13	PZ	.006	.006	0	%14.7
14	M14	PZ	.006	.006	0	%14.5
15	M15	PZ	.008	.008	0	%100
16	M16	PZ	.008	.008	0	%100
17	M17	PZ	.008	.008	0	%100
18	M18	PZ	.008	.008	0	%100
19	M19	PZ	.006	.006	0	%14.5
20	M20	PZ	.006	.006	0	%19.1
21	M21	PZ	.006	.006	0	%14.7
22	M22	PZ	.006	.006	0	%14.5
23	M23	PZ	.008	.008	0	%100
24	M24	PZ	.008	.008	0	%100
25	M25	PZ	.008	.008	0	%100
26	M26	PZ	.008	.008	0	%100
27	M27	PZ	.006	.006	0	%14.5
28	M28	PZ	.006	.006	0	%19.1
29	M29	PZ	.006	.006	0	%14.7
30	M30	PZ	.006	.006	0	%14.5
31	M31	PZ	.025	.025	0	%100
32	M32	PZ	.008	.008	0	%9.8
33	M11	PZ	.006	.006	%62	%100
34	M12	PZ	.006	.006	%57.4	%100
35	M13	PZ	.006	.006	%85.3	%100
36	M14	PZ	.006	.006	%62	%100
37	M19	PZ	.006	.006	%62	%100
38	M20	PZ	.006	.006	%57.4	%100
39	M21	PZ	.006	.006	%85.3	%100
40	M22	PZ	.006	.006	%62	%100
41	M27	PZ	.006	.006	%62	%100
42	M28	PZ	.006	.006	%57.4	%100
43	M29	PZ	.006	.006	%85.3	%100
44	M30	PZ	.006	.006	%62	%100
45	M32	PZ	.008	.008	%90.2	%100
46	M1	PX	.005	.005	0	%100
47	M2	PX	.001	.001	0	%100
48	M3	PX	.003	.003	0	%100
49	M4	PX	.001	.001	0	%100
50	M5	PX	.005	.005	0	%100
51	M6	PX	.003	.003	0	%100
52	M7	PX	0	0	0	%100
53	M8	PX	0	0	0	%100
54	M9	PX	0	0	0	%100
55	M10	PX	0	0	0	%100
56	M11	PX	.004	.004	0	%100
57	M12	PX	.004	.004	0	%100



Company : Nexius
 Designer : Akshay Doddamani
 Job Number : VZW468547A01
 Model Name : BURLINGTON CT

Feb 26, 2020
 9:48 AM
 Checked By: Jiazhu Hu

Member Distributed Loads (BLC 26 : Ice Wind Members (150 Deg)) (Continued)

	Member Label	Direction	Start Magnitude[k/ft,F,ksf]	End Magnitude[k/ft,F,ksf]	Start Locationft..	End Locationft....
58	M13	PX	.004	.004	0	%100
59	M14	PX	.004	.004	0	%100
60	M15	PX	.005	.005	0	%100
61	M16	PX	.005	.005	0	%100
62	M17	PX	.005	.005	0	%100
63	M18	PX	.005	.005	0	%100
64	M19	PX	.004	.004	0	%14.5
65	M20	PX	.004	.004	0	%19.1
66	M21	PX	.004	.004	0	%14.7
67	M22	PX	.004	.004	0	%14.5
68	M23	PX	.005	.005	0	%100
69	M24	PX	.005	.005	0	%100
70	M25	PX	.005	.005	0	%100
71	M26	PX	.005	.005	0	%100
72	M27	PX	.004	.004	0	%14.5
73	M28	PX	.004	.004	0	%19.1
74	M29	PX	.004	.004	0	%14.7
75	M30	PX	.004	.004	0	%14.5
76	M31	PX	.015	.015	0	%100
77	M32	PX	.005	.005	0	%100
78	M19	PX	.004	.004	%62	%100
79	M20	PX	.004	.004	%57.4	%100
80	M21	PX	.004	.004	%85.3	%100
81	M22	PX	.004	.004	%62	%100
82	M27	PX	.004	.004	%62	%100
83	M28	PX	.004	.004	%57.4	%100
84	M29	PX	.004	.004	%85.3	%100
85	M30	PX	.004	.004	%62	%100

Member Distributed Loads (BLC 48 : BLC 1 Transient Area Loads)

	Member Label	Direction	Start Magnitude[k/ft,F,ksf]	End Magnitude[k/ft,F,ksf]	Start Locationft..	End Locationft....
1	M1	Y	-.003	-.003	1.5	1.926
2	M1	Y	-.003	-.005	1.926	2.353
3	M1	Y	-.005	-.006	2.353	2.779
4	M1	Y	-.006	-.006	2.779	3.205
5	M1	Y	-.006	-.006	3.205	3.631
6	M1	Y	-.006	-.006	3.631	4.058
7	M1	Y	-.006	-.006	4.058	4.484
8	M1	Y	-.006	-.006	4.484	4.91
9	M1	Y	-.006	-.006	4.91	5.337
10	M1	Y	-.006	-.006	5.337	5.763
11	M1	Y	-.006	-.006	5.763	6.189
12	M1	Y	-.006	-.006	6.189	6.615
13	M1	Y	-.006	-.006	6.615	7.042
14	M1	Y	-.006	-.006	7.042	7.468
15	M1	Y	-.006	-.006	7.468	7.894
16	M1	Y	-.006	-.006	7.894	8.321
17	M1	Y	-.006	-.006	8.321	8.747
18	M1	Y	-.006	-.006	8.747	9.173
19	M1	Y	-.006	-.006	9.173	9.599
20	M1	Y	-.006	-.006	9.599	10.026
21	M1	Y	-.006	-.006	10.026	10.452
22	M1	Y	-.006	-.006	10.452	10.878
23	M1	Y	-.006	-.006	10.878	11.304
24	M1	Y	-.006	-.005	11.304	11.731
25	M1	Y	-.005	-.003	11.731	12.157



Company : Nexius
 Designer : Akshay Doddamani
 Job Number : VZW468547A01
 Model Name : BURLINGTON CT

Feb 26, 2020
 9:48 AM
 Checked By: Jiazhu Hu

Member Distributed Loads (BLC 48 : BLC 1 Transient Area Loads) (Continued)

	Member Label	Direction	Start Magnitude[k/ft,F,ksfl	End Magnitude[k/ft,F,ksfl	Start Locationft...	End Locationft...
26	M1	Y	-003	-003	12.157	12.583
27	M5	Y	-007	-007	4.555	5.293
28	M6	Y	-007	-007	4.555	5.293
29	M2	Y	-003	-003	1.5	1.926
30	M2	Y	-003	-005	1.926	2.353
31	M2	Y	-005	-006	2.353	2.779
32	M2	Y	-006	-006	2.779	3.205
33	M2	Y	-006	-006	3.205	3.631
34	M2	Y	-006	-006	3.631	4.058
35	M2	Y	-006	-006	4.058	4.484
36	M2	Y	-006	-006	4.484	4.91
37	M2	Y	-006	-006	4.91	5.337
38	M2	Y	-006	-006	5.337	5.763
39	M2	Y	-006	-006	5.763	6.189
40	M2	Y	-006	-006	6.189	6.615
41	M2	Y	-006	-006	6.615	7.042
42	M2	Y	-006	-006	7.042	7.468
43	M2	Y	-006	-006	7.468	7.894
44	M2	Y	-006	-006	7.894	8.321
45	M2	Y	-006	-006	8.321	8.747
46	M2	Y	-006	-006	8.747	9.173
47	M2	Y	-006	-006	9.173	9.599
48	M2	Y	-006	-006	9.599	10.026
49	M2	Y	-006	-006	10.026	10.452
50	M2	Y	-006	-006	10.452	10.878
51	M2	Y	-006	-006	10.878	11.304
52	M2	Y	-006	-005	11.304	11.731
53	M2	Y	-005	-003	11.731	12.157
54	M2	Y	-003	-003	12.157	12.583
55	M4	Y	-007	-007	4.555	5.293
56	M3	Y	-003	-003	1.5	1.926
57	M3	Y	-003	-005	1.926	2.353
58	M3	Y	-005	-006	2.353	2.779
59	M3	Y	-006	-006	2.779	3.205
60	M3	Y	-006	-006	3.205	3.631
61	M3	Y	-006	-006	3.631	4.058
62	M3	Y	-006	-006	4.058	4.484
63	M3	Y	-006	-006	4.484	4.91
64	M3	Y	-006	-006	4.91	5.337
65	M3	Y	-006	-006	5.337	5.763
66	M3	Y	-006	-006	5.763	6.189
67	M3	Y	-006	-006	6.189	6.615
68	M3	Y	-006	-006	6.615	7.042
69	M3	Y	-006	-006	7.042	7.468
70	M3	Y	-006	-006	7.468	7.894
71	M3	Y	-006	-006	7.894	8.321
72	M3	Y	-006	-006	8.321	8.747
73	M3	Y	-006	-006	8.747	9.173
74	M3	Y	-006	-006	9.173	9.599
75	M3	Y	-006	-006	9.599	10.026
76	M3	Y	-006	-006	10.026	10.452
77	M3	Y	-006	-006	10.452	10.878
78	M3	Y	-006	-006	10.878	11.304
79	M3	Y	-006	-005	11.304	11.731
80	M3	Y	-005	-003	11.731	12.157
81	M3	Y	-003	-003	12.157	12.583



Company : Nexius
 Designer : Akshay Doddamani
 Job Number : VZW468547A01
 Model Name : BURLINGTON CT

Feb 26, 2020
 9:48 AM
 Checked By: Jiazhu Hu

Member Distributed Loads (BLC 49 : BLC 2 Transient Area Loads)

	Member Label	Direction	Start Magnitude[k/ft,F,ksf]	End Magnitude[k/ft,F,ksf]	Start Location[ft..	End Location[ft...
1	M1	Y	-011	-011	1.5	1.926
2	M1	Y	-011	-016	1.926	2.353
3	M1	Y	-016	-022	2.353	2.779
4	M1	Y	-022	-022	2.779	3.205
5	M1	Y	-022	-022	3.205	3.631
6	M1	Y	-022	-022	3.631	4.058
7	M1	Y	-022	-022	4.058	4.484
8	M1	Y	-022	-022	4.484	4.91
9	M1	Y	-022	-022	4.91	5.337
10	M1	Y	-022	-022	5.337	5.763
11	M1	Y	-022	-022	5.763	6.189
12	M1	Y	-022	-022	6.189	6.615
13	M1	Y	-022	-022	6.615	7.042
14	M1	Y	-022	-022	7.042	7.468
15	M1	Y	-022	-022	7.468	7.894
16	M1	Y	-022	-022	7.894	8.321
17	M1	Y	-022	-022	8.321	8.747
18	M1	Y	-022	-022	8.747	9.173
19	M1	Y	-022	-022	9.173	9.599
20	M1	Y	-022	-022	9.599	10.026
21	M1	Y	-022	-022	10.026	10.452
22	M1	Y	-022	-022	10.452	10.878
23	M1	Y	-022	-022	10.878	11.304
24	M1	Y	-022	-016	11.304	11.731
25	M1	Y	-016	-011	11.731	12.157
26	M1	Y	-011	-011	12.157	12.583
27	M5	Y	-025	-025	4.555	5.293
28	M6	Y	-025	-025	4.555	5.293
29	M2	Y	-011	-011	1.5	1.926
30	M2	Y	-011	-016	1.926	2.353
31	M2	Y	-016	-022	2.353	2.779
32	M2	Y	-022	-022	2.779	3.205
33	M2	Y	-022	-022	3.205	3.631
34	M2	Y	-022	-022	3.631	4.058
35	M2	Y	-022	-022	4.058	4.484
36	M2	Y	-022	-022	4.484	4.91
37	M2	Y	-022	-022	4.91	5.337
38	M2	Y	-022	-022	5.337	5.763
39	M2	Y	-022	-022	5.763	6.189
40	M2	Y	-022	-022	6.189	6.615
41	M2	Y	-022	-022	6.615	7.042
42	M2	Y	-022	-022	7.042	7.468
43	M2	Y	-022	-022	7.468	7.894
44	M2	Y	-022	-022	7.894	8.321
45	M2	Y	-022	-022	8.321	8.747
46	M2	Y	-022	-022	8.747	9.173
47	M2	Y	-022	-022	9.173	9.599
48	M2	Y	-022	-022	9.599	10.026
49	M2	Y	-022	-022	10.026	10.452
50	M2	Y	-022	-022	10.452	10.878
51	M2	Y	-022	-022	10.878	11.304
52	M2	Y	-022	-016	11.304	11.731
53	M2	Y	-016	-011	11.731	12.157
54	M2	Y	-011	-011	12.157	12.583
55	M4	Y	-025	-025	4.555	5.293
56	M3	Y	-011	-011	1.5	1.926
57	M3	Y	-011	-016	1.926	2.353



Company : Nexius
 Designer : Akshay Doddamani
 Job Number : VZW468547A01
 Model Name : BURLINGTON CT

Feb 26, 2020
 9:48 AM
 Checked By: Jiazhu Hu

Member Distributed Loads (BLC 49 : BLC 2 Transient Area Loads) (Continued)

	Member Label	Direction	Start Magnitude[k/ft.F,ksf]	End Magnitude[k/ft.F,ksf]	Start Locationft.	End Locationft...
58	M3	Y	-016	-022	2.353	2.779
59	M3	Y	-022	-022	2.779	3.205
60	M3	Y	-022	-022	3.205	3.631
61	M3	Y	-022	-022	3.631	4.058
62	M3	Y	-022	-022	4.058	4.484
63	M3	Y	-022	-022	4.484	4.91
64	M3	Y	-022	-022	4.91	5.337
65	M3	Y	-022	-022	5.337	5.763
66	M3	Y	-022	-022	5.763	6.189
67	M3	Y	-022	-022	6.189	6.615
68	M3	Y	-022	-022	6.615	7.042
69	M3	Y	-022	-022	7.042	7.468
70	M3	Y	-022	-022	7.468	7.894
71	M3	Y	-022	-022	7.894	8.321
72	M3	Y	-022	-022	8.321	8.747
73	M3	Y	-022	-022	8.747	9.173
74	M3	Y	-022	-022	9.173	9.599
75	M3	Y	-022	-022	9.599	10.026
76	M3	Y	-022	-022	10.026	10.452
77	M3	Y	-022	-022	10.452	10.878
78	M3	Y	-022	-022	10.878	11.304
79	M3	Y	-022	-016	11.304	11.731
80	M3	Y	-016	-011	11.731	12.157
81	M3	Y	-011	-011	12.157	12.583

Member Area Loads (BLC 1 : Dead)

	Joint A	Joint B	Joint C	Joint D	Direction	Distribution	Magnitude[ksf]
1	N62	N66	N67	N64	Y	Two Way	-007
2	N66A	N67	N69	N67A	Y	Two Way	-007
3	N70	N69	N66	N71	Y	Two Way	-007

Member Area Loads (BLC 2 : Ice Dead)

	Joint A	Joint B	Joint C	Joint D	Direction	Distribution	Magnitude[ksf]
1	N62	N66	N67	N64	Y	Two Way	-025
2	N66A	N67	N69	N67A	Y	Two Way	-025
3	N70	N69	N66	N71	Y	Two Way	-025

Basic Load Cases

	BLC Description	Category	X Gravity	Y Gravity	Z Gravity	Joint	Point	Distribut...	Area(Me...	Surface(...
1	Dead	None		-1			16		3	
2	Ice Dead	None					16	32	3	
3	Full Wind Antenna (0 Deg)	None					25			
4	Full Wind Antenna (30 Deg)	None					50			
5	Full Wind Antenna (60 Deg)	None					50			
6	Full Wind Antenna (90 Deg)	None					50			
7	Full Wind Antenna (120 Deg)	None					50			
8	Full Wind Antenna (150 Deg)	None					50			
9	Full Wind Members (0 Deg)	None						59		
10	Full Wind Members (30 Deg)	None						59		
11	Full Wind Members (60 Deg)	None						59		
12	Full Wind Members (90 Deg)	None						59		
13	Full Wind Members (120 Deg)	None						59		
14	Full Wind Members (150 Deg)	None						59		



Company : Nexius
 Designer : Akshay Doddamani
 Job Number : VZW468547A01
 Model Name : BURLINGTON CT

Feb 26, 2020
 9:48 AM
 Checked By: Jiazhu Hu

Basic Load Cases (Continued)

BLC Description	Category	X Gravity	Y Gravity	Z Gravity	Joint	Point	Distrib...	Area(Me...	Surface(...
15 Ice Wind Antenna (0 Deg)	None					25			
16 Ice Wind Antenna (30 Deg)	None					50			
17 Ice Wind Antenna (60 Deg)	None					50			
18 Ice Wind Antenna (90 Deg)	None					50			
19 Ice Wind Antenna (120 Deg)	None					50			
20 Ice Wind Antenna (150 Deg)	None					50			
21 Ice Wind Members (0 Deg)	None						85		
22 Ice Wind Members (30 Deg)	None						85		
23 Ice Wind Members (60 Deg)	None						85		
24 Ice Wind Members (90 Deg)	None						85		
25 Ice Wind Members (120 Deg)	None						85		
26 Ice Wind Members (150 Deg)	None						85		
27 Seismic Antenna (0 Deg)	None					16			
28 Seismic Antenna (90 Deg)	None					16			
29 Seismic Members (0 Deg)	None			-03					
30 Seismic Members (30 Deg)	None	.015		-.026					
31 Seismic Members (60 Deg)	None	.026		-.015					
32 Seismic Members (90 Deg)	None	.03							
33 Seismic Members (120 Deg)	None	.026		.015					
34 Seismic Members (150 Deg)	None	.015		.026					
35 Seismic Members (180 Deg)	None			.03					
36 Seismic Members (210 Deg)	None	-.015		.026					
37 Seismic Members (240 Deg)	None	-.026		.015					
38 Seismic Members (270 Deg)	None	-.03							
39 Seismic Members (300 Deg)	None	-.026		-.015					
40 Seismic Members (330 Deg)	None	-.015		-.026					
41 Seismic Vertical Antennas	None					16			
42 Man 1 (500 lbs)	None				1				
43 Man 2 (500 lbs)	None				1				
44 Man 3 (500 lbs)	None				1				
45 Man 4 (250 lbs)	None				1				
46 Man 5 (250 lbs)	None				1				
47 Man 6 (250 lbs)	None				1				
48 BLC 1 Transient Area Loads	None						81		
49 BLC 2 Transient Area Loads	None						81		

Load Combinations

Description	So. P...	S...	BLCFac...	BLCFac...	BLCFac...	BLCFac...	BLCFac...	BLCFac...	BLCFac...	BLCFac...	BLCFac...	BLCFac...
1 1.4D	Yes	Y	1	1.4								
2 1.2D + 1.6W 0°	Yes	Y	1	1.2	3	1.6	9	1.6				
3 1.2D + 1.6W 30°	Yes	Y	1	1.2	4	1.6	10	1.6				
4 1.2D + 1.6W 60°	Yes	Y	1	1.2	5	1.6	11	1.6				
5 1.2D + 1.6W 90°	Yes	Y	1	1.2	6	1.6	12	1.6				
6 1.2D + 1.6W 120°	Yes	Y	1	1.2	7	1.6	13	1.6				
7 1.2D + 1.6W 150°	Yes	Y	1	1.2	8	1.6	14	1.6				
8 1.2D + 1.6W 180°	Yes	Y	1	1.2	3	-1.6	9	-1.6				
9 1.2D + 1.6W 210°	Yes	Y	1	1.2	4	-1.6	10	-1.6				
10 1.2D + 1.6W 240°	Yes	Y	1	1.2	5	-1.6	11	-1.6				
11 1.2D + 1.6W 270°	Yes	Y	1	1.2	6	-1.6	12	-1.6				
12 1.2D + 1.6W 300°	Yes	Y	1	1.2	7	-1.6	13	-1.6				
13 1.2D + 1.6W 330°	Yes	Y	1	1.2	8	-1.6	14	-1.6				
14 1.2D + 1.0Di + 1.0Wi ...	Yes	Y	1	1.2	2	1	15	1	21	1		
15 1.2D + 1.0Di + 1.0Wi ...	Yes	Y	1	1.2	2	1	16	1	22	1		
16 1.2D + 1.0Di + 1.0Wi ...	Yes	Y	1	1.2	2	1	17	1	23	1		
17 1.2D + 1.0Di + 1.0Wi ...	Yes	Y	1	1.2	2	1	18	1	24	1		



Company : Nexius
 Designer : Akshay Doddamani
 Job Number : VZW468547A01
 Model Name : BURLINGTON CT

Feb 26, 2020
 9:48 AM
 Checked By: Jiazhu Hu

Load Combinations (Continued)

	Description	So.	P...	S...	BLCFac.	BLCFac.	BLCFac.	BLCFac.	BLCFac.	BLCFac.	BLCFac.	BLCFac.	BLCFac.	BLCFac.	BLCFac.	BLCFac.
18	1.2D + 1.0Di + 1.0Wi	Yes	Y		1	1.2	2	1	19	1	25	1				
19	1.2D + 1.0Di + 1.0Wi	Yes	Y		1	1.2	2	1	20	1	26	1				
20	1.2D + 1.0Di + 1.0Wi	Yes	Y		1	1.2	2	1	15	-1	21	-1				
21	1.2D + 1.0Di + 1.0Wi	Yes	Y		1	1.2	2	1	16	-1	22	-1				
22	1.2D + 1.0Di + 1.0Wi	Yes	Y		1	1.2	2	1	17	-1	23	-1				
23	1.2D + 1.0Di + 1.0Wi	Yes	Y		1	1.2	2	1	18	-1	24	-1				
24	1.2D + 1.0Di + 1.0Wi	Yes	Y		1	1.2	2	1	19	-1	25	-1				
25	1.2D + 1.0Di + 1.0Wi	Yes	Y		1	1.2	2	1	20	-1	26	-1				
26	1.2D + 1.5Lm_1 + 1.0	Yes	Y		1	1.2	3	.095	9	.095	42	1.5				
27	1.2D + 1.5Lm_1 + 1.0	Yes	Y		1	1.2	4	.095	10	.095	42	1.5				
28	1.2D + 1.5Lm_1 + 1.0	Yes	Y		1	1.2	5	.095	11	.095	42	1.5				
29	1.2D + 1.5Lm_1 + 1.0	Yes	Y		1	1.2	6	.095	12	.095	42	1.5				
30	1.2D + 1.5Lm_1 + 1.0	Yes	Y		1	1.2	7	.095	13	.095	42	1.5				
31	1.2D + 1.5Lm_1 + 1.0	Yes	Y		1	1.2	8	.095	14	.095	42	1.5				
32	1.2D + 1.5Lm_1 + 1.0	Yes	Y		1	1.2	3	-.095	9	-.095	42	1.5				
33	1.2D + 1.5Lm_1 + 1.0	Yes	Y		1	1.2	4	-.095	10	-.095	42	1.5				
34	1.2D + 1.5Lm_1 + 1.0	Yes	Y		1	1.2	5	-.095	11	-.095	42	1.5				
35	1.2D + 1.5Lm_1 + 1.0	Yes	Y		1	1.2	6	-.095	12	-.095	42	1.5				
36	1.2D + 1.5Lm_1 + 1.0	Yes	Y		1	1.2	7	-.095	13	-.095	42	1.5				
37	1.2D + 1.5Lm_1 + 1.0	Yes	Y		1	1.2	8	-.095	14	-.095	42	1.5				
38	1.2D + 1.5Lm_2 + 1.0	Yes	Y		1	1.2	3	.095	9	.095	43	1.5				
39	1.2D + 1.5Lm_2 + 1.0	Yes	Y		1	1.2	4	.095	10	.095	43	1.5				
40	1.2D + 1.5Lm_2 + 1.0	Yes	Y		1	1.2	5	.095	11	.095	43	1.5				
41	1.2D + 1.5Lm_2 + 1.0	Yes	Y		1	1.2	6	.095	12	.095	43	1.5				
42	1.2D + 1.5Lm_2 + 1.0	Yes	Y		1	1.2	7	.095	13	.095	43	1.5				
43	1.2D + 1.5Lm_2 + 1.0	Yes	Y		1	1.2	8	.095	14	.095	43	1.5				
44	1.2D + 1.5Lm_2 + 1.0	Yes	Y		1	1.2	3	-.095	9	-.095	43	1.5				
45	1.2D + 1.5Lm_2 + 1.0	Yes	Y		1	1.2	4	-.095	10	-.095	43	1.5				
46	1.2D + 1.5Lm_2 + 1.0	Yes	Y		1	1.2	5	-.095	11	-.095	43	1.5				
47	1.2D + 1.5Lm_2 + 1.0	Yes	Y		1	1.2	6	-.095	12	-.095	43	1.5				
48	1.2D + 1.5Lm_2 + 1.0	Yes	Y		1	1.2	7	-.095	13	-.095	43	1.5				
49	1.2D + 1.5Lm_2 + 1.0	Yes	Y		1	1.2	8	-.095	14	-.095	43	1.5				
50	1.2D + 1.5Lm_3 + 1.0	Yes	Y		1	1.2	3	.095	9	.095	44	1.5				
51	1.2D + 1.5Lm_3 + 1.0	Yes	Y		1	1.2	4	.095	10	.095	44	1.5				
52	1.2D + 1.5Lm_3 + 1.0	Yes	Y		1	1.2	5	.095	11	.095	44	1.5				
53	1.2D + 1.5Lm_3 + 1.0	Yes	Y		1	1.2	6	.095	12	.095	44	1.5				
54	1.2D + 1.5Lm_3 + 1.0	Yes	Y		1	1.2	7	.095	13	.095	44	1.5				
55	1.2D + 1.5Lm_3 + 1.0	Yes	Y		1	1.2	8	.095	14	.095	44	1.5				
56	1.2D + 1.5Lm_3 + 1.0	Yes	Y		1	1.2	3	-.095	9	-.095	44	1.5				
57	1.2D + 1.5Lm_3 + 1.0	Yes	Y		1	1.2	4	-.095	10	-.095	44	1.5				
58	1.2D + 1.5Lm_3 + 1.0	Yes	Y		1	1.2	5	-.095	11	-.095	44	1.5				
59	1.2D + 1.5Lm_3 + 1.0	Yes	Y		1	1.2	6	-.095	12	-.095	44	1.5				
60	1.2D + 1.5Lm_3 + 1.0	Yes	Y		1	1.2	7	-.095	13	-.095	44	1.5				
61	1.2D + 1.5Lm_3 + 1.0	Yes	Y		1	1.2	8	-.095	14	-.095	44	1.5				
62	1.2D + 1.5Lv_1 0°	Yes	Y		1	1.2	45	1.5								
63	1.2D + 1.5Lv_1 30°	Yes	Y		1	1.2	45	1.5								
64	1.2D + 1.5Lv_1 60°	Yes	Y		1	1.2	45	1.5								
65	1.2D + 1.5Lv_1 90°	Yes	Y		1	1.2	45	1.5								
66	1.2D + 1.5Lv_1 120°	Yes	Y		1	1.2	45	1.5								
67	1.2D + 1.5Lv_1 150°	Yes	Y		1	1.2	45	1.5								
68	1.2D + 1.5Lv_1 180°	Yes	Y		1	1.2	45	1.5								
69	1.2D + 1.5Lv_1 210°	Yes	Y		1	1.2	45	1.5								
70	1.2D + 1.5Lv_1 240°	Yes	Y		1	1.2	45	1.5								
71	1.2D + 1.5Lv_1 270°	Yes	Y		1	1.2	45	1.5								
72	1.2D + 1.5Lv_1 300°	Yes	Y		1	1.2	45	1.5								
73	1.2D + 1.5Lv_1 330°	Yes	Y		1	1.2	45	1.5								
74	1.2D + 1.5Lv_2 0°	Yes	Y		1	1.2	46	1.5								



Company : Nexius
 Designer : Akshay Doddamani
 Job Number : VZW468547A01
 Model Name : BURLINGTON CT

Feb 26, 2020
 9:48 AM
 Checked By: Jiazhu Hu

Envelope AISC 15th(360-16): LRFD Steel Code Checks (Continued)

Member	Shape	Code C...	Locftl	LC Shear ...	Locftl	Dir	LC	phi*Pnc [k]	phi*Pnt [k]	phi*Mn y-...	phi*Mn z-...	Cb	Egn
18	M30	PIPE 2.0	.421	6.375	12	.026	6.375	12	13.511	32.13	1.872	1.872	1.... H1-1b
19	M32	PIPE 2.5	.090	3	2	.014	3	2	47.114	50.715	3.596	3.596	1 H1-1b

n e x i u s

Appendix #3: Mount Connection Check

Member Label	Sec	Axial (k)	Shear y (k)	Shear z (k)	Torque (k-ft)	Moment yy (k-ft)	Moment zz (k-ft)	Combined Shear (y + z)	Combined Shear (y + z) + (Torque/Arm)
M5	1	3.212	3.342	0.96	2.046	2.287	13.004	3.477	3.746

TIA-222-H Section 4-9 - Connections

Bolt / Rod Details

Qty.	4								
Bolt/Rod Dia.	0.75 in.	Fyb	92	Fub	120	ksi	UNC	10	Bolt threads per inch
Bolt/Rod Grade	A325						Ab	0.4418	in ²
Thread(s)	N	N = Included / X = Excluded							
Vert. Dist.	7 in.	V. Ecc=	1.25			in.	An	0.3345	in ²
Horiz. Dist.	3 in.	H. Ecc=	-0.75			in.			
Slotted Hole	No								

Member Details

Is Outrigger Round?	No	else - Square or Rectangular			
Height or Diam.	4 in.	(enter Diam. for pipe members)			
Width	4 in.	(enter Diam. for pipe members)			
Wall Thickness	0.1875 in.				
Weld Size	1/4 in.	Area Weld	2.9534	in. ²	
Weld Strength	170	Sy	3.9520	in. ³	(Weld Section Modulus)
		Sx	3.9520	in. ³	(Weld Section Modulus)

Plate Details

Height	10 in.	Zy	0.6250	in. ³	(Plate Plastic Modulus)
Width	6 in.	Zx	0.3750	in. ³	(Plate Plastic Modulus)
Thickness	0.500 in.	Fyb	36		ksi
Grade	A36	Fub	58		ksi

Tension Force (Couple)

due to My	9.148 kips	Plate Bending Moment	-5.657 kip*in	Bending Stresses	-0.050 ksi
due to Mz	22.293 kips		25.858 kip*in		68.955 ksi

Max. Single Bolt Tension **14.917 kips**

Weld Stresses

Axial	-1.088 ksi	due to My	6.944 ksi	1.439	A+My+Mz
Shear	1.268 ksi	due to Mz	39.486 ksi	0.040	V

Strength Factors

Φv	0.75	Shear
Φt	0.75	Tension
Φb	0.80	Bearing
Φf	0.90	Flexure

ΦRnv	19.880 kips	Single Bolt/Rod Shear Strength
ΦRnt	30.101 kips	Single Bolt/Rod Tension Strength
ΦRnb	41.760 kips	Plate Bearing Strength
ΦRnf	32.4 ksi	Plate Flexural Strength
ΦRn	31.5 ksi	Weld Strength

Bolt/Rod Combined Shear & Tension - Section 4.9.6.4

Member	Shear	Tension		
M5	V/ΦRnv= 0.047	T/ΦRnt= 0.496	0.498	< 1.05 Pass

Plate Bending Check

2.147 > 1.05 Fail

Weld Check

1.441 > 1.05 Fail

Unity Check Result **2.147 > 1.05 Fail**

N E X I U S

**Appendix #4: Loading Parameters and Calculations
Existing 14-ft Low Profile Platform Mount w/ Proposed Modifications**

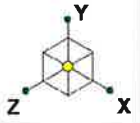
NEXIUS

VZW468547A01_BURLINGTON_CT_(IN064)

Pipe Mount	Antenna	Elevation (ft)	Quantity	Orienaation (deg)	Front Exposed (%)	Side Exposed (%)	Type	Height (m)	Width (m)	Depth (m)	Weight (lbs)	Front CAA (ft ²)	Side CAA (ft ²)	Front F _a (kips)	Side F _a (kips)	Top %	Bottom %
M14	RFS/CELWAVE API866513	160	1	0	100.0%	100.0%	Antenna	48.000	9.200	8.000	15.700	3.615	0.137	0.122	14.5%	62.0%	
M13	COMMSCOPE RHH 65B R28	160	2	0	100.0%	100.0%	Antenna	72.000	11.900	7.100	87.400	5.342	0.546	0.361	14.7%	65.3%	
M12	SAMSUNG B5/B13 RRH BR04C	162	1	0	100.0%	100.0%	RRU, TMA, Etc.	15.000	15.000	8.100	70.300	1.013	0.063	0.034	19.1%	33.8%	
M11	SAMSUNG B2/B66A RRH BR049	160	1	0	100.0%	100.0%	RRU, TMA, Etc.	15.000	15.000	10.000	84.400	1.875	0.063	0.042	42.6%	57.4%	
M10	RFS/CELWAVE API866513	160	1	0	100.0%	100.0%	Antenna	48.000	9.200	8.000	15.700	3.615	0.137	0.122	14.5%	62.0%	
M30	RFS/CELWAVE API866513	160	1	120	100.0%	100.0%	Antenna	48.000	9.200	8.000	15.700	3.615	0.126	0.133	14.5%	62.0%	
M29	COMMSCOPE RHH 65B R28	160	2	120	100.0%	100.0%	Antenna	72.000	11.900	7.100	87.400	5.342	0.407	0.499	14.7%	65.3%	
M28	SAMSUNG B5/B13 RRH BR04C	162	1	120	100.0%	100.0%	RRU, TMA, Etc.	15.000	15.000	8.100	70.300	1.013	0.041	0.056	19.1%	33.8%	
M27	SAMSUNG B2/B66A RRH BR049	160	1	120	100.0%	100.0%	RRU, TMA, Etc.	15.000	15.000	10.000	84.400	1.875	0.047	0.058	42.6%	57.4%	
M22	RFS/CELWAVE API866513	160	1	240	100.0%	100.0%	Antenna	48.000	9.200	8.000	15.700	3.615	0.126	0.133	14.5%	62.0%	
M21	RFS/CELWAVE API866513	160	1	240	100.0%	100.0%	Antenna	48.000	9.200	8.000	15.700	3.615	0.126	0.133	14.5%	62.0%	
M20	COMMSCOPE RHH 65B R28	160	2	240	100.0%	100.0%	Antenna	72.000	11.900	7.100	87.400	5.342	0.407	0.499	14.7%	65.3%	
M19	SAMSUNG B5/B13 RRH BR04C	162	1	240	100.0%	100.0%	RRU, TMA, Etc.	15.000	15.000	8.100	70.300	1.013	0.041	0.056	19.1%	33.8%	
M18	SAMSUNG B2/B66A RRH BR049	160	1	240	100.0%	100.0%	RRU, TMA, Etc.	15.000	15.000	10.000	84.400	1.875	0.047	0.058	42.6%	57.4%	
M17	RFS/CELWAVE API866513	160	1	240	100.0%	100.0%	Antenna	48.000	9.200	8.000	15.700	3.615	0.126	0.133	14.5%	62.0%	
M16	RFS/CELWAVE API866513	160	1	0	100.0%	100.0%	Antenna	48.000	9.200	8.000	15.700	3.615	0.126	0.133	14.5%	62.0%	
M15	COMMSCOPE RHH 65B R28	160	2	0	100.0%	100.0%	Antenna	72.000	11.900	7.100	87.400	5.342	0.407	0.499	14.7%	65.3%	
M14	COMMSCOPE RHH 65B R28	160	2	0	100.0%	100.0%	Antenna	72.000	11.900	7.100	87.400	5.342	0.407	0.499	14.7%	65.3%	
M13	COMMSCOPE RHH 65B R28	160	2	0	100.0%	100.0%	Antenna	72.000	11.900	7.100	87.400	5.342	0.407	0.499	14.7%	65.3%	
M12	COMMSCOPE RHH 65B R28	160	2	0	100.0%	100.0%	Antenna	72.000	11.900	7.100	87.400	5.342	0.407	0.499	14.7%	65.3%	
M11	COMMSCOPE RHH 65B R28	160	2	0	100.0%	100.0%	Antenna	72.000	11.900	7.100	87.400	5.342	0.407	0.499	14.7%	65.3%	
M10	COMMSCOPE RHH 65B R28	160	2	0	100.0%	100.0%	Antenna	72.000	11.900	7.100	87.400	5.342	0.407	0.499	14.7%	65.3%	
M9	COMMSCOPE RHH 65B R28	160	2	0	100.0%	100.0%	Antenna	72.000	11.900	7.100	87.400	5.342	0.407	0.499	14.7%	65.3%	
M8	COMMSCOPE RHH 65B R28	160	2	0	100.0%	100.0%	Antenna	72.000	11.900	7.100	87.400	5.342	0.407	0.499	14.7%	65.3%	
M7	COMMSCOPE RHH 65B R28	160	2	0	100.0%	100.0%	Antenna	72.000	11.900	7.100	87.400	5.342	0.407	0.499	14.7%	65.3%	
M6	COMMSCOPE RHH 65B R28	160	2	0	100.0%	100.0%	Antenna	72.000	11.900	7.100	87.400	5.342	0.407	0.499	14.7%	65.3%	
M5	COMMSCOPE RHH 65B R28	160	2	0	100.0%	100.0%	Antenna	72.000	11.900	7.100	87.400	5.342	0.407	0.499	14.7%	65.3%	
M4	COMMSCOPE RHH 65B R28	160	2	0	100.0%	100.0%	Antenna	72.000	11.900	7.100	87.400	5.342	0.407	0.499	14.7%	65.3%	
M3	COMMSCOPE RHH 65B R28	160	2	0	100.0%	100.0%	Antenna	72.000	11.900	7.100	87.400	5.342	0.407	0.499	14.7%	65.3%	
M2	COMMSCOPE RHH 65B R28	160	2	0	100.0%	100.0%	Antenna	72.000	11.900	7.100	87.400	5.342	0.407	0.499	14.7%	65.3%	
M1	COMMSCOPE RHH 65B R28	160	2	0	100.0%	100.0%	Antenna	72.000	11.900	7.100	87.400	5.342	0.407	0.499	14.7%	65.3%	

n e x i u s

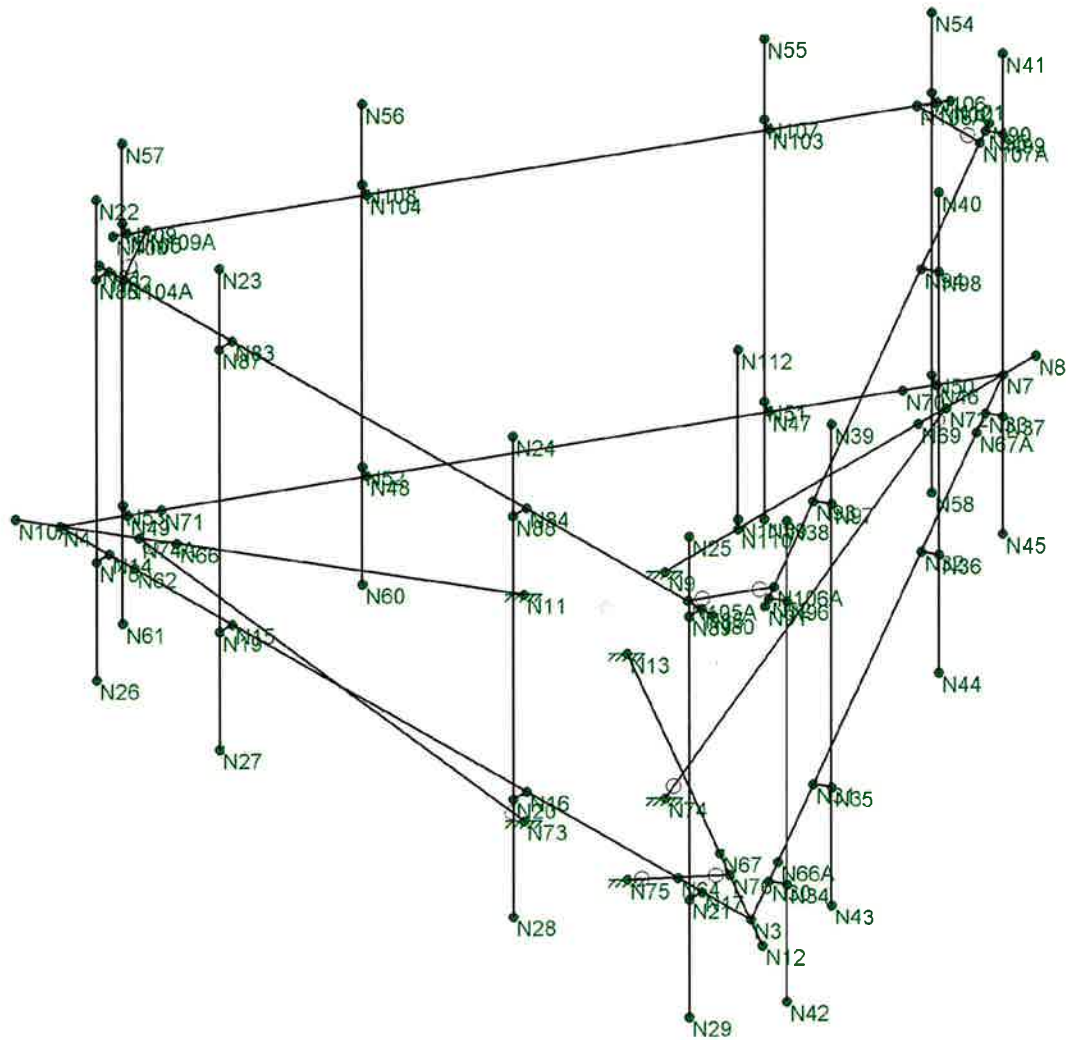
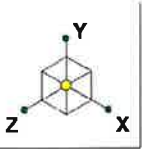
Appendix #5: RISA-3D Output



Nexius
Akshay Doddamani
VZW468547A01

BURLINGTON CT

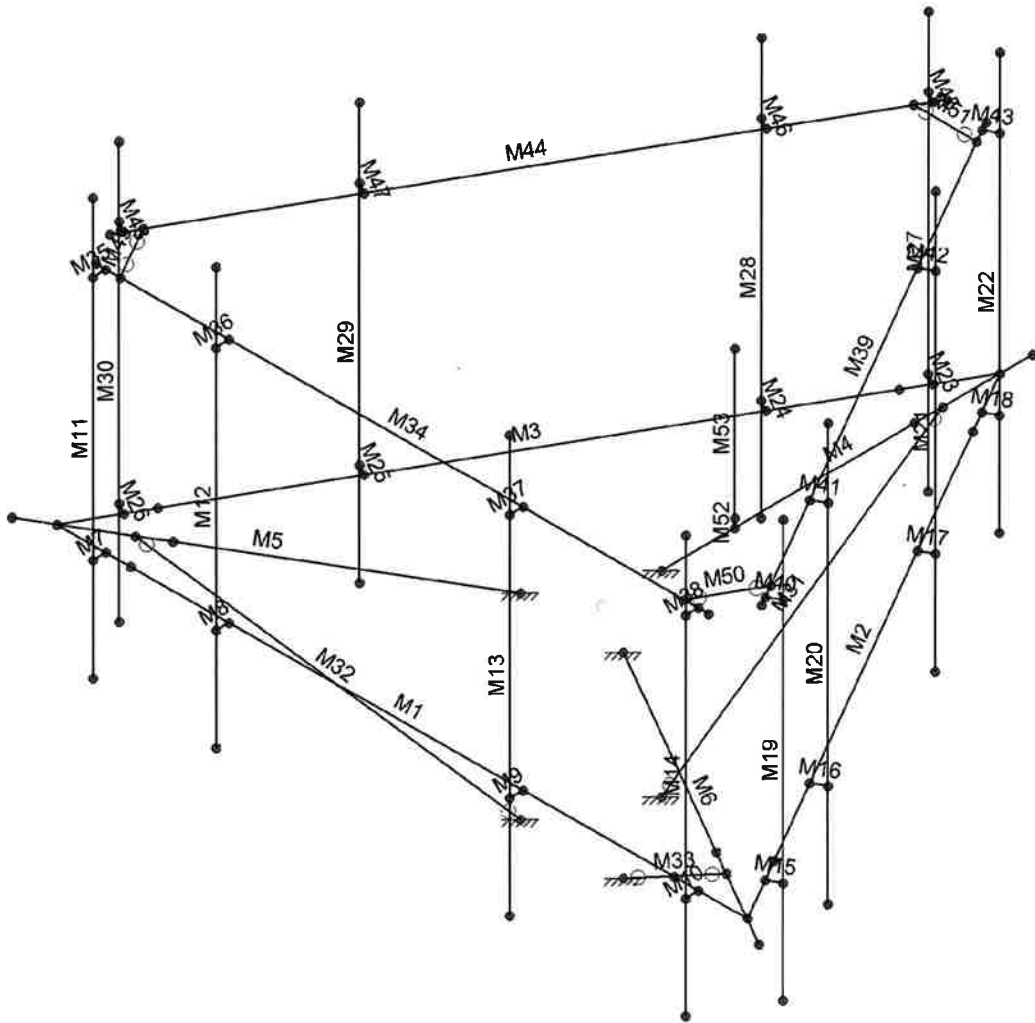
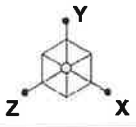
Rendered
Feb 26, 2020 at 9:50 AM
VZW468547A01_BURLINGTON_C...



Nexius
Akshay Doddamani
VZW468547A01

BURLINGTON CT

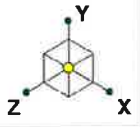
Nodes
Feb 26, 2020 at 9:50 AM
VZW468547A01_BURLINGTON_C...



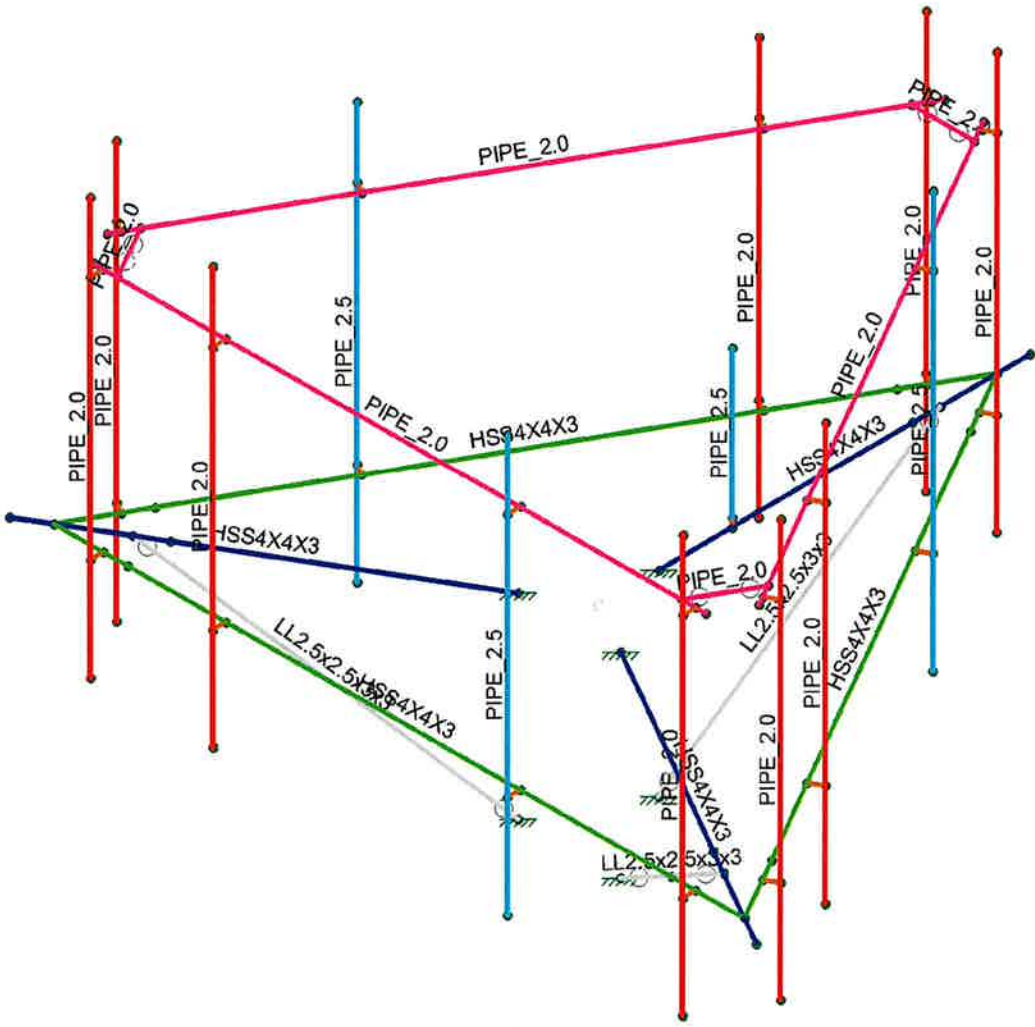
Nexius
Akshay Doddamani
VZW468547A01

BURLINGTON CT

Member Label
Feb 26, 2020 at 9:50 AM
VZW468547A01_BURLINGTON_C...



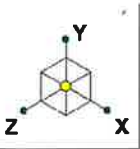
Section Sets	
■	Standoff, HSS4X4X3
■	Face Horizontal, HSS4X4X3
■	Antenna Pipe, 2 STD
■	Kicker, LL2.5X2.5X3/16
■	Handrail kit, STD 2
■	proposed pipe, 2.5STD
■	RIGID



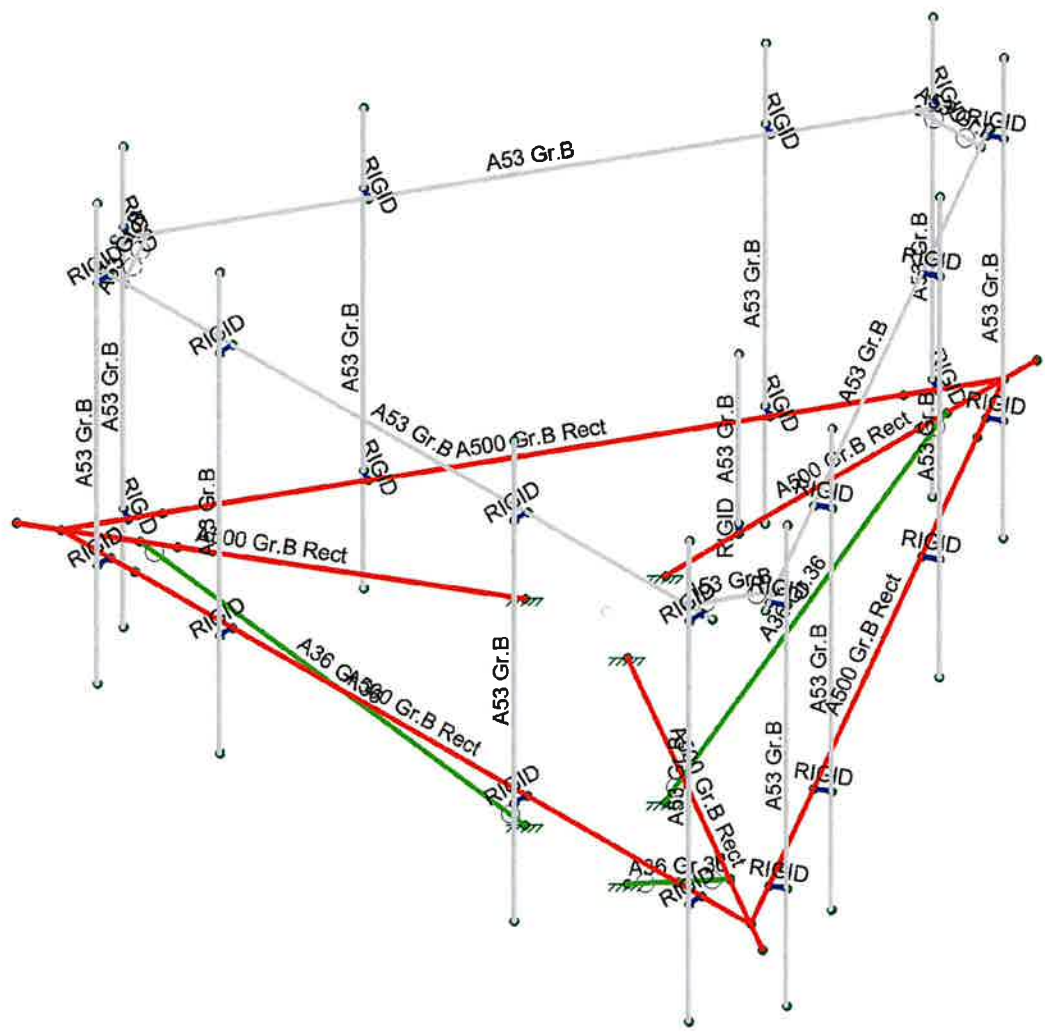
Nexius
Akshay Doddamani
VZW468547A01

BURLINGTON CT

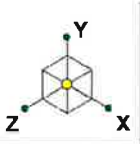
Shape
Feb 26, 2020 at 9:50 AM
VZW468547A01_BURLINGTON_C...



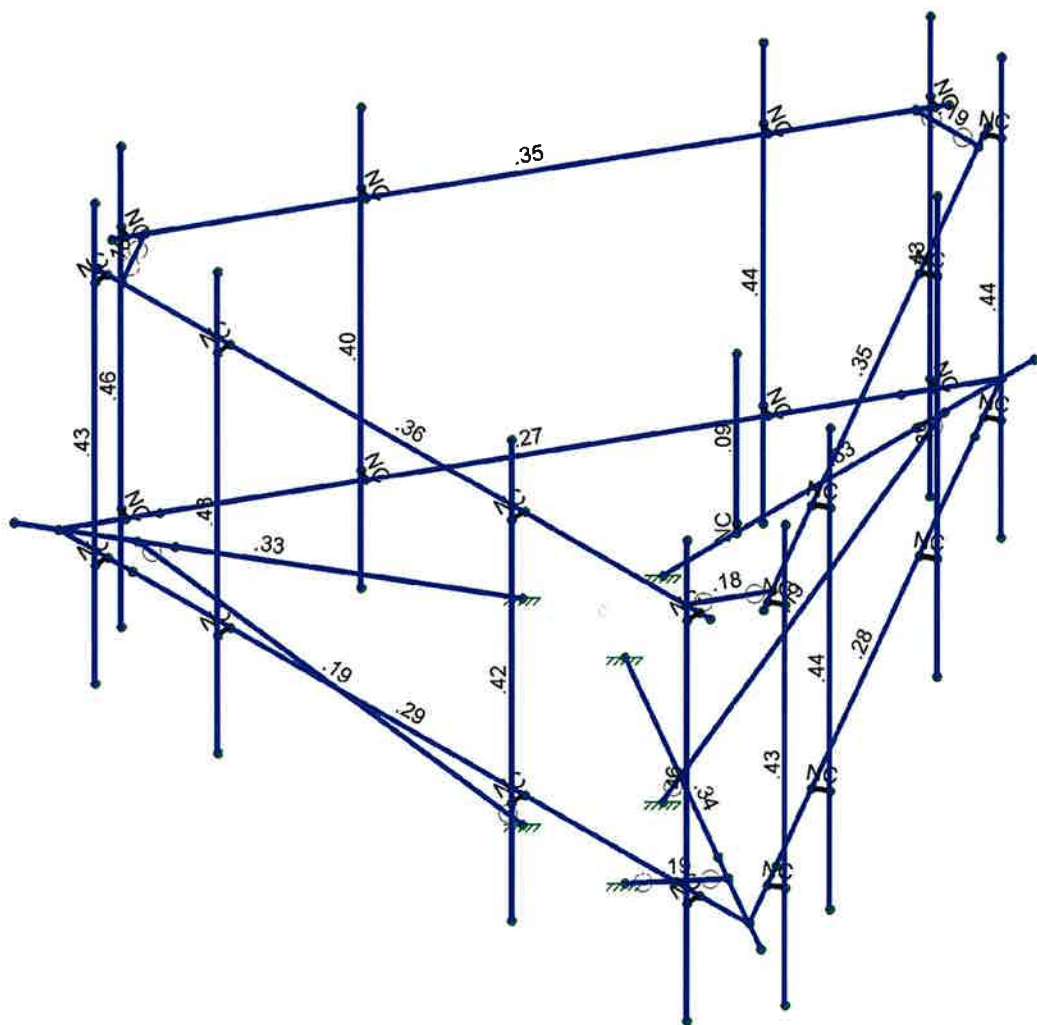

Material Sets	
■	RIGID
■	A36 Gr.36
■	A500 Gr.B Rect
■	A53 Gr.B



Nexius	BURLINGTON CT	Material Property
Akshay Doddamani		Feb 26, 2020 at 9:51 AM
VZW468547A01		VZW468547A01_BURLINGTON_C...



Code Check (Env)



Member Code Checks Displayed (Enveloped)
Envelope Only Solution

Nexus	BURLINGTON CT	Ration_Flexural
Akshay Doddamani		Feb 26, 2020 at 9:51 AM
VZW468547A01		VZW468547A01_BURLINGTON_C...



Company : Nexius
 Designer : Akshay Doddamani
 Job Number : VZW468547A01
 Model Name : BURLINGTON CT

Feb 26, 2020
 9:53 AM
 Checked By: Jiazhu Hu

Hot Rolled Steel Properties

	Label	E [k...	G [k...	Nu	Therm (1E5 F)	Density[k/ft^3]	Yield[ksi]	Ry	Fu[ksi]	Rt
1	A992	290...	111...	.3	.65	.49	50	1.1	65	1.1
2	A36 Gr...	290...	111...	.3	.65	.49	36	1.5	58	1.2
3	A572 Gr...	290...	111...	.3	.65	.49	50	1.1	65	1.1
4	A500 Gr...	290...	111...	.3	.65	.527	42	1.4	58	1.3
5	A500 Gr...	290...	111...	.3	.65	.527	46	1.4	58	1.3
6	A53 Gr.B	290...	111...	.3	.65	.49	35	1.6	60	1.2
7	A1085	290...	111...	.3	.65	.49	50	1.4	65	1.3
8	A913 Gr...	290...	111...	.3	.65	.49	65	1.1	80	1.1

Hot Rolled Steel Section Sets

	Label	Shape	Type	Design List	Material	Design ...	A [in2]	Iyy [in4]	Izz [in4]	J [in4]
1	Standoff, HSS4X4X3	HSS4X4X3	Beam	Tube	A500 Gr.B ...	Typical	2.58	6.21	6.21	10
2	Face Horizontal, HSS4...	HSS4X4X3	Beam	Tube	A500 Gr.B ...	Typical	2.58	6.21	6.21	10
3	Antenna Pipe, 2 STD	PIPE 2.0	Column	Pipe	A53 Gr.B	Typical	1.02	.627	.627	1.25
4	Kicker, LL2.5X2.5X3/16	LL2.5x2.5x3x3	Column	Double Angle (3/8 ...	A36 Gr.36	Typical	1.8	2.46	1.07	.023
5	Handrail kit, STD 2	PIPE 2.0	Beam	Pipe	A53 Gr.B	Typical	1.02	.627	.627	1.25
6	proposed pipe, 2.5STD	PIPE 2.5	Column	Pipe	A53 Gr.B	Typical	1.61	1.45	1.45	2.89

Joint Coordinates and Temperatures

	Label	X [ft]	Y [ft]	Z [ft]	Temp [F]	Detach From Diap...
1	N1	0	0	0	0	
2	N3	7.041667	0	4.065508	0	
3	N4	-7.041667	0	4.065508	0	
4	N7	0.	0	-8.131016	0	
5	N8	0.	0	-8.797683	0	
6	N9	0.	0	-1.21435	0	
7	N10A	-7.619017	0	4.398842	0	
8	N11	-1.051658	0	0.607175	0	
9	N12	7.619017	0	4.398842	0	
10	N13	1.051658	0	0.607175	0	
11	N14	-6.041667	0	4.065508	0	
12	N15	-3.541667	0	4.065508	0	
13	N16	2.458333	0	4.065508	0	
14	N17	6.041667	0	4.065508	0	
15	N18	-6.041667	0	4.331133	0	
16	N19	-3.541667	0	4.331133	0	
17	N20	2.458333	0	4.331133	0	
18	N21	6.041667	0	4.331133	0	
19	N22	-6.041667	6.416667	4.331133	0	
20	N23	-3.541667	6.416667	4.331133	0	
21	N24	2.458333	6.416667	4.331133	0	
22	N25	6.041667	6.416667	4.331133	0	
23	N26	-6.041667	-2.083333	4.331133	0	
24	N27	-3.541667	-2.083333	4.331133	0	
25	N28	2.458333	-2.083333	4.331133	0	



Company : Nexius
 Designer : Akshay Doddamani
 Job Number : VZW468547A01
 Model Name : BURLINGTON CT

Feb 26, 2020
 9:53 AM
 Checked By: Jiazhu Hu

Joint Coordinates and Temperatures (Continued)

	Label	X [ft]	Y [ft]	Z [ft]	Temp [F]	Detach From Diap...
26	N29	6.041667	-2.083333	4.331133	0	
27	N30	6.541667	0	3.199483	0	
28	N31	5.291667	0	1.034419	0	
29	N32	2.291667	0	-4.161733	0	
30	N33	0.5	0	-7.264991	0	
31	N34	6.771705	0	3.06667	0	
32	N35	5.521705	0	0.901607	0	
33	N36	2.521705	0	-4.294546	0	
34	N37	0.730038	0	-7.397803	0	
35	N38	6.771705	6.416667	3.06667	0	
36	N39	5.521705	6.416667	0.901607	0	
37	N40	2.521705	6.416667	-4.294546	0	
38	N41	0.730038	6.416667	-7.397803	0	
39	N42	6.771705	-2.083333	3.06667	0	
40	N43	5.521705	-2.083333	0.901607	0	
41	N44	2.521705	-2.083333	-4.294546	0	
42	N45	0.730038	-2.083333	-7.397803	0	
43	N46	-0.5	0	-7.264991	0	
44	N47	-1.75	0	-5.099927	0	
45	N48	-4.75	0	0.096225	0	
46	N49	-6.541667	0	3.199483	0	
47	N50	-0.730038	0	-7.397803	0	
48	N51	-1.980038	0	-5.23274	0	
49	N52	-4.980038	0	-0.036588	0	
50	N53	-6.771705	0	3.06667	0	
51	N54	-0.730038	6.416667	-7.397803	0	
52	N55	-1.980038	6.416667	-5.23274	0	
53	N56	-4.980038	6.416667	-0.036588	0	
54	N57	-6.771705	6.416667	3.06667	0	
55	N58	-0.730038	-2.083333	-7.397803	0	
56	N59	-1.980038	-2.083333	-5.23274	0	
57	N60	-4.980038	-2.083333	-0.036588	0	
58	N61	-6.771705	-2.083333	3.06667	0	
59	N62	-5.541667	0	4.065508	0	
60	N64	5.541667	0	4.065508	0	
61	N66	-5.541667	0	3.199483	0	
62	N67	5.541667	0	3.199483	0	
63	N66A	6.291667	0	2.76647	0	
64	N67A	0.75	0	-6.831978	0	
65	N69	-0.	0	-6.398965	0	
66	N70	-0.75	0	-6.831978	0	
67	N71	-6.291667	0	2.76647	0	
68	N74	0.	-4	-1.21435	0	
69	N72	0.	0	-6.95891	0	
70	N73	-1.051658	-4	0.607175	0	
71	N74A	-6.026593	0	3.479455	0	
72	N75	1.051658	-4	0.607175	0	
73	N76	6.026593	0	3.479455	0	
74	N80	6.25	5	4.065508	0	
75	N81	-6.25	5	4.065508	0	
76	N82	-6.041667	5	4.065508	0	
77	N83	-3.541667	5	4.065508	0	
78	N84	2.458333	5	4.065508	0	
79	N85	6.041667	5	4.065508	0	
80	N86	-6.041667	5	4.331133	0	
81	N87	-3.541667	5	4.331133	0	
82	N88	2.458333	5	4.331133	0	



Joint Coordinates and Temperatures (Continued)

	Label	X [ft]	Y [ft]	Z [ft]	Temp [F]	Detach From Diap...
83	N89	6.041667	5	4.331133	0	
84	N90	0.395833	5	-7.445413	0	
85	N91	6.645833	5	3.379905	0	
86	N92	6.541667	5	3.199483	0	
87	N93	5.291667	5	1.034419	0	
88	N94	2.291667	5	-4.161733	0	
89	N95	0.5	5	-7.264991	0	
90	N96	6.771705	5	3.06667	0	
91	N97	5.521705	5	0.901607	0	
92	N98	2.521705	5	-4.294546	0	
93	N99	0.730038	5	-7.397803	0	
94	N100	-6.645833	5	3.379905	0	
95	N101	-0.395833	5	-7.445413	0	
96	N102	-0.5	5	-7.264991	0	
97	N103	-1.75	5	-5.099927	0	
98	N104	-4.75	5	0.096225	0	
99	N105	-6.541667	5	3.199483	0	
100	N106	-0.730038	5	-7.397803	0	
101	N107	-1.980038	5	-5.23274	0	
102	N108	-4.980038	5	-0.036588	0	
103	N109	-6.771705	5	3.06667	0	
104	N104A	-5.75	5	4.065508	0	
105	N105A	5.75	5	4.065508	0	
106	N106A	6.395833	5	2.946892	0	
107	N107A	0.645833	5	-7.0124	0	
108	N108A	-0.645833	5	-7.0124	0	
109	N109A	-6.395833	5	2.946892	0	
110	N110	0.	0	-2.71435	0	
111	N111	0.	.166	-2.71435	0	
112	N112	0.	3.166	-2.71435	0	

Member Point Loads (BLC 1 : Dead)

	Member Label	Direction	Magnitude[k.k-ft]	Location[ft.%]
1	M14	Y	-016	%38.3
2	M13	Y	-087	%50
3	M12	Y	-.07	%26.5
4	M12	Y	-.084	%50
5	M11	Y	-.016	%38.3
6	M30	Y	-.016	%38.3
7	M29	Y	-.087	%50
8	M28	Y	-.07	%26.5
9	M28	Y	-.084	%50
10	M27	Y	-.016	%38.3
11	M22	Y	-.016	%38.3
12	M21	Y	-.087	%50
13	M20	Y	-.07	%26.5
14	M20	Y	-.084	%50
15	M19	Y	-.016	%38.3
16	M53	Y	-.032	%50

Member Point Loads (BLC 2 : Ice Dead)

	Member Label	Direction	Magnitude[k.k-ft]	Location[ft.%]
1	M14	Y	-.196	%38.3
2	M13	Y	-.654	%50
3	M12	Y	-.081	%26.5



Company : Nexius
 Designer : Akshay Doddamani
 Job Number : VZW468547A01
 Model Name : BURLINGTON CT

Feb 26, 2020
 9:53 AM
 Checked By: Jiazhu Hu

Member Point Loads (BLC 2 : Ice Dead) (Continued)

	Member Label	Direction	Magnitude[k.k-ft]	Location[ft.%]
4	M12	Y	-085	%50
5	M11	Y	-196	%38.3
6	M30	Y	-196	%38.3
7	M29	Y	-654	%50
8	M28	Y	-081	%26.5
9	M28	Y	-085	%50
10	M27	Y	-196	%38.3
11	M22	Y	-196	%38.3
12	M21	Y	-654	%50
13	M20	Y	-081	%26.5
14	M20	Y	-085	%50
15	M19	Y	-196	%38.3
16	M53	Y	-171	%50

Member Point Loads (BLC 3 : Full Wind Antenna (0 Deg))

	Member Label	Direction	Magnitude[k.k-ft]	Location[ft.%]
1	M14	Z	-068	%14.5
2	M13	Z	-273	%14.7
3	M12	Z	-063	%26.5
4	M12	Z	-063	%50
5	M11	Z	-068	%14.5
6	M30	Z	-063	%14.5
7	M29	Z	-203	%14.7
8	M28	Z	-041	%26.5
9	M28	Z	-047	%50
10	M27	Z	-063	%14.5
11	M22	Z	-063	%14.5
12	M21	Z	-203	%14.7
13	M20	Z	-041	%26.5
14	M20	Z	-047	%50
15	M19	Z	-063	%14.5
16	M53	Z	-128	%50
17	M14	Z	-068	%62
18	M13	Z	-273	%85.3
19	M11	Z	-068	%62
20	M30	Z	-063	%62
21	M29	Z	-203	%85.3
22	M27	Z	-063	%62
23	M22	Z	-063	%62
24	M21	Z	-203	%85.3
25	M19	Z	-063	%62

Member Point Loads (BLC 4 : Full Wind Antenna (30 Deg))

	Member Label	Direction	Magnitude[k.k-ft]	Location[ft.%]
1	M14	Z	-058	%14.5
2	M13	Z	-216	%14.7
3	M12	Z	-049	%26.5
4	M12	Z	-05	%50
5	M11	Z	-058	%14.5
6	M30	Z	-053	%14.5
7	M29	Z	-156	%14.7
8	M28	Z	-03	%26.5
9	M28	Z	-037	%50
10	M27	Z	-053	%14.5
11	M22	Z	-058	%14.5
12	M21	Z	-216	%14.7



Member Point Loads (BLC 4 : Full Wind Antenna (30 Deg)) (Continued)

	Member Label	Direction	Magnitude[k.k-ft]	Location[ft. %]
13	M20	Z	-.049	%26.5
14	M20	Z	-.05	%50
15	M19	Z	-.058	%14.5
16	M53	Z	-.102	%50
17	M14	Z	-.058	%62
18	M13	Z	-.216	%85.3
19	M11	Z	-.058	%62
20	M30	Z	-.053	%62
21	M29	Z	-.156	%85.3
22	M27	Z	-.053	%62
23	M22	Z	-.058	%62
24	M21	Z	-.216	%85.3
25	M19	Z	-.058	%62
26	M14	X	.033	%14.5
27	M13	X	.125	%14.7
28	M12	X	.028	%26.5
29	M12	X	.029	%50
30	M11	X	.033	%14.5
31	M30	X	.031	%14.5
32	M29	X	.09	%14.7
33	M28	X	.017	%26.5
34	M28	X	.021	%50
35	M27	X	.031	%14.5
36	M22	X	.033	%14.5
37	M21	X	.125	%14.7
38	M20	X	.028	%26.5
39	M20	X	.029	%50
40	M19	X	.033	%14.5
41	M53	X	.059	%50
42	M14	X	.033	%62
43	M13	X	.125	%85.3
44	M11	X	.033	%62
45	M30	X	.031	%62
46	M29	X	.09	%85.3
47	M27	X	.031	%62
48	M22	X	.033	%62
49	M21	X	.125	%85.3
50	M19	X	.033	%62

Member Point Loads (BLC 5 : Full Wind Antenna (60 Deg))

	Member Label	Direction	Magnitude[k.k-ft]	Location[ft. %]
1	M14	Z	-.031	%14.5
2	M13	Z	-.102	%14.7
3	M12	Z	-.021	%26.5
4	M12	Z	-.024	%50
5	M11	Z	-.031	%14.5
6	M30	Z	-.031	%14.5
7	M29	Z	-.102	%14.7
8	M28	Z	-.021	%26.5
9	M28	Z	-.024	%50
10	M27	Z	-.031	%14.5
11	M22	Z	-.034	%14.5
12	M21	Z	-.136	%14.7
13	M20	Z	-.032	%26.5
14	M20	Z	-.032	%50
15	M19	Z	-.034	%14.5



Company : Nexius
 Designer : Akshay Doddamani
 Job Number : VZW468547A01
 Model Name : BURLINGTON CT

Feb 26, 2020
 9:53 AM
 Checked By: Jiazhu Hu

Member Point Loads (BLC 5 : Full Wind Antenna (60 Deg)) (Continued)

	Member Label	Direction	Magnitude[k.k-ft]	Location[ft.%]
16	M53	Z	-.048	%50
17	M14	Z	-.031	%62
18	M13	Z	-.102	%85.3
19	M11	Z	-.031	%62
20	M30	Z	-.031	%62
21	M29	Z	-.102	%85.3
22	M27	Z	-.031	%62
23	M22	Z	-.034	%62
24	M21	Z	-.136	%85.3
25	M19	Z	-.034	%62
26	M14	X	.054	%14.5
27	M13	X	.176	%14.7
28	M12	X	.036	%26.5
29	M12	X	.041	%50
30	M11	X	.054	%14.5
31	M30	X	.054	%14.5
32	M29	X	.176	%14.7
33	M28	X	.036	%26.5
34	M28	X	.041	%50
35	M27	X	.054	%14.5
36	M22	X	.059	%14.5
37	M21	X	.236	%14.7
38	M20	X	.055	%26.5
39	M20	X	.055	%50
40	M19	X	.059	%14.5
41	M53	X	.083	%50
42	M14	X	.054	%62
43	M13	X	.176	%85.3
44	M11	X	.054	%62
45	M30	X	.054	%62
46	M29	X	.176	%85.3
47	M27	X	.054	%62
48	M22	X	.059	%62
49	M21	X	.236	%85.3
50	M19	X	.059	%62

Member Point Loads (BLC 6 : Full Wind Antenna (90 Deg))

	Member Label	Direction	Magnitude[k.k-ft]	Location[ft.%]
1	M14	Z	0	%14.5
2	M13	Z	0	%14.7
3	M12	Z	0	%26.5
4	M12	Z	0	%50
5	M11	Z	0	%14.5
6	M30	Z	0	%14.5
7	M29	Z	0	%14.7
8	M28	Z	0	%26.5
9	M28	Z	0	%50
10	M27	Z	0	%14.5
11	M22	Z	0	%14.5
12	M21	Z	0	%14.7
13	M20	Z	0	%26.5
14	M20	Z	0	%50
15	M19	Z	0	%14.5
16	M53	Z	0	%50
17	M14	Z	0	%62
18	M13	Z	0	%85.3



Company : Nexius
 Designer : Akshay Doddamani
 Job Number : VZW468547A01
 Model Name : BURLINGTON CT

Feb 26, 2020
 9:53 AM
 Checked By: Jiazhu Hu

Member Point Loads (BLC 6 : Full Wind Antenna (90 Deg)) (Continued)

	Member Label	Direction	Magnitude[k.k-ft]	Location[ft. %]
19	M11	Z	0	%62
20	M30	Z	0	%62
21	M29	Z	0	%85.3
22	M27	Z	0	%62
23	M22	Z	0	%62
24	M21	Z	0	%85.3
25	M19	Z	0	%62
26	M14	X	.061	%14.5
27	M13	X	.18	%14.7
28	M12	X	.034	%26.5
29	M12	X	.042	%50
30	M11	X	.061	%14.5
31	M30	X	.067	%14.5
32	M29	X	.25	%14.7
33	M28	X	.056	%26.5
34	M28	X	.058	%50
35	M27	X	.067	%14.5
36	M22	X	.067	%14.5
37	M21	X	.25	%14.7
38	M20	X	.056	%26.5
39	M20	X	.058	%50
40	M19	X	.067	%14.5
41	M53	X	.085	%50
42	M14	X	.061	%62
43	M13	X	.18	%85.3
44	M11	X	.061	%62
45	M30	X	.067	%62
46	M29	X	.25	%85.3
47	M27	X	.067	%62
48	M22	X	.067	%62
49	M21	X	.25	%85.3
50	M19	X	.067	%62

Member Point Loads (BLC 7 : Full Wind Antenna (120 Deg))

	Member Label	Direction	Magnitude[k.k-ft]	Location[ft. %]
1	M14	Z	.031	%14.5
2	M13	Z	.102	%14.7
3	M12	Z	.021	%26.5
4	M12	Z	.024	%50
5	M11	Z	.031	%14.5
6	M30	Z	.034	%14.5
7	M29	Z	.136	%14.7
8	M28	Z	.032	%26.5
9	M28	Z	.032	%50
10	M27	Z	.034	%14.5
11	M22	Z	.031	%14.5
12	M21	Z	.102	%14.7
13	M20	Z	.021	%26.5
14	M20	Z	.024	%50
15	M19	Z	.031	%14.5
16	M53	Z	.048	%50
17	M14	Z	.031	%62
18	M13	Z	.102	%85.3
19	M11	Z	.031	%62
20	M30	Z	.034	%62
21	M29	Z	.136	%85.3



Company : Nexius
 Designer : Akshay Doddamani
 Job Number : VZW468547A01
 Model Name : BURLINGTON CT

Feb 26, 2020
 9:53 AM
 Checked By: Jiazhu Hu

Member Point Loads (BLC 7 : Full Wind Antenna (120 Deg)) (Continued)

	Member Label	Direction	Magnitude[k.k-ft]	Location[ft.%]
22	M27	Z	.034	%62
23	M22	Z	.031	%62
24	M21	Z	.102	%85.3
25	M19	Z	.031	%62
26	M14	X	.054	%14.5
27	M13	X	.176	%14.7
28	M12	X	.036	%26.5
29	M12	X	.041	%50
30	M11	X	.054	%14.5
31	M30	X	.059	%14.5
32	M29	X	.236	%14.7
33	M28	X	.055	%26.5
34	M28	X	.055	%50
35	M27	X	.059	%14.5
36	M22	X	.054	%14.5
37	M21	X	.176	%14.7
38	M20	X	.036	%26.5
39	M20	X	.041	%50
40	M19	X	.054	%14.5
41	M53	X	.083	%50
42	M14	X	.054	%62
43	M13	X	.176	%85.3
44	M11	X	.054	%62
45	M30	X	.059	%62
46	M29	X	.236	%85.3
47	M27	X	.059	%62
48	M22	X	.054	%62
49	M21	X	.176	%85.3
50	M19	X	.054	%62

Member Point Loads (BLC 8 : Full Wind Antenna (150 Deg))

	Member Label	Direction	Magnitude[k.k-ft]	Location[ft.%]
1	M14	Z	.058	%14.5
2	M13	Z	.216	%14.7
3	M12	Z	.049	%26.5
4	M12	Z	.05	%50
5	M11	Z	.058	%14.5
6	M30	Z	.058	%14.5
7	M29	Z	.216	%14.7
8	M28	Z	.049	%26.5
9	M28	Z	.05	%50
10	M27	Z	.058	%14.5
11	M22	Z	.053	%14.5
12	M21	Z	.156	%14.7
13	M20	Z	.03	%26.5
14	M20	Z	.037	%50
15	M19	Z	.053	%14.5
16	M53	Z	.102	%50
17	M14	Z	.058	%62
18	M13	Z	.216	%85.3
19	M11	Z	.058	%62
20	M30	Z	.058	%62
21	M29	Z	.216	%85.3
22	M27	Z	.058	%62
23	M22	Z	.053	%62
24	M21	Z	.156	%85.3



Company : Nexius
 Designer : Akshay Doddamani
 Job Number : VZW468547A01
 Model Name : BURLINGTON CT

Feb 26, 2020
 9:53 AM
 Checked By: Jiazhu Hu

Member Point Loads (BLC 8 : Full Wind Antenna (150 Deg)) (Continued)

	Member Label	Direction	Magnitude[k.k-ft]	Location[ft.%]
25	M19	Z	.053	%62
26	M14	X	.033	%14.5
27	M13	X	.125	%14.7
28	M12	X	.028	%26.5
29	M12	X	.029	%50
30	M11	X	.033	%14.5
31	M30	X	.033	%14.5
32	M29	X	.125	%14.7
33	M28	X	.028	%26.5
34	M28	X	.029	%50
35	M27	X	.033	%14.5
36	M22	X	.031	%14.5
37	M21	X	.09	%14.7
38	M20	X	.017	%26.5
39	M20	X	.021	%50
40	M19	X	.031	%14.5
41	M53	X	.059	%50
42	M14	X	.033	%62
43	M13	X	.125	%85.3
44	M11	X	.033	%62
45	M30	X	.033	%62
46	M29	X	.125	%85.3
47	M27	X	.033	%62
48	M22	X	.031	%62
49	M21	X	.09	%85.3
50	M19	X	.031	%62

Member Point Loads (BLC 15 : Ice Wind Antenna (0 Deg))

	Member Label	Direction	Magnitude[k.k-ft]	Location[ft.%]
1	M14	Z	-.029	%14.5
2	M13	Z	-.102	%14.7
3	M12	Z	-.029	%26.5
4	M12	Z	-.029	%50
5	M11	Z	-.029	%14.5
6	M30	Z	-.027	%14.5
7	M29	Z	-.084	%14.7
8	M28	Z	-.022	%26.5
9	M28	Z	-.024	%50
10	M27	Z	-.027	%14.5
11	M22	Z	-.027	%14.5
12	M21	Z	-.084	%14.7
13	M20	Z	-.022	%26.5
14	M20	Z	-.024	%50
15	M19	Z	-.027	%14.5
16	M53	Z	-.051	%50
17	M14	Z	-.029	%62
18	M13	Z	-.102	%85.3
19	M11	Z	-.029	%62
20	M30	Z	-.027	%62
21	M29	Z	-.084	%85.3
22	M27	Z	-.027	%62
23	M22	Z	-.027	%62
24	M21	Z	-.084	%85.3
25	M19	Z	-.027	%62



Company : Nexius
 Designer : Akshay Doddamani
 Job Number : VZW468547A01
 Model Name : BURLINGTON CT

Feb 26, 2020
 9:53 AM
 Checked By: Jiazhu Hu

Member Point Loads (BLC 16 : Ice Wind Antenna (30 Deg))

	Member Label	Direction	Magnitude[k.k-ft]	Location[ft.%]
1	M14	Z	-.024	%14.5
2	M13	Z	-.083	%14.7
3	M12	Z	-.023	%26.5
4	M12	Z	-.024	%50
5	M11	Z	-.024	%14.5
6	M30	Z	-.023	%14.5
7	M29	Z	-.067	%14.7
8	M28	Z	-.017	%26.5
9	M28	Z	-.019	%50
10	M27	Z	-.023	%14.5
11	M22	Z	-.024	%14.5
12	M21	Z	-.083	%14.7
13	M20	Z	-.023	%26.5
14	M20	Z	-.024	%50
15	M19	Z	-.024	%14.5
16	M53	Z	-.042	%50
17	M14	Z	-.024	%62
18	M13	Z	-.083	%85.3
19	M11	Z	-.024	%62
20	M30	Z	-.023	%62
21	M29	Z	-.067	%85.3
22	M27	Z	-.023	%62
23	M22	Z	-.024	%62
24	M21	Z	-.083	%85.3
25	M19	Z	-.024	%62
26	M14	X	.014	%14.5
27	M13	X	.048	%14.7
28	M12	X	.013	%26.5
29	M12	X	.014	%50
30	M11	X	.014	%14.5
31	M30	X	.013	%14.5
32	M29	X	.039	%14.7
33	M28	X	.01	%26.5
34	M28	X	.011	%50
35	M27	X	.013	%14.5
36	M22	X	.014	%14.5
37	M21	X	.048	%14.7
38	M20	X	.013	%26.5
39	M20	X	.014	%50
40	M19	X	.014	%14.5
41	M53	X	.024	%50
42	M14	X	.014	%62
43	M13	X	.048	%85.3
44	M11	X	.014	%62
45	M30	X	.013	%62
46	M29	X	.039	%85.3
47	M27	X	.013	%62
48	M22	X	.014	%62
49	M21	X	.048	%85.3
50	M19	X	.014	%62

Member Point Loads (BLC 17 : Ice Wind Antenna (60 Deg))

	Member Label	Direction	Magnitude[k.k-ft]	Location[ft.%]
1	M14	Z	-.014	%14.5
2	M13	Z	-.042	%14.7
3	M12	Z	-.011	%26.5



Company : Nexius
 Designer : Akshay Doddamani
 Job Number : VZW468547A01
 Model Name : BURLINGTON CT

Feb 26, 2020
 9:53 AM
 Checked By: Jiazhu Hu

Member Point Loads (BLC 17 : Ice Wind Antenna (60 Deg)) (Continued)

	Member Label	Direction	Magnitude[k,k-ft]	Location[ft,%]
4	M12	Z	-.012	%50
5	M11	Z	-.014	%14.5
6	M30	Z	-.014	%14.5
7	M29	Z	-.042	%14.7
8	M28	Z	-.011	%26.5
9	M28	Z	-.012	%50
10	M27	Z	-.014	%14.5
11	M22	Z	-.014	%14.5
12	M21	Z	-.051	%14.7
13	M20	Z	-.015	%26.5
14	M20	Z	-.015	%50
15	M19	Z	-.014	%14.5
16	M53	Z	-.021	%50
17	M14	Z	-.014	%62
18	M13	Z	-.042	%85.3
19	M11	Z	-.014	%62
20	M30	Z	-.014	%62
21	M29	Z	-.042	%85.3
22	M27	Z	-.014	%62
23	M22	Z	-.014	%62
24	M21	Z	-.051	%85.3
25	M19	Z	-.014	%62
26	M14	X	.024	%14.5
27	M13	X	.073	%14.7
28	M12	X	.019	%26.5
29	M12	X	.021	%50
30	M11	X	.024	%14.5
31	M30	X	.024	%14.5
32	M29	X	.073	%14.7
33	M28	X	.019	%26.5
34	M28	X	.021	%50
35	M27	X	.024	%14.5
36	M22	X	.025	%14.5
37	M21	X	.088	%14.7
38	M20	X	.025	%26.5
39	M20	X	.025	%50
40	M19	X	.025	%14.5
41	M53	X	.036	%50
42	M14	X	.024	%62
43	M13	X	.073	%85.3
44	M11	X	.024	%62
45	M30	X	.024	%62
46	M29	X	.073	%85.3
47	M27	X	.024	%62
48	M22	X	.025	%62
49	M21	X	.088	%85.3
50	M19	X	.025	%62

Member Point Loads (BLC 18 : Ice Wind Antenna (90 Deg))

	Member Label	Direction	Magnitude[k,k-ft]	Location[ft,%]
1	M14	Z	0	%14.5
2	M13	Z	0	%14.7
3	M12	Z	0	%26.5
4	M12	Z	0	%50
5	M11	Z	0	%14.5
6	M30	Z	0	%14.5



Member Point Loads (BLC 18 : Ice Wind Antenna (90 Deg)) (Continued)

	Member Label	Direction	Magnitude[k.k-ft]	Location[ft. %]
7	M29	Z	0	%14.7
8	M28	Z	0	%26.5
9	M28	Z	0	%50
10	M27	Z	0	%14.5
11	M22	Z	0	%14.5
12	M21	Z	0	%14.7
13	M20	Z	0	%26.5
14	M20	Z	0	%50
15	M19	Z	0	%14.5
16	M53	Z	0	%50
17	M14	Z	0	%62
18	M13	Z	0	%85.3
19	M11	Z	0	%62
20	M30	Z	0	%62
21	M29	Z	0	%85.3
22	M27	Z	0	%62
23	M22	Z	0	%62
24	M21	Z	0	%85.3
25	M19	Z	0	%62
26	M14	X	.027	%14.5
27	M13	X	.078	%14.7
28	M12	X	.019	%26.5
29	M12	X	.022	%50
30	M11	X	.027	%14.5
31	M30	X	.028	%14.5
32	M29	X	.096	%14.7
33	M28	X	.027	%26.5
34	M28	X	.028	%50
35	M27	X	.028	%14.5
36	M22	X	.028	%14.5
37	M21	X	.096	%14.7
38	M20	X	.027	%26.5
39	M20	X	.028	%50
40	M19	X	.028	%14.5
41	M53	X	.038	%50
42	M14	X	.027	%62
43	M13	X	.078	%85.3
44	M11	X	.027	%62
45	M30	X	.028	%62
46	M29	X	.096	%85.3
47	M27	X	.028	%62
48	M22	X	.028	%62
49	M21	X	.096	%85.3
50	M19	X	.028	%62

Member Point Loads (BLC 19 : Ice Wind Antenna (120 Deg))

	Member Label	Direction	Magnitude[k.k-ft]	Location[ft. %]
1	M14	Z	.014	%14.5
2	M13	Z	.042	%14.7
3	M12	Z	.011	%26.5
4	M12	Z	.012	%50
5	M11	Z	.014	%14.5
6	M30	Z	.014	%14.5
7	M29	Z	.051	%14.7
8	M28	Z	.015	%26.5
9	M28	Z	.015	%50



Company : Nexius
 Designer : Akshay Doddamani
 Job Number : VZW468547A01
 Model Name : BURLINGTON CT

Feb 26, 2020
 9:53 AM
 Checked By: Jiazhu Hu

Member Point Loads (BLC 19 : Ice Wind Antenna (120 Deg)) (Continued)

	Member Label	Direction	Magnitude[k.k-ft]	Location[ft.%]
10	M27	Z	.014	%14.5
11	M22	Z	.014	%14.5
12	M21	Z	.042	%14.7
13	M20	Z	.011	%26.5
14	M20	Z	.012	%50
15	M19	Z	.014	%14.5
16	M53	Z	.021	%50
17	M14	Z	.014	%62
18	M13	Z	.042	%85.3
19	M11	Z	.014	%62
20	M30	Z	.014	%62
21	M29	Z	.051	%85.3
22	M27	Z	.014	%62
23	M22	Z	.014	%62
24	M21	Z	.042	%85.3
25	M19	Z	.014	%62
26	M14	X	.024	%14.5
27	M13	X	.073	%14.7
28	M12	X	.019	%26.5
29	M12	X	.021	%50
30	M11	X	.024	%14.5
31	M30	X	.025	%14.5
32	M29	X	.088	%14.7
33	M28	X	.025	%26.5
34	M28	X	.025	%50
35	M27	X	.025	%14.5
36	M22	X	.024	%14.5
37	M21	X	.073	%14.7
38	M20	X	.019	%26.5
39	M20	X	.021	%50
40	M19	X	.024	%14.5
41	M53	X	.036	%50
42	M14	X	.024	%62
43	M13	X	.073	%85.3
44	M11	X	.024	%62
45	M30	X	.025	%62
46	M29	X	.088	%85.3
47	M27	X	.025	%62
48	M22	X	.024	%62
49	M21	X	.073	%85.3
50	M19	X	.024	%62

Member Point Loads (BLC 20 : Ice Wind Antenna (150 Deg))

	Member Label	Direction	Magnitude[k.k-ft]	Location[ft.%]
1	M14	Z	.024	%14.5
2	M13	Z	.042	%14.7
3	M12	Z	.011	%26.5
4	M12	Z	.012	%50
5	M11	Z	.014	%14.5
6	M30	Z	.014	%14.5
7	M29	Z	.051	%14.7
8	M28	Z	.015	%26.5
9	M28	Z	.015	%50
10	M27	Z	.014	%14.5
11	M22	Z	.014	%14.5
12	M21	Z	.042	%14.7



Company : Nexius
 Designer : Akshay Doddamani
 Job Number : VZW468547A01
 Model Name : BURLINGTON CT

Feb 26, 2020
 9:53 AM
 Checked By: Jiazhu Hu

Member Point Loads (BLC 20 : Ice Wind Antenna (150 Deg)) (Continued)

	Member Label	Direction	Magnitude[k.k-ft]	Location[ft.%]
13	M20	Z	.011	%26.5
14	M20	Z	.012	%50
15	M19	Z	.014	%14.5
16	M53	Z	.021	%50
17	M14	Z	.024	%62
18	M13	Z	.042	%85.3
19	M11	Z	.014	%62
20	M30	Z	.014	%62
21	M29	Z	.051	%85.3
22	M27	Z	.014	%62
23	M22	Z	.014	%62
24	M21	Z	.042	%85.3
25	M19	Z	.014	%62
26	M14	X	.014	%14.5
27	M13	X	.073	%14.7
28	M12	X	.019	%26.5
29	M12	X	.021	%50
30	M11	X	.024	%14.5
31	M30	X	.025	%14.5
32	M29	X	.088	%14.7
33	M28	X	.025	%26.5
34	M28	X	.025	%50
35	M27	X	.025	%14.5
36	M22	X	.024	%14.5
37	M21	X	.073	%14.7
38	M20	X	.019	%26.5
39	M20	X	.021	%50
40	M19	X	.024	%14.5
41	M53	X	.036	%50
42	M14	X	.014	%62
43	M13	X	.073	%85.3
44	M11	X	.024	%62
45	M30	X	.025	%62
46	M29	X	.088	%85.3
47	M27	X	.025	%62
48	M22	X	.024	%62
49	M21	X	.073	%85.3
50	M19	X	.024	%62

Member Point Loads (BLC 27 : Seismic Antenna (0 Deg))

	Member Label	Direction	Magnitude[k.k-ft]	Location[ft.%]
1	M14	Z	0	%38.3
2	M13	Z	-.003	%50
3	M12	Z	-.002	%26.5
4	M12	Z	-.003	%50
5	M11	Z	0	%38.3
6	M30	Z	0	%38.3
7	M29	Z	-.003	%50
8	M28	Z	-.002	%26.5
9	M28	Z	-.003	%50
10	M27	Z	0	%38.3
11	M22	Z	0	%38.3
12	M21	Z	-.003	%50
13	M20	Z	-.002	%26.5
14	M20	Z	-.003	%50
15	M19	Z	0	%38.3



Company : Nexius
 Designer : Akshay Doddamani
 Job Number : VZW468547A01
 Model Name : BURLINGTON CT

Feb 26, 2020
 9:53 AM
 Checked By: Jiazhu Hu

Member Point Loads (BLC 27 : Seismic Antenna (0 Deg)) (Continued)

	Member Label	Direction	Magnitude[k,k-ft]	Location[ft. %]
16	M53	Z	-.001	%50

Member Point Loads (BLC 28 : Seismic Antenna (90 Deg))

	Member Label	Direction	Magnitude[k,k-ft]	Location[ft. %]
1	M14	X	0	%38.3
2	M13	X	.003	%50
3	M12	X	.002	%26.5
4	M12	X	.003	%50
5	M11	X	0	%38.3
6	M30	X	0	%38.3
7	M29	X	.003	%50
8	M28	X	.002	%26.5
9	M28	X	.003	%50
10	M27	X	0	%38.3
11	M22	X	0	%38.3
12	M21	X	.003	%50
13	M20	X	.002	%26.5
14	M20	X	.003	%50
15	M19	X	0	%38.3
16	M53	X	.001	%50

Member Point Loads (BLC 41 : Seismic Vertical Antennas)

	Member Label	Direction	Magnitude[k,k-ft]	Location[ft. %]
1	M14	Y	-.003	%38.3
2	M13	Y	-.017	%50
3	M12	Y	-.014	%26.5
4	M12	Y	-.017	%50
5	M11	Y	-.003	%38.3
6	M30	Y	-.003	%38.3
7	M29	Y	-.017	%50
8	M28	Y	-.014	%26.5
9	M28	Y	-.017	%50
10	M27	Y	-.003	%38.3
11	M22	Y	-.003	%38.3
12	M21	Y	-.017	%50
13	M20	Y	-.014	%26.5
14	M20	Y	-.017	%50
15	M19	Y	-.003	%38.3
16	M53	Y	-.006	%50

Member Distributed Loads (BLC 2 : Ice Dead)

	Member Label	Direction	Start Magnitude[k/ft,F,ksf]	End Magnitude[k/ft,F,ksf]	Start Location[ft.]	End Location[ft.]
1	M1	PY	-.027	-.027	0	%100
2	M2	PY	-.027	-.027	0	%100
3	M3	PY	-.027	-.027	0	%100
4	M4	PY	-.027	-.027	0	%100
5	M5	PY	-.027	-.027	0	%100
6	M6	PY	-.027	-.027	0	%100
7	M7	PY	-.009	-.009	0	%100
8	M8	PY	-.009	-.009	0	%100
9	M9	PY	-.009	-.009	0	%100
10	M10	PY	-.009	-.009	0	%100
11	M11	PY	-.017	-.017	0	%100
12	M12	PY	-.017	-.017	0	%100



Company : Nexius
 Designer : Akshay Doddamani
 Job Number : VZW468547A01
 Model Name : BURLINGTON CT

Feb 26, 2020
 9:53 AM
 Checked By: Jiazhu Hu

Member Distributed Loads (BLC 2 : Ice Dead) (Continued)

	Member Label	Direction	Start Magnitude[k/ft,F,ksf]	End Magnitude[k/ft,F,ksf]	Start Location[ft..	End Location[ft...
13	M13	PY	-018	-018	0	%100
14	M14	PY	-017	-017	0	%100
15	M15	PY	-009	-009	0	%100
16	M16	PY	-009	-009	0	%100
17	M17	PY	-009	-009	0	%100
18	M18	PY	-009	-009	0	%100
19	M19	PY	-017	-017	0	%100
20	M20	PY	-017	-017	0	%100
21	M21	PY	-018	-018	0	%100
22	M22	PY	-017	-017	0	%100
23	M23	PY	-009	-009	0	%100
24	M24	PY	-009	-009	0	%100
25	M25	PY	-009	-009	0	%100
26	M26	PY	-009	-009	0	%100
27	M27	PY	-017	-017	0	%100
28	M28	PY	-017	-017	0	%100
29	M29	PY	-018	-018	0	%100
30	M30	PY	-017	-017	0	%100
31	M31	PY	-027	-027	0	%100
32	M32	PY	-027	-027	0	%100
33	M33	PY	-027	-027	0	%100
34	M34	PY	-017	-017	0	%100
35	M35	PY	-009	-009	0	%100
36	M36	PY	-009	-009	0	%100
37	M37	PY	-009	-009	0	%100
38	M38	PY	-009	-009	0	%100
39	M39	PY	-017	-017	0	%100
40	M40	PY	-009	-009	0	%100
41	M41	PY	-009	-009	0	%100
42	M42	PY	-009	-009	0	%100
43	M43	PY	-009	-009	0	%100
44	M44	PY	-017	-017	0	%100
45	M45	PY	-009	-009	0	%100
46	M46	PY	-009	-009	0	%100
47	M47	PY	-009	-009	0	%100
48	M48	PY	-009	-009	0	%100
49	M49	PY	-017	-017	0	%100
50	M50	PY	-017	-017	0	%100
51	M51	PY	-017	-017	0	%100
52	M52	PY	-009	-009	0	%100
53	M53	PY	-018	-018	0	%100

Member Distributed Loads (BLC 9 : Full Wind Members (0 Deg))

	Member Label	Direction	Start Magnitude[k/ft,F,ksf]	End Magnitude[k/ft,F,ksf]	Start Location[ft..	End Location[ft...
1	M1	PZ	-023	-023	0	%100
2	M2	PZ	-006	-006	0	%100
3	M3	PZ	-006	-006	0	%100
4	M4	PZ	0	0	0	%100
5	M5	PZ	-017	-017	0	%100
6	M6	PZ	-017	-017	0	%100
7	M11	PZ	-008	-008	0	%14.5
8	M12	PZ	-008	-008	0	%19.1
9	M13	PZ	-01	-01	0	%14.7
10	M14	PZ	-008	-008	0	%14.5
11	M19	PZ	-008	-008	0	%14.5
12	M20	PZ	-008	-008	0	%19.1



Company : Nexius
 Designer : Akshay Doddamani
 Job Number : VZW468547A01
 Model Name : BURLINGTON CT

Feb 26, 2020
 9:53 AM
 Checked By: Jiazhu Hu

Member Distributed Loads (BLC 9 : Full Wind Members (0 Deg)) (Continued)

Member Label	Direction	Start Magnitude[k/ft.F,ksf]	End Magnitude[k/ft.F,ksf]	Start Location[ft..	End Location[ft...
13	M21	PZ	-.01	0	%14.7
14	M22	PZ	-.008	0	%14.5
15	M27	PZ	-.008	0	%14.5
16	M28	PZ	-.008	0	%19.1
17	M29	PZ	-.01	0	%14.7
18	M30	PZ	-.008	0	%14.5
19	M31	PZ	-.016	0	%100
20	M32	PZ	-.025	0	%100
21	M33	PZ	-.025	0	%100
22	M34	PZ	-.008	0	%100
23	M39	PZ	-.002	0	%100
24	M44	PZ	-.002	0	%100
25	M49	PZ	-.002	0	%100
26	M50	PZ	-.002	0	%100
27	M51	PZ	-.008	0	%100
28	M53	PZ	-.01	0	%9.8
29	M11	PZ	-.008	%62	%100
30	M12	PZ	-.008	%57.4	%100
31	M13	PZ	-.01	%85.3	%100
32	M14	PZ	-.008	%62	%100
33	M19	PZ	-.008	%62	%100
34	M20	PZ	-.008	%57.4	%100
35	M21	PZ	-.01	%85.3	%100
36	M22	PZ	-.008	%62	%100
37	M27	PZ	-.008	%62	%100
38	M28	PZ	-.008	%57.4	%100
39	M29	PZ	-.01	%85.3	%100
40	M30	PZ	-.008	%62	%100
41	M53	PZ	-.01	%90.2	%100
42	M1	PX	0	0	%100
43	M2	PX	0	0	%100
44	M3	PX	0	0	%100
45	M4	PX	0	0	%100
46	M5	PX	0	0	%100
47	M6	PX	0	0	%100
48	M11	PX	0	0	%100
49	M12	PX	0	0	%100
50	M13	PX	0	0	%100
51	M14	PX	0	0	%100
52	M19	PX	0	0	%14.5
53	M20	PX	0	0	%19.1
54	M21	PX	0	0	%14.7
55	M22	PX	0	0	%14.5
56	M27	PX	0	0	%14.5
57	M28	PX	0	0	%19.1
58	M29	PX	0	0	%14.7
59	M30	PX	0	0	%14.5
60	M31	PX	0	0	%100
61	M32	PX	0	0	%100
62	M33	PX	0	0	%100
63	M34	PX	0	0	%100
64	M39	PX	0	0	%100
65	M44	PX	0	0	%100
66	M49	PX	0	0	%100
67	M50	PX	0	0	%100
68	M51	PX	0	0	%100
69	M53	PX	0	0	%100



Company : Nexius
 Designer : Akshay Doddamani
 Job Number : VZW468547A01
 Model Name : BURLINGTON CT

Feb 26, 2020
 9:53 AM
 Checked By: Jiazhu Hu

Member Distributed Loads (BLC 9 : Full Wind Members (0 Deg)) (Continued)

	Member Label	Direction	Start Magnitude[k/ft.F,ksf]	End Magnitude[k/ft.F,ksf]	Start Locationft.	End Locationft....
70	M19	PX	0	0	%62	%100
71	M20	PX	0	0	%57.4	%100
72	M21	PX	0	0	%85.3	%100
73	M22	PX	0	0	%62	%100
74	M27	PX	0	0	%62	%100
75	M28	PX	0	0	%57.4	%100
76	M29	PX	0	0	%85.3	%100
77	M30	PX	0	0	%62	%100

Member Distributed Loads (BLC 10 : Full Wind Members (30 Deg))

	Member Label	Direction	Start Magnitude[k/ft.F,ksf]	End Magnitude[k/ft.F,ksf]	Start Locationft.	End Locationft....
1	M1	PZ	-.015	-.015	0	%100
2	M2	PZ	-.015	-.015	0	%100
3	M3	PZ	0	0	0	%100
4	M4	PZ	-.005	-.005	0	%100
5	M5	PZ	-.005	-.005	0	%100
6	M6	PZ	-.019	-.019	0	%100
7	M11	PZ	-.007	-.007	0	%14.5
8	M12	PZ	-.007	-.007	0	%19.1
9	M13	PZ	-.008	-.008	0	%14.7
10	M14	PZ	-.007	-.007	0	%14.5
11	M19	PZ	-.007	-.007	0	%14.5
12	M20	PZ	-.007	-.007	0	%19.1
13	M21	PZ	-.008	-.008	0	%14.7
14	M22	PZ	-.007	-.007	0	%14.5
15	M27	PZ	-.007	-.007	0	%14.5
16	M28	PZ	-.007	-.007	0	%19.1
17	M29	PZ	-.008	-.008	0	%14.7
18	M30	PZ	-.007	-.007	0	%14.5
19	M31	PZ	-.017	-.017	0	%100
20	M32	PZ	-.017	-.017	0	%100
21	M33	PZ	-.024	-.024	0	%100
22	M34	PZ	-.005	-.005	0	%100
23	M39	PZ	-.005	-.005	0	%100
24	M44	PZ	0	0	0	%100
25	M49	PZ	-.005	-.005	0	%100
26	M50	PZ	0	0	0	%100
27	M51	PZ	-.005	-.005	0	%100
28	M53	PZ	-.008	-.008	0	%9.8
29	M11	PZ	-.007	-.007	%62	%100
30	M12	PZ	-.007	-.007	%57.4	%100
31	M13	PZ	-.008	-.008	%85.3	%100
32	M14	PZ	-.007	-.007	%62	%100
33	M19	PZ	-.007	-.007	%62	%100
34	M20	PZ	-.007	-.007	%57.4	%100
35	M21	PZ	-.008	-.008	%85.3	%100
36	M22	PZ	-.007	-.007	%62	%100
37	M27	PZ	-.007	-.007	%62	%100
38	M28	PZ	-.007	-.007	%57.4	%100
39	M29	PZ	-.008	-.008	%85.3	%100
40	M30	PZ	-.007	-.007	%62	%100
41	M53	PZ	-.008	-.008	%90.2	%100
42	M1	PX	.008	.008	0	%100
43	M2	PX	.008	.008	0	%100
44	M3	PX	0	0	0	%100
45	M4	PX	.003	.003	0	%100



Company : Nexius
 Designer : Akshay Doddamani
 Job Number : VZW468547A01
 Model Name : BURLINGTON CT

Feb 26, 2020
 9:54 AM
 Checked By: Jiazhu Hu

Member Distributed Loads (BLC 10 : Full Wind Members (30 Deg)) (Continued)

	Member Label	Direction	Start Magnitude[k/ft.F,ksf]	End Magnitude[k/ft.F,ksf]	Start Locationft..	End Locationft...
46	M5	PX	.003	.003	0	%100
47	M6	PX	.011	.011	0	%100
48	M11	PX	.004	.004	0	%100
49	M12	PX	.004	.004	0	%100
50	M13	PX	.005	.005	0	%100
51	M14	PX	.004	.004	0	%100
52	M19	PX	.004	.004	0	%14.5
53	M20	PX	.004	.004	0	%19.1
54	M21	PX	.005	.005	0	%14.7
55	M22	PX	.004	.004	0	%14.5
56	M27	PX	.004	.004	0	%14.5
57	M28	PX	.004	.004	0	%19.1
58	M29	PX	.005	.005	0	%14.7
59	M30	PX	.004	.004	0	%14.5
60	M31	PX	.01	.01	0	%100
61	M32	PX	.01	.01	0	%100
62	M33	PX	.014	.014	0	%100
63	M34	PX	.003	.003	0	%100
64	M39	PX	.003	.003	0	%100
65	M44	PX	0	0	0	%100
66	M49	PX	.003	.003	0	%100
67	M50	PX	0	0	0	%100
68	M51	PX	.003	.003	0	%100
69	M53	PX	.005	.005	0	%100
70	M19	PX	.004	.004	%62	%100
71	M20	PX	.004	.004	%57.4	%100
72	M21	PX	.005	.005	%85.3	%100
73	M22	PX	.004	.004	%62	%100
74	M27	PX	.004	.004	%62	%100
75	M28	PX	.004	.004	%57.4	%100
76	M29	PX	.005	.005	%85.3	%100
77	M30	PX	.004	.004	%62	%100

Member Distributed Loads (BLC 11 : Full Wind Members (60 Deg))

	Member Label	Direction	Start Magnitude[k/ft.F,ksf]	End Magnitude[k/ft.F,ksf]	Start Locationft..	End Locationft...
1	M1	PZ	-.003	-.003	0	%100
2	M2	PZ	-.011	-.011	0	%100
3	M3	PZ	-.003	-.003	0	%100
4	M4	PZ	-.008	-.008	0	%100
5	M5	PZ	0	0	0	%100
6	M6	PZ	-.008	-.008	0	%100
7	M11	PZ	-.004	-.004	0	%14.5
8	M12	PZ	-.004	-.004	0	%19.1
9	M13	PZ	-.005	-.005	0	%14.7
10	M14	PZ	-.004	-.004	0	%14.5
11	M19	PZ	-.004	-.004	0	%14.5
12	M20	PZ	-.004	-.004	0	%19.1
13	M21	PZ	-.005	-.005	0	%14.7
14	M22	PZ	-.004	-.004	0	%14.5
15	M27	PZ	-.004	-.004	0	%14.5
16	M28	PZ	-.004	-.004	0	%19.1
17	M29	PZ	-.005	-.005	0	%14.7
18	M30	PZ	-.004	-.004	0	%14.5
19	M31	PZ	-.013	-.013	0	%100
20	M32	PZ	-.008	-.008	0	%100
21	M33	PZ	-.013	-.013	0	%100



Company : Nexius
 Designer : Akshay Doddamani
 Job Number : VZW468547A01
 Model Name : BURLINGTON CT

Feb 26, 2020
 9:54 AM
 Checked By: Jiazhu Hu

Member Distributed Loads (BLC 11 : Full Wind Members (60 Deg)) (Continued)

	Member Label	Direction	Start Magnitude[k/ft.F,ksfl	End Magnitude[k/ft.F,ksfl	Start Locationft.	End Locationft...
22	M34	PZ	- .001	- .001	0	%100
23	M39	PZ	- .004	- .004	0	%100
24	M44	PZ	- .001	- .001	0	%100
25	M49	PZ	- .004	- .004	0	%100
26	M50	PZ	- .001	- .001	0	%100
27	M51	PZ	- .001	- .001	0	%100
28	M53	PZ	- .005	- .005	0	%9.8
29	M11	PZ	- .004	- .004	%62	%100
30	M12	PZ	- .004	- .004	%57.4	%100
31	M13	PZ	- .005	- .005	%85.3	%100
32	M14	PZ	- .004	- .004	%62	%100
33	M19	PZ	- .004	- .004	%62	%100
34	M20	PZ	- .004	- .004	%57.4	%100
35	M21	PZ	- .005	- .005	%85.3	%100
36	M22	PZ	- .004	- .004	%62	%100
37	M27	PZ	- .004	- .004	%62	%100
38	M28	PZ	- .004	- .004	%57.4	%100
39	M29	PZ	- .005	- .005	%85.3	%100
40	M30	PZ	- .004	- .004	%62	%100
41	M53	PZ	- .005	- .005	%90.2	%100
42	M1	PX	.005	.005	0	%100
43	M2	PX	.019	.019	0	%100
44	M3	PX	.005	.005	0	%100
45	M4	PX	.015	.015	0	%100
46	M5	PX	0	0	0	%100
47	M6	PX	.015	.015	0	%100
48	M11	PX	.007	.007	0	%100
49	M12	PX	.007	.007	0	%100
50	M13	PX	.008	.008	0	%100
51	M14	PX	.007	.007	0	%100
52	M19	PX	.007	.007	0	%14.5
53	M20	PX	.007	.007	0	%19.1
54	M21	PX	.008	.008	0	%14.7
55	M22	PX	.007	.007	0	%14.5
56	M27	PX	.007	.007	0	%14.5
57	M28	PX	.007	.007	0	%19.1
58	M29	PX	.008	.008	0	%14.7
59	M30	PX	.007	.007	0	%14.5
60	M31	PX	.022	.022	0	%100
61	M32	PX	.014	.014	0	%100
62	M33	PX	.022	.022	0	%100
63	M34	PX	.002	.002	0	%100
64	M39	PX	.007	.007	0	%100
65	M44	PX	.002	.002	0	%100
66	M49	PX	.007	.007	0	%100
67	M50	PX	.002	.002	0	%100
68	M51	PX	.002	.002	0	%100
69	M53	PX	.008	.008	0	%100
70	M19	PX	.007	.007	%62	%100
71	M20	PX	.007	.007	%57.4	%100
72	M21	PX	.008	.008	%85.3	%100
73	M22	PX	.007	.007	%62	%100
74	M27	PX	.007	.007	%62	%100
75	M28	PX	.007	.007	%57.4	%100
76	M29	PX	.008	.008	%85.3	%100
77	M30	PX	.007	.007	%62	%100



Company : Nexius
 Designer : Akshay Doddamani
 Job Number : VZW468547A01
 Model Name : BURLINGTON CT

Feb 26, 2020
 9:54 AM
 Checked By: Jiazhu Hu

Member Distributed Loads (BLC 12 : Full Wind Members (90 Deg))

	Member Label	Direction	Start Magnitude[k/ft.F,ksf]	End Magnitude[k/ft.F,ksf]	Start Locationft..	End Locationft...
1	M1	PZ	0	0	0	%100
2	M2	PZ	0	0	0	%100
3	M3	PZ	0	0	0	%100
4	M4	PZ	0	0	0	%100
5	M5	PZ	0	0	0	%100
6	M6	PZ	0	0	0	%100
7	M11	PZ	0	0	0	%14.5
8	M12	PZ	0	0	0	%19.1
9	M13	PZ	0	0	0	%14.7
10	M14	PZ	0	0	0	%14.5
11	M19	PZ	0	0	0	%14.5
12	M20	PZ	0	0	0	%19.1
13	M21	PZ	0	0	0	%14.7
14	M22	PZ	0	0	0	%14.5
15	M27	PZ	0	0	0	%14.5
16	M28	PZ	0	0	0	%19.1
17	M29	PZ	0	0	0	%14.7
18	M30	PZ	0	0	0	%14.5
19	M31	PZ	0	0	0	%100
20	M32	PZ	0	0	0	%100
21	M33	PZ	0	0	0	%100
22	M34	PZ	0	0	0	%100
23	M39	PZ	0	0	0	%100
24	M44	PZ	0	0	0	%100
25	M49	PZ	0	0	0	%100
26	M50	PZ	0	0	0	%100
27	M51	PZ	0	0	0	%100
28	M53	PZ	0	0	0	%9.8
29	M11	PZ	0	0	%62	%100
30	M12	PZ	0	0	%57.4	%100
31	M13	PZ	0	0	%85.3	%100
32	M14	PZ	0	0	%62	%100
33	M19	PZ	0	0	%62	%100
34	M20	PZ	0	0	%57.4	%100
35	M21	PZ	0	0	%85.3	%100
36	M22	PZ	0	0	%62	%100
37	M27	PZ	0	0	%62	%100
38	M28	PZ	0	0	%57.4	%100
39	M29	PZ	0	0	%85.3	%100
40	M30	PZ	0	0	%62	%100
41	M53	PZ	0	0	%90.2	%100
42	M1	PX	0	0	0	%100
43	M2	PX	.017	.017	0	%100
44	M3	PX	.017	.017	0	%100
45	M4	PX	.023	.023	0	%100
46	M5	PX	.006	.006	0	%100
47	M6	PX	.006	.006	0	%100
48	M11	PX	.008	.008	0	%100
49	M12	PX	.008	.008	0	%100
50	M13	PX	.01	.01	0	%100
51	M14	PX	.008	.008	0	%100
52	M19	PX	.008	.008	0	%14.5
53	M20	PX	.008	.008	0	%19.1
54	M21	PX	.01	.01	0	%14.7
55	M22	PX	.008	.008	0	%14.5
56	M27	PX	.008	.008	0	%14.5
57	M28	PX	.008	.008	0	%19.1



Company : Nexius
 Designer : Akshay Doddamani
 Job Number : VZW468547A01
 Model Name : BURLINGTON CT

Feb 26, 2020
 9:54 AM
 Checked By: Jiazhu Hu

Member Distributed Loads (BLC 12 : Full Wind Members (90 Deg)) (Continued)

	Member Label	Direction	Start Magnitude[k/ft.F,ksf]	End Magnitude[k/ft.F,ksf]	Start Locationft..	End Locationft...
58	M29	PX	.01	.01	0	%14.7
59	M30	PX	.008	.008	0	%14.5
60	M31	PX	.028	.028	0	%100
61	M32	PX	.019	.019	0	%100
62	M33	PX	.019	.019	0	%100
63	M34	PX	0	0	0	%100
64	M39	PX	.006	.006	0	%100
65	M44	PX	.006	.006	0	%100
66	M49	PX	.006	.006	0	%100
67	M50	PX	.006	.006	0	%100
68	M51	PX	0	0	0	%100
69	M53	PX	.01	.01	0	%100
70	M19	PX	.008	.008	%62	%100
71	M20	PX	.008	.008	%57.4	%100
72	M21	PX	.01	.01	%85.3	%100
73	M22	PX	.008	.008	%62	%100
74	M27	PX	.008	.008	%62	%100
75	M28	PX	.008	.008	%57.4	%100
76	M29	PX	.01	.01	%85.3	%100
77	M30	PX	.008	.008	%62	%100

Member Distributed Loads (BLC 13 : Full Wind Members (120 Deg))

	Member Label	Direction	Start Magnitude[k/ft.F,ksf]	End Magnitude[k/ft.F,ksf]	Start Locationft..	End Locationft...
1	M1	PZ	.003	.003	0	%100
2	M2	PZ	.003	.003	0	%100
3	M3	PZ	.011	.011	0	%100
4	M4	PZ	.008	.008	0	%100
5	M5	PZ	.008	.008	0	%100
6	M6	PZ	0	0	0	%100
7	M11	PZ	.004	.004	0	%14.5
8	M12	PZ	.004	.004	0	%19.1
9	M13	PZ	.005	.005	0	%14.7
10	M14	PZ	.004	.004	0	%14.5
11	M19	PZ	.004	.004	0	%14.5
12	M20	PZ	.004	.004	0	%19.1
13	M21	PZ	.005	.005	0	%14.7
14	M22	PZ	.004	.004	0	%14.5
15	M27	PZ	.004	.004	0	%14.5
16	M28	PZ	.004	.004	0	%19.1
17	M29	PZ	.005	.005	0	%14.7
18	M30	PZ	.004	.004	0	%14.5
19	M31	PZ	.013	.013	0	%100
20	M32	PZ	.013	.013	0	%100
21	M33	PZ	.008	.008	0	%100
22	M34	PZ	.001	.001	0	%100
23	M39	PZ	.001	.001	0	%100
24	M44	PZ	.004	.004	0	%100
25	M49	PZ	.001	.001	0	%100
26	M50	PZ	.004	.004	0	%100
27	M51	PZ	.001	.001	0	%100
28	M53	PZ	.005	.005	0	%9.8
29	M11	PZ	.004	.004	%62	%100
30	M12	PZ	.004	.004	%57.4	%100
31	M13	PZ	.005	.005	%85.3	%100
32	M14	PZ	.004	.004	%62	%100
33	M19	PZ	.004	.004	%62	%100



Company : Nexius
 Designer : Akshay Doddamani
 Job Number : VZW468547A01
 Model Name : BURLINGTON CT

Feb 26, 2020
 9:54 AM
 Checked By: Jiazhu Hu

Member Distributed Loads (BLC 13 : Full Wind Members (120 Deg)) (Continued)

	Member Label	Direction	Start Magnitude[k/ft.F,ksf]	End Magnitude[k/ft.F,ksf]	Start Locationft..	End Locationft...
34	M20	PZ	.004	.004	%57.4	%100
35	M21	PZ	.005	.005	%85.3	%100
36	M22	PZ	.004	.004	%62	%100
37	M27	PZ	.004	.004	%62	%100
38	M28	PZ	.004	.004	%57.4	%100
39	M29	PZ	.005	.005	%85.3	%100
40	M30	PZ	.004	.004	%62	%100
41	M53	PZ	.005	.005	%90.2	%100
42	M1	PX	.005	.005	0	%100
43	M2	PX	.005	.005	0	%100
44	M3	PX	.019	.019	0	%100
45	M4	PX	.015	.015	0	%100
46	M5	PX	.015	.015	0	%100
47	M6	PX	0	0	0	%100
48	M11	PX	.007	.007	0	%100
49	M12	PX	.007	.007	0	%100
50	M13	PX	.008	.008	0	%100
51	M14	PX	.007	.007	0	%100
52	M19	PX	.007	.007	0	%14.5
53	M20	PX	.007	.007	0	%19.1
54	M21	PX	.008	.008	0	%14.7
55	M22	PX	.007	.007	0	%14.5
56	M27	PX	.007	.007	0	%14.5
57	M28	PX	.007	.007	0	%19.1
58	M29	PX	.008	.008	0	%14.7
59	M30	PX	.007	.007	0	%14.5
60	M31	PX	.022	.022	0	%100
61	M32	PX	.022	.022	0	%100
62	M33	PX	.014	.014	0	%100
63	M34	PX	.002	.002	0	%100
64	M39	PX	.002	.002	0	%100
65	M44	PX	.007	.007	0	%100
66	M49	PX	.002	.002	0	%100
67	M50	PX	.007	.007	0	%100
68	M51	PX	.002	.002	0	%100
69	M53	PX	.008	.008	0	%100
70	M19	PX	.007	.007	%62	%100
71	M20	PX	.007	.007	%57.4	%100
72	M21	PX	.008	.008	%85.3	%100
73	M22	PX	.007	.007	%62	%100
74	M27	PX	.007	.007	%62	%100
75	M28	PX	.007	.007	%57.4	%100
76	M29	PX	.008	.008	%85.3	%100
77	M30	PX	.007	.007	%62	%100

Member Distributed Loads (BLC 14 : Full Wind Members (150 Deg))

	Member Label	Direction	Start Magnitude[k/ft.F,ksf]	End Magnitude[k/ft.F,ksf]	Start Locationft..	End Locationft...
1	M1	PZ	.015	.015	0	%100
2	M2	PZ	0	0	0	%100
3	M3	PZ	.015	.015	0	%100
4	M4	PZ	.005	.005	0	%100
5	M5	PZ	.019	.019	0	%100
6	M6	PZ	.005	.005	0	%100
7	M11	PZ	.007	.007	0	%14.5
8	M12	PZ	.007	.007	0	%19.1
9	M13	PZ	.008	.008	0	%14.7



Company : Nexius
 Designer : Akshay Doddamani
 Job Number : VZW468547A01
 Model Name : BURLINGTON CT

Feb 26, 2020
 9:54 AM
 Checked By: Jiazhu Hu

Member Distributed Loads (BLC 14 : Full Wind Members (150 Deg)) (Continued)

	Member Label	Direction	Start Magnitude(k/ft,F,ksfl	End Magnitude(k/ft,F,ksfl	Start Locationft..	End Locationft...
10	M14	PZ	.007	.007	0	%14.5
11	M19	PZ	.007	.007	0	%14.5
12	M20	PZ	.007	.007	0	%19.1
13	M21	PZ	.008	.008	0	%14.7
14	M22	PZ	.007	.007	0	%14.5
15	M27	PZ	.007	.007	0	%14.5
16	M28	PZ	.007	.007	0	%19.1
17	M29	PZ	.008	.008	0	%14.7
18	M30	PZ	.007	.007	0	%14.5
19	M31	PZ	.017	.017	0	%100
20	M32	PZ	.024	.024	0	%100
21	M33	PZ	.017	.017	0	%100
22	M34	PZ	.005	.005	0	%100
23	M39	PZ	0	0	0	%100
24	M44	PZ	.005	.005	0	%100
25	M49	PZ	0	0	0	%100
26	M50	PZ	.005	.005	0	%100
27	M51	PZ	.005	.005	0	%100
28	M53	PZ	.008	.008	0	%9.8
29	M11	PZ	.007	.007	%62	%100
30	M12	PZ	.007	.007	%57.4	%100
31	M13	PZ	.008	.008	%85.3	%100
32	M14	PZ	.007	.007	%62	%100
33	M19	PZ	.007	.007	%62	%100
34	M20	PZ	.007	.007	%57.4	%100
35	M21	PZ	.008	.008	%85.3	%100
36	M22	PZ	.007	.007	%62	%100
37	M27	PZ	.007	.007	%62	%100
38	M28	PZ	.007	.007	%57.4	%100
39	M29	PZ	.008	.008	%85.3	%100
40	M30	PZ	.007	.007	%62	%100
41	M53	PZ	.008	.008	%90.2	%100
42	M1	PX	.008	.008	0	%100
43	M2	PX	0	0	0	%100
44	M3	PX	.008	.008	0	%100
45	M4	PX	.003	.003	0	%100
46	M5	PX	.011	.011	0	%100
47	M6	PX	.003	.003	0	%100
48	M11	PX	.004	.004	0	%100
49	M12	PX	.004	.004	0	%100
50	M13	PX	.005	.005	0	%100
51	M14	PX	.004	.004	0	%100
52	M19	PX	.004	.004	0	%14.5
53	M20	PX	.004	.004	0	%19.1
54	M21	PX	.005	.005	0	%14.7
55	M22	PX	.004	.004	0	%14.5
56	M27	PX	.004	.004	0	%14.5
57	M28	PX	.004	.004	0	%19.1
58	M29	PX	.005	.005	0	%14.7
59	M30	PX	.004	.004	0	%14.5
60	M31	PX	.01	.01	0	%100
61	M32	PX	.014	.014	0	%100
62	M33	PX	.01	.01	0	%100
63	M34	PX	.003	.003	0	%100
64	M39	PX	0	0	0	%100
65	M44	PX	.003	.003	0	%100
66	M49	PX	0	0	0	%100



Company : Nexius
 Designer : Akshay Doddamani
 Job Number : VZW468547A01
 Model Name : BURLINGTON CT

Feb 26, 2020
 9:54 AM
 Checked By: Jiazhu Hu

Member Distributed Loads (BLC 14 : Full Wind Members (150 Deg)) (Continued)

	Member Label	Direction	Start Magnitude[k/ft.F,ksf]	End Magnitude[k/ft.F,ksf]	Start Location[ft..	End Location[ft...
67	M50	PX	.003	.003	0	%100
68	M51	PX	.003	.003	0	%100
69	M53	PX	.005	.005	0	%100
70	M19	PX	.004	.004	%62	%100
71	M20	PX	.004	.004	%57.4	%100
72	M21	PX	.005	.005	%85.3	%100
73	M22	PX	.004	.004	%62	%100
74	M27	PX	.004	.004	%62	%100
75	M28	PX	.004	.004	%57.4	%100
76	M29	PX	.005	.005	%85.3	%100
77	M30	PX	.004	.004	%62	%100

Member Distributed Loads (BLC 21 : Ice Wind Members (0 Deg))

	Member Label	Direction	Start Magnitude[k/ft.F,ksf]	End Magnitude[k/ft.F,ksf]	Start Location[ft..	End Location[ft...
1	M1	PZ	-.01	-.01	0	%100
2	M2	PZ	-.003	-.003	0	%100
3	M3	PZ	-.003	-.003	0	%100
4	M4	PZ	0	0	0	%100
5	M5	PZ	-.008	-.008	0	%100
6	M6	PZ	-.008	-.008	0	%100
7	M7	PZ	0	0	0	%100
8	M8	PZ	0	0	0	%100
9	M9	PZ	0	0	0	%100
10	M10	PZ	0	0	0	%100
11	M11	PZ	-.007	-.007	0	%14.5
12	M12	PZ	-.007	-.007	0	%19.1
13	M13	PZ	-.008	-.008	0	%14.7
14	M14	PZ	-.007	-.007	0	%14.5
15	M15	PZ	-.009	-.009	0	%100
16	M16	PZ	-.009	-.009	0	%100
17	M17	PZ	-.009	-.009	0	%100
18	M18	PZ	-.009	-.009	0	%100
19	M19	PZ	-.007	-.007	0	%14.5
20	M20	PZ	-.007	-.007	0	%19.1
21	M21	PZ	-.008	-.008	0	%14.7
22	M22	PZ	-.007	-.007	0	%14.5
23	M23	PZ	-.009	-.009	0	%100
24	M24	PZ	-.009	-.009	0	%100
25	M25	PZ	-.009	-.009	0	%100
26	M26	PZ	-.009	-.009	0	%100
27	M27	PZ	-.007	-.007	0	%14.5
28	M28	PZ	-.007	-.007	0	%19.1
29	M29	PZ	-.008	-.008	0	%14.7
30	M30	PZ	-.007	-.007	0	%14.5
31	M31	PZ	-.008	-.008	0	%100
32	M32	PZ	-.012	-.012	0	%100
33	M33	PZ	-.012	-.012	0	%100
34	M34	PZ	-.007	-.007	0	%100
35	M35	PZ	0	0	0	%100
36	M36	PZ	0	0	0	%100
37	M37	PZ	0	0	0	%100
38	M38	PZ	0	0	0	%100
39	M39	PZ	-.002	-.002	0	%100
40	M40	PZ	-.009	-.009	0	%100
41	M41	PZ	-.009	-.009	0	%100
42	M42	PZ	-.009	-.009	0	%100



Company : Nexius
 Designer : Akshay Doddamani
 Job Number : VZW468547A01
 Model Name : BURLINGTON CT

Feb 26, 2020
 9:54 AM
 Checked By: Jiazhu Hu

Member Distributed Loads (BLC 21 : Ice Wind Members (0 Deg)) (Continued)

Member Label	Direction	Start Magnitude[k/ft.F,ksf]	End Magnitude[k/ft.F,ksf]	Start Locationft..	End Locationft....
100	M34	PX	0	0	%100
101	M35	PX	0	0	%100
102	M36	PX	0	0	%100
103	M37	PX	0	0	%100
104	M38	PX	0	0	%100
105	M39	PX	0	0	%100
106	M40	PX	0	0	%100
107	M41	PX	0	0	%100
108	M42	PX	0	0	%100
109	M43	PX	0	0	%100
110	M44	PX	0	0	%100
111	M45	PX	0	0	%100
112	M46	PX	0	0	%100
113	M47	PX	0	0	%100
114	M48	PX	0	0	%100
115	M49	PX	0	0	%100
116	M50	PX	0	0	%100
117	M51	PX	0	0	%100
118	M52	PX	0	0	%100
119	M53	PX	0	0	%100
120	M19	PX	0	0	%62
121	M20	PX	0	0	%57.4
122	M21	PX	0	0	%85.3
123	M22	PX	0	0	%62
124	M27	PX	0	0	%62
125	M28	PX	0	0	%57.4
126	M29	PX	0	0	%85.3
127	M30	PX	0	0	%62

Member Distributed Loads (BLC 22 : Ice Wind Members (30 Deg))

Member Label	Direction	Start Magnitude[k/ft.F,ksf]	End Magnitude[k/ft.F,ksf]	Start Locationft..	End Locationft....
1	M1	PZ	-0.08	0	%100
2	M2	PZ	-0.05	0	%100
3	M3	PZ	-0.01	0	%100
4	M4	PZ	-0.01	0	%100
5	M5	PZ	-0.05	0	%100
6	M6	PZ	-0.08	0	%100
7	M7	PZ	0	0	%100
8	M8	PZ	0	0	%100
9	M9	PZ	0	0	%100
10	M10	PZ	0	0	%100
11	M11	PZ	-0.06	0	%14.5
12	M12	PZ	-0.06	0	%19.1
13	M13	PZ	-0.07	0	%14.7
14	M14	PZ	-0.06	0	%14.5
15	M15	PZ	-0.08	0	%100
16	M16	PZ	-0.08	0	%100
17	M17	PZ	-0.08	0	%100
18	M18	PZ	-0.08	0	%100
19	M19	PZ	-0.06	0	%14.5
20	M20	PZ	-0.06	0	%19.1
21	M21	PZ	-0.07	0	%14.7
22	M22	PZ	-0.06	0	%14.5
23	M23	PZ	-0.08	0	%100
24	M24	PZ	-0.08	0	%100
25	M25	PZ	-0.08	0	%100



Company : Nexius
 Designer : Akshay Doddamani
 Job Number : VZW468547A01
 Model Name : BURLINGTON CT

Feb 26, 2020
 9:54 AM
 Checked By: Jiazhu Hu

Member Distributed Loads (BLC 22 : Ice Wind Members (30 Deg)) (Continued)

Member Label	Direction	Start Magnitude[k/ft.F,ksfl	End Magnitude[k/ft.F,ksfl	Start Locationft.	End Locationft...
26	M26	PZ	-.008	0	%100
27	M27	PZ	-.006	0	%14.5
28	M28	PZ	-.006	0	%19.1
29	M29	PZ	-.007	0	%14.7
30	M30	PZ	-.006	0	%14.5
31	M31	PZ	-.008	0	%100
32	M32	PZ	-.008	0	%100
33	M33	PZ	-.011	0	%100
34	M34	PZ	-.005	0	%100
35	M35	PZ	0	0	%100
36	M36	PZ	0	0	%100
37	M37	PZ	0	0	%100
38	M38	PZ	0	0	%100
39	M39	PZ	-.002	0	%100
40	M40	PZ	-.008	0	%100
41	M41	PZ	-.008	0	%100
42	M42	PZ	-.008	0	%100
43	M43	PZ	-.008	0	%100
44	M44	PZ	-.001	0	%100
45	M45	PZ	-.008	0	%100
46	M46	PZ	-.008	0	%100
47	M47	PZ	-.008	0	%100
48	M48	PZ	-.008	0	%100
49	M49	PZ	-.003	0	%100
50	M50	PZ	-.001	0	%100
51	M51	PZ	-.007	0	%100
52	M52	PZ	-.025	0	%100
53	M53	PZ	-.008	0	%9.8
54	M11	PZ	-.006	%62	%100
55	M12	PZ	-.006	%57.4	%100
56	M13	PZ	-.007	%85.3	%100
57	M14	PZ	-.006	%62	%100
58	M19	PZ	-.006	%62	%100
59	M20	PZ	-.006	%57.4	%100
60	M21	PZ	-.007	%85.3	%100
61	M22	PZ	-.006	%62	%100
62	M27	PZ	-.006	%62	%100
63	M28	PZ	-.006	%57.4	%100
64	M29	PZ	-.007	%85.3	%100
65	M30	PZ	-.006	%62	%100
66	M53	PZ	-.008	%90.2	%100
67	M1	PX	.005	0	%100
68	M2	PX	.003	0	%100
69	M3	PX	.001	0	%100
70	M4	PX	.001	0	%100
71	M5	PX	.003	0	%100
72	M6	PX	.005	0	%100
73	M7	PX	0	0	%100
74	M8	PX	0	0	%100
75	M9	PX	0	0	%100
76	M10	PX	0	0	%100
77	M11	PX	.004	0	%100
78	M12	PX	.004	0	%100
79	M13	PX	.004	0	%100
80	M14	PX	.004	0	%100
81	M15	PX	.005	0	%100
82	M16	PX	.005	0	%100



Company : Nexius
 Designer : Akshay Doddamani
 Job Number : VZW468547A01
 Model Name : BURLINGTON CT

Feb 26, 2020
 9:54 AM
 Checked By: Jiazhu Hu

Member Distributed Loads (BLC 22 : Ice Wind Members (30 Deg)) (Continued)

	Member Label	Direction	Start Magnitude[k/ft,F,ksf]	End Magnitude[k/ft,F,ksf]	Start Location[ft..	End Location[ft...
83	M17	PX	.005	.005	0	%100
84	M18	PX	.005	.005	0	%100
85	M19	PX	.004	.004	0	%14.5
86	M20	PX	.004	.004	0	%19.1
87	M21	PX	.004	.004	0	%14.7
88	M22	PX	.004	.004	0	%14.5
89	M23	PX	.005	.005	0	%100
90	M24	PX	.005	.005	0	%100
91	M25	PX	.005	.005	0	%100
92	M26	PX	.005	.005	0	%100
93	M27	PX	.004	.004	0	%14.5
94	M28	PX	.004	.004	0	%19.1
95	M29	PX	.004	.004	0	%14.7
96	M30	PX	.004	.004	0	%14.5
97	M31	PX	.005	.005	0	%100
98	M32	PX	.005	.005	0	%100
99	M33	PX	.006	.006	0	%100
100	M34	PX	.003	.003	0	%100
101	M35	PX	0	0	0	%100
102	M36	PX	0	0	0	%100
103	M37	PX	0	0	0	%100
104	M38	PX	0	0	0	%100
105	M39	PX	.001	.001	0	%100
106	M40	PX	.005	.005	0	%100
107	M41	PX	.005	.005	0	%100
108	M42	PX	.005	.005	0	%100
109	M43	PX	.005	.005	0	%100
110	M44	PX	.001	.001	0	%100
111	M45	PX	.005	.005	0	%100
112	M46	PX	.005	.005	0	%100
113	M47	PX	.005	.005	0	%100
114	M48	PX	.005	.005	0	%100
115	M49	PX	.002	.002	0	%100
116	M50	PX	.001	.001	0	%100
117	M51	PX	.004	.004	0	%100
118	M52	PX	.015	.015	0	%100
119	M53	PX	.005	.005	0	%100
120	M19	PX	.004	.004	%62	%100
121	M20	PX	.004	.004	%57.4	%100
122	M21	PX	.004	.004	%85.3	%100
123	M22	PX	.004	.004	%62	%100
124	M27	PX	.004	.004	%62	%100
125	M28	PX	.004	.004	%57.4	%100
126	M29	PX	.004	.004	%85.3	%100
127	M30	PX	.004	.004	%62	%100

Member Distributed Loads (BLC 23 : Ice Wind Members (60 Deg))

	Member Label	Direction	Start Magnitude[k/ft,F,ksf]	End Magnitude[k/ft,F,ksf]	Start Location[ft..	End Location[ft...
1	M1	PZ	-.003	-.003	0	%100
2	M2	PZ	-.003	-.003	0	%100
3	M3	PZ	-.001	-.001	0	%100
4	M4	PZ	-.002	-.002	0	%100
5	M5	PZ	-.002	-.002	0	%100
6	M6	PZ	-.004	-.004	0	%100
7	M7	PZ	0	0	0	%100
8	M8	PZ	0	0	0	%100



Company : Nexius
 Designer : Akshay Doddamani
 Job Number : VZW468547A01
 Model Name : BURLINGTON CT

Feb 26, 2020
 9:54 AM
 Checked By: Jiazhu Hu

Member Distributed Loads (BLC 23 : Ice Wind Members (60 Deg)) (Continued)

	Member Label	Direction	Start Magnitude[k/ft.F.ksf]	End Magnitude[k/ft.F.ksf]	Start Location[ft.]	End Location[ft.]
9	M9	PZ	0	0	0	%100
10	M10	PZ	0	0	0	%100
11	M11	PZ	-.004	-.004	0	%14.5
12	M12	PZ	-.004	-.004	0	%19.1
13	M13	PZ	-.004	-.004	0	%14.7
14	M14	PZ	-.004	-.004	0	%14.5
15	M15	PZ	-.005	-.005	0	%100
16	M16	PZ	-.005	-.005	0	%100
17	M17	PZ	-.005	-.005	0	%100
18	M18	PZ	-.005	-.005	0	%100
19	M19	PZ	-.004	-.004	0	%14.5
20	M20	PZ	-.004	-.004	0	%19.1
21	M21	PZ	-.004	-.004	0	%14.7
22	M22	PZ	-.004	-.004	0	%14.5
23	M23	PZ	-.005	-.005	0	%100
24	M24	PZ	-.005	-.005	0	%100
25	M25	PZ	-.005	-.005	0	%100
26	M26	PZ	-.005	-.005	0	%100
27	M27	PZ	-.004	-.004	0	%14.5
28	M28	PZ	-.004	-.004	0	%19.1
29	M29	PZ	-.004	-.004	0	%14.7
30	M30	PZ	-.004	-.004	0	%14.5
31	M31	PZ	-.006	-.006	0	%100
32	M32	PZ	-.004	-.004	0	%100
33	M33	PZ	-.006	-.006	0	%100
34	M34	PZ	-.003	-.003	0	%100
35	M35	PZ	0	0	0	%100
36	M36	PZ	0	0	0	%100
37	M37	PZ	0	0	0	%100
38	M38	PZ	0	0	0	%100
39	M39	PZ	-.002	-.002	0	%100
40	M40	PZ	-.005	-.005	0	%100
41	M41	PZ	-.005	-.005	0	%100
42	M42	PZ	-.005	-.005	0	%100
43	M43	PZ	-.005	-.005	0	%100
44	M44	PZ	-.001	-.001	0	%100
45	M45	PZ	-.005	-.005	0	%100
46	M46	PZ	-.005	-.005	0	%100
47	M47	PZ	-.005	-.005	0	%100
48	M48	PZ	-.005	-.005	0	%100
49	M49	PZ	-.002	-.002	0	%100
50	M50	PZ	-.001	-.001	0	%100
51	M51	PZ	-.004	-.004	0	%100
52	M52	PZ	-.015	-.015	0	%100
53	M53	PZ	-.005	-.005	0	%9.8
54	M11	PZ	-.004	-.004	%62	%100
55	M12	PZ	-.004	-.004	%57.4	%100
56	M13	PZ	-.004	-.004	%85.3	%100
57	M14	PZ	-.004	-.004	%62	%100
58	M19	PZ	-.004	-.004	%62	%100
59	M20	PZ	-.004	-.004	%57.4	%100
60	M21	PZ	-.004	-.004	%85.3	%100
61	M22	PZ	-.004	-.004	%62	%100
62	M27	PZ	-.004	-.004	%62	%100
63	M28	PZ	-.004	-.004	%57.4	%100
64	M29	PZ	-.004	-.004	%85.3	%100
65	M30	PZ	-.004	-.004	%62	%100



Company : Nexius
 Designer : Akshay Doddamani
 Job Number : VZW468547A01
 Model Name : BURLINGTON CT

Feb 26, 2020
 9:54 AM
 Checked By: Jiazhu Hu

Member Distributed Loads (BLC 23 : Ice Wind Members (60 Deg)) (Continued)

Member Label	Direction	Start Magnitude[k/ft.F,ksfl	End Magnitude[k/ft.F,ksfl	Start Locationft...	End Locationft...
66	M53	PZ	-.005	-.005	%90.2 %100
67	M1	PX	.005	.005	0 %100
68	M2	PX	.006	.006	0 %100
69	M3	PX	.002	.002	0 %100
70	M4	PX	.004	.004	0 %100
71	M5	PX	.003	.003	0 %100
72	M6	PX	.007	.007	0 %100
73	M7	PX	0	0	0 %100
74	M8	PX	0	0	0 %100
75	M9	PX	0	0	0 %100
76	M10	PX	0	0	0 %100
77	M11	PX	.006	.006	0 %100
78	M12	PX	.006	.006	0 %100
79	M13	PX	.007	.007	0 %100
80	M14	PX	.006	.006	0 %100
81	M15	PX	.008	.008	0 %100
82	M16	PX	.008	.008	0 %100
83	M17	PX	.008	.008	0 %100
84	M18	PX	.008	.008	0 %100
85	M19	PX	.006	.006	0 %14.5
86	M20	PX	.006	.006	0 %19.1
87	M21	PX	.007	.007	0 %14.7
88	M22	PX	.006	.006	0 %14.5
89	M23	PX	.008	.008	0 %100
90	M24	PX	.008	.008	0 %100
91	M25	PX	.008	.008	0 %100
92	M26	PX	.008	.008	0 %100
93	M27	PX	.006	.006	0 %14.5
94	M28	PX	.006	.006	0 %19.1
95	M29	PX	.007	.007	0 %14.7
96	M30	PX	.006	.006	0 %14.5
97	M31	PX	.01	.01	0 %100
98	M32	PX	.007	.007	0 %100
99	M33	PX	.01	.01	0 %100
100	M34	PX	.005	.005	0 %100
101	M35	PX	0	0	0 %100
102	M36	PX	0	0	0 %100
103	M37	PX	0	0	0 %100
104	M38	PX	0	0	0 %100
105	M39	PX	.003	.003	0 %100
106	M40	PX	.008	.008	0 %100
107	M41	PX	.008	.008	0 %100
108	M42	PX	.008	.008	0 %100
109	M43	PX	.008	.008	0 %100
110	M44	PX	.001	.001	0 %100
111	M45	PX	.008	.008	0 %100
112	M46	PX	.008	.008	0 %100
113	M47	PX	.008	.008	0 %100
114	M48	PX	.008	.008	0 %100
115	M49	PX	.003	.003	0 %100
116	M50	PX	.002	.002	0 %100
117	M51	PX	.006	.006	0 %100
118	M52	PX	.025	.025	0 %100
119	M53	PX	.008	.008	0 %100
120	M19	PX	.006	.006	%62 %100
121	M20	PX	.006	.006	%57.4 %100
122	M21	PX	.007	.007	%85.3 %100



Company : Nexius
 Designer : Akshay Doddamani
 Job Number : VZW468547A01
 Model Name : BURLINGTON CT

Feb 26, 2020
 9:54 AM
 Checked By: Jiazhu Hu

Member Distributed Loads (BLC 23 : Ice Wind Members (60 Deg)) (Continued)

	Member Label	Direction	Start Magnitude[k/ft.F,ksf]	End Magnitude[k/ft.F,ksf]	Start Location[ft..	End Location[ft...
123	M22	PX	.006	.006	%62	%100
124	M27	PX	.006	.006	%62	%100
125	M28	PX	.006	.006	%57.4	%100
126	M29	PX	.007	.007	%85.3	%100
127	M30	PX	.006	.006	%62	%100

Member Distributed Loads (BLC 24 : Ice Wind Members (90 Deg))

	Member Label	Direction	Start Magnitude[k/ft.F,ksf]	End Magnitude[k/ft.F,ksf]	Start Location[ft..	End Location[ft...
1	M1	PZ	0	0	0	%100
2	M2	PZ	0	0	0	%100
3	M3	PZ	0	0	0	%100
4	M4	PZ	0	0	0	%100
5	M5	PZ	0	0	0	%100
6	M6	PZ	0	0	0	%100
7	M7	PZ	0	0	0	%100
8	M8	PZ	0	0	0	%100
9	M9	PZ	0	0	0	%100
10	M10	PZ	0	0	0	%100
11	M11	PZ	0	0	0	%14.5
12	M12	PZ	0	0	0	%19.1
13	M13	PZ	0	0	0	%14.7
14	M14	PZ	0	0	0	%14.5
15	M15	PZ	0	0	0	%100
16	M16	PZ	0	0	0	%100
17	M17	PZ	0	0	0	%100
18	M18	PZ	0	0	0	%100
19	M19	PZ	0	0	0	%14.5
20	M20	PZ	0	0	0	%19.1
21	M21	PZ	0	0	0	%14.7
22	M22	PZ	0	0	0	%14.5
23	M23	PZ	0	0	0	%100
24	M24	PZ	0	0	0	%100
25	M25	PZ	0	0	0	%100
26	M26	PZ	0	0	0	%100
27	M27	PZ	0	0	0	%14.5
28	M28	PZ	0	0	0	%19.1
29	M29	PZ	0	0	0	%14.7
30	M30	PZ	0	0	0	%14.5
31	M31	PZ	0	0	0	%100
32	M32	PZ	0	0	0	%100
33	M33	PZ	0	0	0	%100
34	M34	PZ	0	0	0	%100
35	M35	PZ	0	0	0	%100
36	M36	PZ	0	0	0	%100
37	M37	PZ	0	0	0	%100
38	M38	PZ	0	0	0	%100
39	M39	PZ	0	0	0	%100
40	M40	PZ	0	0	0	%100
41	M41	PZ	0	0	0	%100
42	M42	PZ	0	0	0	%100
43	M43	PZ	0	0	0	%100
44	M44	PZ	0	0	0	%100
45	M45	PZ	0	0	0	%100
46	M46	PZ	0	0	0	%100
47	M47	PZ	0	0	0	%100
48	M48	PZ	0	0	0	%100



Company : Nexius
 Designer : Akshay Doddamani
 Job Number : VZW468547A01
 Model Name : BURLINGTON CT

Feb 26, 2020
 9:54 AM
 Checked By: Jiazhu Hu

Member Distributed Loads (BLC 24 : Ice Wind Members (90 Deg)) (Continued)

Member Label	Direction	Start Magnitude[k/ft,F,ksf]	End Magnitude[k/ft,F,ksf]	Start Location[ft..	End Location[ft...
49	M49	PZ	0	0	%100
50	M50	PZ	0	0	%100
51	M51	PZ	0	0	%100
52	M52	PZ	0	0	%100
53	M53	PZ	0	0	%9.8
54	M11	PZ	0	0	%62
55	M12	PZ	0	0	%57.4
56	M13	PZ	0	0	%85.3
57	M14	PZ	0	0	%62
58	M19	PZ	0	0	%62
59	M20	PZ	0	0	%57.4
60	M21	PZ	0	0	%85.3
61	M22	PZ	0	0	%62
62	M27	PZ	0	0	%62
63	M28	PZ	0	0	%57.4
64	M29	PZ	0	0	%85.3
65	M30	PZ	0	0	%62
66	M53	PZ	0	0	%90.2
67	M1	PX	.005	.005	0
68	M2	PX	.005	.005	0
69	M3	PX	.005	.005	0
70	M4	PX	.006	.006	0
71	M5	PX	.005	.005	0
72	M6	PX	.005	.005	0
73	M7	PX	0	0	0
74	M8	PX	0	0	0
75	M9	PX	0	0	0
76	M10	PX	0	0	0
77	M11	PX	.007	.007	0
78	M12	PX	.007	.007	0
79	M13	PX	.008	.008	0
80	M14	PX	.007	.007	0
81	M15	PX	.009	.009	0
82	M16	PX	.009	.009	0
83	M17	PX	.009	.009	0
84	M18	PX	.009	.009	0
85	M19	PX	.007	.007	0
86	M20	PX	.007	.007	0
87	M21	PX	.008	.008	0
88	M22	PX	.007	.007	0
89	M23	PX	.009	.009	0
90	M24	PX	.009	.009	0
91	M25	PX	.009	.009	0
92	M26	PX	.009	.009	0
93	M27	PX	.007	.007	0
94	M28	PX	.007	.007	0
95	M29	PX	.008	.008	0
96	M30	PX	.007	.007	0
97	M31	PX	.013	.013	0
98	M32	PX	.009	.009	0
99	M33	PX	.009	.009	0
100	M34	PX	.005	.005	0
101	M35	PX	0	0	0
102	M36	PX	0	0	0
103	M37	PX	0	0	0
104	M38	PX	0	0	0
105	M39	PX	.003	.003	0



Company : Nexus
 Designer : Akshay Doddamani
 Job Number : VZW468547A01
 Model Name : BURLINGTON CT

Feb 26, 2020
 9:54 AM
 Checked By: Jiazhu Hu

Member Distributed Loads (BLC 24 : Ice Wind Members (90 Deg)) (Continued)

	Member Label	Direction	Start Magnitude[k/ft,F,ksf]	End Magnitude[k/ft,F,ksf]	Start Locationft...	End Locationft...
106	M40	PX	.009	.009	0	%100
107	M41	PX	.009	.009	0	%100
108	M42	PX	.009	.009	0	%100
109	M43	PX	.009	.009	0	%100
110	M44	PX	.003	.003	0	%100
111	M45	PX	.009	.009	0	%100
112	M46	PX	.009	.009	0	%100
113	M47	PX	.009	.009	0	%100
114	M48	PX	.009	.009	0	%100
115	M49	PX	.003	.003	0	%100
116	M50	PX	.003	.003	0	%100
117	M51	PX	.007	.007	0	%100
118	M52	PX	.029	.029	0	%100
119	M53	PX	.009	.009	0	%100
120	M19	PX	.007	.007	%62	%100
121	M20	PX	.007	.007	%57.4	%100
122	M21	PX	.008	.008	%85.3	%100
123	M22	PX	.007	.007	%62	%100
124	M27	PX	.007	.007	%62	%100
125	M28	PX	.007	.007	%57.4	%100
126	M29	PX	.008	.008	%85.3	%100
127	M30	PX	.007	.007	%62	%100

Member Distributed Loads (BLC 25 : Ice Wind Members (120 Deg))

	Member Label	Direction	Start Magnitude[k/ft,F,ksf]	End Magnitude[k/ft,F,ksf]	Start Locationft...	End Locationft...
1	M1	PZ	.003	.003	0	%100
2	M2	PZ	.001	.001	0	%100
3	M3	PZ	.003	.003	0	%100
4	M4	PZ	.002	.002	0	%100
5	M5	PZ	.004	.004	0	%100
6	M6	PZ	.002	.002	0	%100
7	M7	PZ	0	0	0	%100
8	M8	PZ	0	0	0	%100
9	M9	PZ	0	0	0	%100
10	M10	PZ	0	0	0	%100
11	M11	PZ	.004	.004	0	%14.5
12	M12	PZ	.004	.004	0	%19.1
13	M13	PZ	.004	.004	0	%14.7
14	M14	PZ	.004	.004	0	%14.5
15	M15	PZ	.005	.005	0	%100
16	M16	PZ	.005	.005	0	%100
17	M17	PZ	.005	.005	0	%100
18	M18	PZ	.005	.005	0	%100
19	M19	PZ	.004	.004	0	%14.5
20	M20	PZ	.004	.004	0	%19.1
21	M21	PZ	.004	.004	0	%14.7
22	M22	PZ	.004	.004	0	%14.5
23	M23	PZ	.005	.005	0	%100
24	M24	PZ	.005	.005	0	%100
25	M25	PZ	.005	.005	0	%100
26	M26	PZ	.005	.005	0	%100
27	M27	PZ	.004	.004	0	%14.5
28	M28	PZ	.004	.004	0	%19.1
29	M29	PZ	.004	.004	0	%14.7
30	M30	PZ	.004	.004	0	%14.5
31	M31	PZ	.006	.006	0	%100



Company : Nexius
 Designer : Akshay Doddamani
 Job Number : VZW468547A01
 Model Name : BURLINGTON CT

Feb 26, 2020
 9:54 AM
 Checked By: Jiazhu Hu

Member Distributed Loads (BLC 25 : Ice Wind Members (120 Deg)) (Continued)

Member Label	Direction	Start Magnitude[k/ft.F,ksfl	End Magnitude[k/ft.F,ksfl	Start Locationft..	End Locationft...
32	M32	PZ	.006	.006	0 %100
33	M33	PZ	.004	.004	0 %100
34	M34	PZ	.003	.003	0 %100
35	M35	PZ	0	0	0 %100
36	M36	PZ	0	0	0 %100
37	M37	PZ	0	0	0 %100
38	M38	PZ	0	0	0 %100
39	M39	PZ	.001	.001	0 %100
40	M40	PZ	.005	.005	0 %100
41	M41	PZ	.005	.005	0 %100
42	M42	PZ	.005	.005	0 %100
43	M43	PZ	.005	.005	0 %100
44	M44	PZ	.002	.002	0 %100
45	M45	PZ	.005	.005	0 %100
46	M46	PZ	.005	.005	0 %100
47	M47	PZ	.005	.005	0 %100
48	M48	PZ	.005	.005	0 %100
49	M49	PZ	.001	.001	0 %100
50	M50	PZ	.002	.002	0 %100
51	M51	PZ	.004	.004	0 %100
52	M52	PZ	.015	.015	0 %100
53	M53	PZ	.005	.005	0 %9.8
54	M11	PZ	.004	.004	%62 %100
55	M12	PZ	.004	.004	%57.4 %100
56	M13	PZ	.004	.004	%85.3 %100
57	M14	PZ	.004	.004	%62 %100
58	M19	PZ	.004	.004	%62 %100
59	M20	PZ	.004	.004	%57.4 %100
60	M21	PZ	.004	.004	%85.3 %100
61	M22	PZ	.004	.004	%62 %100
62	M27	PZ	.004	.004	%62 %100
63	M28	PZ	.004	.004	%57.4 %100
64	M29	PZ	.004	.004	%85.3 %100
65	M30	PZ	.004	.004	%62 %100
66	M53	PZ	.005	.005	%90.2 %100
67	M1	PX	.005	.005	0 %100
68	M2	PX	.002	.002	0 %100
69	M3	PX	.006	.006	0 %100
70	M4	PX	.004	.004	0 %100
71	M5	PX	.007	.007	0 %100
72	M6	PX	.003	.003	0 %100
73	M7	PX	0	0	0 %100
74	M8	PX	0	0	0 %100
75	M9	PX	0	0	0 %100
76	M10	PX	0	0	0 %100
77	M11	PX	.006	.006	0 %100
78	M12	PX	.006	.006	0 %100
79	M13	PX	.007	.007	0 %100
80	M14	PX	.006	.006	0 %100
81	M15	PX	.008	.008	0 %100
82	M16	PX	.008	.008	0 %100
83	M17	PX	.008	.008	0 %100
84	M18	PX	.008	.008	0 %100
85	M19	PX	.006	.006	0 %14.5
86	M20	PX	.006	.006	0 %19.1
87	M21	PX	.007	.007	0 %14.7
88	M22	PX	.006	.006	0 %14.5



Company : Nexus
 Designer : Akshay Doddamani
 Job Number : VZW468547A01
 Model Name : BURLINGTON CT

Feb 26, 2020
 9:54 AM
 Checked By: Jiazhu Hu

Member Distributed Loads (BLC 25 : Ice Wind Members (120 Deg)) (Continued)

	Member Label	Direction	Start Magnitude[k/ft,F,ksf]	End Magnitude[k/ft,F,ksf]	Start Location[ft..	End Location[ft...
89	M23	PX	.008	.008	0	%100
90	M24	PX	.008	.008	0	%100
91	M25	PX	.008	.008	0	%100
92	M26	PX	.008	.008	0	%100
93	M27	PX	.006	.006	0	%14.5
94	M28	PX	.006	.006	0	%19.1
95	M29	PX	.007	.007	0	%14.7
96	M30	PX	.006	.006	0	%14.5
97	M31	PX	.01	.01	0	%100
98	M32	PX	.01	.01	0	%100
99	M33	PX	.007	.007	0	%100
100	M34	PX	.005	.005	0	%100
101	M35	PX	0	0	0	%100
102	M36	PX	0	0	0	%100
103	M37	PX	0	0	0	%100
104	M38	PX	0	0	0	%100
105	M39	PX	.001	.001	0	%100
106	M40	PX	.008	.008	0	%100
107	M41	PX	.008	.008	0	%100
108	M42	PX	.008	.008	0	%100
109	M43	PX	.008	.008	0	%100
110	M44	PX	.003	.003	0	%100
111	M45	PX	.008	.008	0	%100
112	M46	PX	.008	.008	0	%100
113	M47	PX	.008	.008	0	%100
114	M48	PX	.008	.008	0	%100
115	M49	PX	.002	.002	0	%100
116	M50	PX	.003	.003	0	%100
117	M51	PX	.006	.006	0	%100
118	M52	PX	.025	.025	0	%100
119	M53	PX	.008	.008	0	%100
120	M19	PX	.006	.006	%62	%100
121	M20	PX	.006	.006	%57.4	%100
122	M21	PX	.007	.007	%85.3	%100
123	M22	PX	.006	.006	%62	%100
124	M27	PX	.006	.006	%62	%100
125	M28	PX	.006	.006	%57.4	%100
126	M29	PX	.007	.007	%85.3	%100
127	M30	PX	.006	.006	%62	%100

Member Distributed Loads (BLC 26 : Ice Wind Members (150 Deg))

	Member Label	Direction	Start Magnitude[k/ft,F,ksf]	End Magnitude[k/ft,F,ksf]	Start Location[ft..	End Location[ft...
1	M1	PZ	.008	.008	0	%100
2	M2	PZ	.001	.001	0	%100
3	M3	PZ	.005	.005	0	%100
4	M4	PZ	.001	.001	0	%100
5	M5	PZ	.008	.008	0	%100
6	M6	PZ	.005	.005	0	%100
7	M7	PZ	0	0	0	%100
8	M8	PZ	0	0	0	%100
9	M9	PZ	0	0	0	%100
10	M10	PZ	0	0	0	%100
11	M11	PZ	.006	.006	0	%14.5
12	M12	PZ	.006	.006	0	%19.1
13	M13	PZ	.007	.007	0	%14.7
14	M14	PZ	.006	.006	0	%14.5



Company : Nexius
 Designer : Akshay Doddamani
 Job Number : VZW468547A01
 Model Name : BURLINGTON CT

Feb 26, 2020
 9:54 AM
 Checked By: Jiazhu Hu

Member Distributed Loads (BLC 26 : Ice Wind Members (150 Deg)) (Continued)

Member Label	Direction	Start Magnitude[k/ft.F.ksf]	End Magnitude[k/ft.F.ksf]	Start Locationft.	End Locationft....
72	M6	PX	.003	.003	0 %100
73	M7	PX	0	0	0 %100
74	M8	PX	0	0	0 %100
75	M9	PX	0	0	0 %100
76	M10	PX	0	0	0 %100
77	M11	PX	.004	.004	0 %100
78	M12	PX	.004	.004	0 %100
79	M13	PX	.004	.004	0 %100
80	M14	PX	.004	.004	0 %100
81	M15	PX	.005	.005	0 %100
82	M16	PX	.005	.005	0 %100
83	M17	PX	.005	.005	0 %100
84	M18	PX	.005	.005	0 %100
85	M19	PX	.004	.004	0 %14.5
86	M20	PX	.004	.004	0 %19.1
87	M21	PX	.004	.004	0 %14.7
88	M22	PX	.004	.004	0 %14.5
89	M23	PX	.005	.005	0 %100
90	M24	PX	.005	.005	0 %100
91	M25	PX	.005	.005	0 %100
92	M26	PX	.005	.005	0 %100
93	M27	PX	.004	.004	0 %14.5
94	M28	PX	.004	.004	0 %19.1
95	M29	PX	.004	.004	0 %14.7
96	M30	PX	.004	.004	0 %14.5
97	M31	PX	.005	.005	0 %100
98	M32	PX	.006	.006	0 %100
99	M33	PX	.005	.005	0 %100
100	M34	PX	.003	.003	0 %100
101	M35	PX	0	0	0 %100
102	M36	PX	0	0	0 %100
103	M37	PX	0	0	0 %100
104	M38	PX	0	0	0 %100
105	M39	PX	.001	.001	0 %100
106	M40	PX	.005	.005	0 %100
107	M41	PX	.005	.005	0 %100
108	M42	PX	.005	.005	0 %100
109	M43	PX	.005	.005	0 %100
110	M44	PX	.001	.001	0 %100
111	M45	PX	.005	.005	0 %100
112	M46	PX	.005	.005	0 %100
113	M47	PX	.005	.005	0 %100
114	M48	PX	.005	.005	0 %100
115	M49	PX	.001	.001	0 %100
116	M50	PX	.002	.002	0 %100
117	M51	PX	.004	.004	0 %100
118	M52	PX	.015	.015	0 %100
119	M53	PX	.005	.005	0 %100
120	M19	PX	.004	.004	%62 %100
121	M20	PX	.004	.004	%57.4 %100
122	M21	PX	.004	.004	%85.3 %100
123	M22	PX	.004	.004	%62 %100
124	M27	PX	.004	.004	%62 %100
125	M28	PX	.004	.004	%57.4 %100
126	M29	PX	.004	.004	%85.3 %100
127	M30	PX	.004	.004	%62 %100



Company : Nexius
 Designer : Akshay Doddamani
 Job Number : VZW468547A01
 Model Name : BURLINGTON CT

Feb 26, 2020
 9:54 AM
 Checked By: Jiazhu Hu

Member Distributed Loads (BLC 48 : BLC 1 Transient Area Loads) (Continued)

	Member Label	Direction	Start Magnitude[k/ft.F,ksf]	End Magnitude[k/ft.F,ksf]	Start Locationft..	End Locationft...
58	M3	Y	-0.05	-0.06	2.353	2.779
59	M3	Y	-0.06	-0.06	2.779	3.205
60	M3	Y	-0.06	-0.06	3.205	3.631
61	M3	Y	-0.06	-0.06	3.631	4.058
62	M3	Y	-0.06	-0.06	4.058	4.484
63	M3	Y	-0.06	-0.06	4.484	4.91
64	M3	Y	-0.06	-0.06	4.91	5.337
65	M3	Y	-0.06	-0.06	5.337	5.763
66	M3	Y	-0.06	-0.06	5.763	6.189
67	M3	Y	-0.06	-0.06	6.189	6.615
68	M3	Y	-0.06	-0.06	6.615	7.042
69	M3	Y	-0.06	-0.06	7.042	7.468
70	M3	Y	-0.06	-0.06	7.468	7.894
71	M3	Y	-0.06	-0.06	7.894	8.321
72	M3	Y	-0.06	-0.06	8.321	8.747
73	M3	Y	-0.06	-0.06	8.747	9.173
74	M3	Y	-0.06	-0.06	9.173	9.599
75	M3	Y	-0.06	-0.06	9.599	10.026
76	M3	Y	-0.06	-0.06	10.026	10.452
77	M3	Y	-0.06	-0.06	10.452	10.878
78	M3	Y	-0.06	-0.06	10.878	11.304
79	M3	Y	-0.06	-0.05	11.304	11.731
80	M3	Y	-0.05	-0.03	11.731	12.157
81	M3	Y	-0.03	-0.03	12.157	12.583

Member Distributed Loads (BLC 49 : BLC 2 Transient Area Loads)

	Member Label	Direction	Start Magnitude[k/ft.F,ksf]	End Magnitude[k/ft.F,ksf]	Start Locationft..	End Locationft...
1	M1	Y	-0.11	-0.11	1.5	1.926
2	M1	Y	-0.11	-0.16	1.926	2.353
3	M1	Y	-0.16	-0.22	2.353	2.779
4	M1	Y	-0.22	-0.22	2.779	3.205
5	M1	Y	-0.22	-0.22	3.205	3.631
6	M1	Y	-0.22	-0.22	3.631	4.058
7	M1	Y	-0.22	-0.22	4.058	4.484
8	M1	Y	-0.22	-0.22	4.484	4.91
9	M1	Y	-0.22	-0.22	4.91	5.337
10	M1	Y	-0.22	-0.22	5.337	5.763
11	M1	Y	-0.22	-0.22	5.763	6.189
12	M1	Y	-0.22	-0.22	6.189	6.615
13	M1	Y	-0.22	-0.22	6.615	7.042
14	M1	Y	-0.22	-0.22	7.042	7.468
15	M1	Y	-0.22	-0.22	7.468	7.894
16	M1	Y	-0.22	-0.22	7.894	8.321
17	M1	Y	-0.22	-0.22	8.321	8.747
18	M1	Y	-0.22	-0.22	8.747	9.173
19	M1	Y	-0.22	-0.22	9.173	9.599
20	M1	Y	-0.22	-0.22	9.599	10.026
21	M1	Y	-0.22	-0.22	10.026	10.452
22	M1	Y	-0.22	-0.22	10.452	10.878
23	M1	Y	-0.22	-0.22	10.878	11.304
24	M1	Y	-0.22	-0.16	11.304	11.731
25	M1	Y	-0.16	-0.11	11.731	12.157
26	M1	Y	-0.11	-0.11	12.157	12.583
27	M5	Y	-0.25	-0.25	4.555	5.293
28	M6	Y	-0.25	-0.25	4.555	5.293
29	M2	Y	-0.11	-0.11	1.5	1.926



Company : Nexius
 Designer : Akshay Doddamani
 Job Number : VZW468547A01
 Model Name : BURLINGTON CT

Feb 26, 2020
 9:54 AM
 Checked By: Jiazhu Hu

Member Area Loads (BLC 1 : Dead)

	Joint A	Joint B	Joint C	Joint D	Direction	Distribution	Magnitude[ksf]
1	N62	N66	N67	N64	Y	Two Way	-.007
2	N66A	N67	N69	N67A	Y	Two Way	-.007
3	N70	N69	N66	N71	Y	Two Way	-.007

Member Area Loads (BLC 2 : Ice Dead)

	Joint A	Joint B	Joint C	Joint D	Direction	Distribution	Magnitude[ksf]
1	N62	N66	N67	N64	Y	Two Way	-.025
2	N66A	N67	N69	N67A	Y	Two Way	-.025
3	N70	N69	N66	N71	Y	Two Way	-.025

Basic Load Cases

	BLC Description	Category	X Gravity	Y Gravity	Z Gravity	Joint	Point	Distrib...	Area(Me...	Surface(...
1	Dead	None		-1			16		3	
2	Ice Dead	None					16	53	3	
3	Full Wind Antenna (0 Deg)	None					25			
4	Full Wind Antenna (30 Deg)	None					50			
5	Full Wind Antenna (60 Deg)	None					50			
6	Full Wind Antenna (90 Deg)	None					50			
7	Full Wind Antenna (120 Deg)	None					50			
8	Full Wind Antenna (150 Deg)	None					50			
9	Full Wind Members (0 Deg)	None						77		
10	Full Wind Members (30 Deg)	None						77		
11	Full Wind Members (60 Deg)	None						77		
12	Full Wind Members (90 Deg)	None						77		
13	Full Wind Members (120 Deg)	None						77		
14	Full Wind Members (150 Deg)	None						77		
15	Ice Wind Antenna (0 Deg)	None					25			
16	Ice Wind Antenna (30 Deg)	None					50			
17	Ice Wind Antenna (60 Deg)	None					50			
18	Ice Wind Antenna (90 Deg)	None					50			
19	Ice Wind Antenna (120 Deg)	None					50			
20	Ice Wind Antenna (150 Deg)	None					50			
21	Ice Wind Members (0 Deg)	None						127		
22	Ice Wind Members (30 Deg)	None						127		
23	Ice Wind Members (60 Deg)	None						127		
24	Ice Wind Members (90 Deg)	None						127		
25	Ice Wind Members (120 Deg)	None						127		
26	Ice Wind Members (150 Deg)	None						127		
27	Seismic Antenna (0 Deg)	None					16			
28	Seismic Antenna (90 Deg)	None					16			
29	Seismic Members (0 Deg)	None			-.03					
30	Seismic Members (30 Deg)	None	.015		-.026					
31	Seismic Members (60 Deg)	None	.026		-.015					
32	Seismic Members (90 Deg)	None	.03							
33	Seismic Members (120 Deg)	None	.026		.015					
34	Seismic Members (150 Deg)	None	.015		.026					
35	Seismic Members (180 Deg)	None			.03					
36	Seismic Members (210 Deg)	None	-.015		.026					
37	Seismic Members (240 Deg)	None	-.026		.015					
38	Seismic Members (270 Deg)	None	-.03							
39	Seismic Members (300 Deg)	None	-.026		-.015					
40	Seismic Members (330 Deg)	None	-.015		-.026					
41	Seismic Vertical Antennas	None					16			
42	Man 1 (500 lbs)	None				1				



Company : Nexius
 Designer : Akshay Doddamani
 Job Number : VZW468547A01
 Model Name : BURLINGTON CT

Feb 26, 2020
 9:54 AM
 Checked By: Jiazhu Hu

Basic Load Cases (Continued)

	BLC Description	Category	X Gravity	Y Gravity	Z Gravity	Joint	Point	Distribut...	Area(Me...	Surface(...
43	Man 2 (500 lbs)	None				1				
44	Man 3 (500 lbs)	None				1				
45	Man 4 (250 lbs)	None				1				
46	Man 5 (250 lbs)	None				1				
47	Man 6 (250 lbs)	None				1				
48	BLC 1 Transient Area Loads	None						81		
49	BLC 2 Transient Area Loads	None						81		

Load Combinations

	Description	So...	P...	S...	BLCFac...	BLCFac...	BLCFac...	BLCFac...	BLCFac...	BLCFac...	BLCFac...	BLCFac...	BLCFac...	BLCFac...	BLCFac...
1	1.4D	Yes	Y		1	1.4									
2	1.2D + 1.6W 0°	Yes	Y		1	1.2	3	1.6	9	1.6					
3	1.2D + 1.6W 30°	Yes	Y		1	1.2	4	1.6	10	1.6					
4	1.2D + 1.6W 60°	Yes	Y		1	1.2	5	1.6	11	1.6					
5	1.2D + 1.6W 90°	Yes	Y		1	1.2	6	1.6	12	1.6					
6	1.2D + 1.6W 120°	Yes	Y		1	1.2	7	1.6	13	1.6					
7	1.2D + 1.6W 150°	Yes	Y		1	1.2	8	1.6	14	1.6					
8	1.2D + 1.6W 180°	Yes	Y		1	1.2	3	-1.6	9	-1.6					
9	1.2D + 1.6W 210°	Yes	Y		1	1.2	4	-1.6	10	-1.6					
10	1.2D + 1.6W 240°	Yes	Y		1	1.2	5	-1.6	11	-1.6					
11	1.2D + 1.6W 270°	Yes	Y		1	1.2	6	-1.6	12	-1.6					
12	1.2D + 1.6W 300°	Yes	Y		1	1.2	7	-1.6	13	-1.6					
13	1.2D + 1.6W 330°	Yes	Y		1	1.2	8	-1.6	14	-1.6					
14	1.2D + 1.0Di + 1.0Wi ...	Yes	Y		1	1.2	2	1	15	1	21	1			
15	1.2D + 1.0Di + 1.0Wi ...	Yes	Y		1	1.2	2	1	16	1	22	1			
16	1.2D + 1.0Di + 1.0Wi ...	Yes	Y		1	1.2	2	1	17	1	23	1			
17	1.2D + 1.0Di + 1.0Wi ...	Yes	Y		1	1.2	2	1	18	1	24	1			
18	1.2D + 1.0Di + 1.0Wi ...	Yes	Y		1	1.2	2	1	19	1	25	1			
19	1.2D + 1.0Di + 1.0Wi ...	Yes	Y		1	1.2	2	1	20	1	26	1			
20	1.2D + 1.0Di + 1.0Wi ...	Yes	Y		1	1.2	2	1	15	-1	21	-1			
21	1.2D + 1.0Di + 1.0Wi ...	Yes	Y		1	1.2	2	1	16	-1	22	-1			
22	1.2D + 1.0Di + 1.0Wi ...	Yes	Y		1	1.2	2	1	17	-1	23	-1			
23	1.2D + 1.0Di + 1.0Wi ...	Yes	Y		1	1.2	2	1	18	-1	24	-1			
24	1.2D + 1.0Di + 1.0Wi ...	Yes	Y		1	1.2	2	1	19	-1	25	-1			
25	1.2D + 1.0Di + 1.0Wi ...	Yes	Y		1	1.2	2	1	20	-1	26	-1			
26	1.2D + 1.5Lm_1 + 1.0...	Yes	Y		1	1.2	3	.095	9	.095	42	1.5			
27	1.2D + 1.5Lm_1 + 1.0...	Yes	Y		1	1.2	4	.095	10	.095	42	1.5			
28	1.2D + 1.5Lm_1 + 1.0...	Yes	Y		1	1.2	5	.095	11	.095	42	1.5			
29	1.2D + 1.5Lm_1 + 1.0...	Yes	Y		1	1.2	6	.095	12	.095	42	1.5			
30	1.2D + 1.5Lm_1 + 1.0...	Yes	Y		1	1.2	7	.095	13	.095	42	1.5			
31	1.2D + 1.5Lm_1 + 1.0...	Yes	Y		1	1.2	8	.095	14	.095	42	1.5			
32	1.2D + 1.5Lm_1 + 1.0...	Yes	Y		1	1.2	3	-.095	9	-.095	42	1.5			
33	1.2D + 1.5Lm_1 + 1.0...	Yes	Y		1	1.2	4	-.095	10	-.095	42	1.5			
34	1.2D + 1.5Lm_1 + 1.0...	Yes	Y		1	1.2	5	-.095	11	-.095	42	1.5			
35	1.2D + 1.5Lm_1 + 1.0...	Yes	Y		1	1.2	6	-.095	12	-.095	42	1.5			
36	1.2D + 1.5Lm_1 + 1.0...	Yes	Y		1	1.2	7	-.095	13	-.095	42	1.5			
37	1.2D + 1.5Lm_1 + 1.0...	Yes	Y		1	1.2	8	-.095	14	-.095	42	1.5			
38	1.2D + 1.5Lm_2 + 1.0...	Yes	Y		1	1.2	3	.095	9	.095	43	1.5			
39	1.2D + 1.5Lm_2 + 1.0...	Yes	Y		1	1.2	4	.095	10	.095	43	1.5			
40	1.2D + 1.5Lm_2 + 1.0...	Yes	Y		1	1.2	5	.095	11	.095	43	1.5			
41	1.2D + 1.5Lm_2 + 1.0...	Yes	Y		1	1.2	6	.095	12	.095	43	1.5			
42	1.2D + 1.5Lm_2 + 1.0...	Yes	Y		1	1.2	7	.095	13	.095	43	1.5			
43	1.2D + 1.5Lm_2 + 1.0...	Yes	Y		1	1.2	8	.095	14	.095	43	1.5			
44	1.2D + 1.5Lm_2 + 1.0...	Yes	Y		1	1.2	3	-.095	9	-.095	43	1.5			
45	1.2D + 1.5Lm_2 + 1.0...	Yes	Y		1	1.2	4	-.095	10	-.095	43	1.5			



Company : Nexius
 Designer : Akshay Doddamani
 Job Number : VZW468547A01
 Model Name : BURLINGTON CT

Feb 26, 2020
 9:54 AM
 Checked By: Jiazhu Hu

Load Combinations (Continued)

	Description	So.	P...	S...	BLCFac.	BLCFac.	BLCFac.	BLCFac.	BLCFac.	BLCFac.	BLCFac.	BLCFac.	BLCFac.	BLCFac.	BLCFac.
46	1.2D + 1.5Lm 2 + 1.0.	Yes	Y		1	1.2	5	-.095	11	-.095	43	1.5			
47	1.2D + 1.5Lm 2 + 1.0.	Yes	Y		1	1.2	6	-.095	12	-.095	43	1.5			
48	1.2D + 1.5Lm 2 + 1.0.	Yes	Y		1	1.2	7	-.095	13	-.095	43	1.5			
49	1.2D + 1.5Lm 2 + 1.0.	Yes	Y		1	1.2	8	-.095	14	-.095	43	1.5			
50	1.2D + 1.5Lm 3 + 1.0.	Yes	Y		1	1.2	3	.095	9	.095	44	1.5			
51	1.2D + 1.5Lm 3 + 1.0.	Yes	Y		1	1.2	4	.095	10	.095	44	1.5			
52	1.2D + 1.5Lm 3 + 1.0.	Yes	Y		1	1.2	5	.095	11	.095	44	1.5			
53	1.2D + 1.5Lm 3 + 1.0.	Yes	Y		1	1.2	6	.095	12	.095	44	1.5			
54	1.2D + 1.5Lm 3 + 1.0.	Yes	Y		1	1.2	7	.095	13	.095	44	1.5			
55	1.2D + 1.5Lm 3 + 1.0.	Yes	Y		1	1.2	8	.095	14	.095	44	1.5			
56	1.2D + 1.5Lm 3 + 1.0.	Yes	Y		1	1.2	3	-.095	9	-.095	44	1.5			
57	1.2D + 1.5Lm 3 + 1.0.	Yes	Y		1	1.2	4	-.095	10	-.095	44	1.5			
58	1.2D + 1.5Lm 3 + 1.0.	Yes	Y		1	1.2	5	-.095	11	-.095	44	1.5			
59	1.2D + 1.5Lm 3 + 1.0.	Yes	Y		1	1.2	6	-.095	12	-.095	44	1.5			
60	1.2D + 1.5Lm 3 + 1.0.	Yes	Y		1	1.2	7	-.095	13	-.095	44	1.5			
61	1.2D + 1.5Lm 3 + 1.0.	Yes	Y		1	1.2	8	-.095	14	-.095	44	1.5			
62	1.2D + 1.5Lv 1 0°	Yes	Y		1	1.2	45	1.5							
63	1.2D + 1.5Lv 1 30°	Yes	Y		1	1.2	45	1.5							
64	1.2D + 1.5Lv 1 60°	Yes	Y		1	1.2	45	1.5							
65	1.2D + 1.5Lv 1 90°	Yes	Y		1	1.2	45	1.5							
66	1.2D + 1.5Lv 1 120°	Yes	Y		1	1.2	45	1.5							
67	1.2D + 1.5Lv 1 150°	Yes	Y		1	1.2	45	1.5							
68	1.2D + 1.5Lv 1 180°	Yes	Y		1	1.2	45	1.5							
69	1.2D + 1.5Lv 1 210°	Yes	Y		1	1.2	45	1.5							
70	1.2D + 1.5Lv 1 240°	Yes	Y		1	1.2	45	1.5							
71	1.2D + 1.5Lv 1 270°	Yes	Y		1	1.2	45	1.5							
72	1.2D + 1.5Lv 1 300°	Yes	Y		1	1.2	45	1.5							
73	1.2D + 1.5Lv 1 330°	Yes	Y		1	1.2	45	1.5							
74	1.2D + 1.5Lv 2 0°	Yes	Y		1	1.2	46	1.5							
75	1.2D + 1.5Lv 2 30°	Yes	Y		1	1.2	46	1.5							
76	1.2D + 1.5Lv 2 60°	Yes	Y		1	1.2	46	1.5							
77	1.2D + 1.5Lv 2 90°	Yes	Y		1	1.2	46	1.5							
78	1.2D + 1.5Lv 2 120°	Yes	Y		1	1.2	46	1.5							
79	1.2D + 1.5Lv 2 150°	Yes	Y		1	1.2	46	1.5							
80	1.2D + 1.5Lv 2 180°	Yes	Y		1	1.2	46	1.5							
81	1.2D + 1.5Lv 2 210°	Yes	Y		1	1.2	46	1.5							
82	1.2D + 1.5Lv 2 240°	Yes	Y		1	1.2	46	1.5							
83	1.2D + 1.5Lv 2 270°	Yes	Y		1	1.2	46	1.5							
84	1.2D + 1.5Lv 2 300°	Yes	Y		1	1.2	46	1.5							
85	1.2D + 1.5Lv 2 330°	Yes	Y		1	1.2	46	1.5							
86	1.2D + 1.5Lv 3 0°	Yes	Y		1	1.2	47	1.5							
87	1.2D + 1.5Lv 3 30°	Yes	Y		1	1.2	47	1.5							
88	1.2D + 1.5Lv 3 60°	Yes	Y		1	1.2	47	1.5							
89	1.2D + 1.5Lv 3 90°	Yes	Y		1	1.2	47	1.5							
90	1.2D + 1.5Lv 3 120°	Yes	Y		1	1.2	47	1.5							
91	1.2D + 1.5Lv 3 150°	Yes	Y		1	1.2	47	1.5							
92	1.2D + 1.5Lv 3 180°	Yes	Y		1	1.2	47	1.5							
93	1.2D + 1.5Lv 3 210°	Yes	Y		1	1.2	47	1.5							
94	1.2D + 1.5Lv 3 240°	Yes	Y		1	1.2	47	1.5							
95	1.2D + 1.5Lv 3 270°	Yes	Y		1	1.2	47	1.5							
96	1.2D + 1.5Lv 3 300°	Yes	Y		1	1.2	47	1.5							
97	1.2D + 1.5Lv 3 330°	Yes	Y		1	1.2	47	1.5							



Company : Nexius
 Designer : Akshay Doddamani
 Job Number : VZW468547A01
 Model Name : BURLINGTON CT

Feb 26, 2020
 9:54 AM
 Checked By: Jiazhu Hu

Envelope Joint Reactions

	Joint		X [k]	LC	Y [k]	LC	Z [k]	LC	MX [k-ft]	LC	MY [k-ft]	LC	MZ [k-ft]	LC
1	N13	m...	3.779	12	.261	24	2.227	12	.764	3	2.099	9	.63	2
2		m...	-4.889	6	-.095	6	-2.87	6	-.867	9	-2.093	3	-.408	8
3	N9	m...	1.031	11	.473	20	5.839	2	.658	20	2.57	5	1.199	5
4		m...	-1.032	5	-.086	2	-4.54	8	.066	2	-2.566	11	-1.217	11
5	N11	m...	4.901	10	.26	16	2.201	4	.745	13	2.098	13	.4	8
6		m...	-3.79	4	-.095	10	-2.844	10	-.878	7	-2.096	7	-.603	2
7	N73	m...	.318	4	3.525	22	2.445	22	.001	12	0	6	0	6
8		m...	-4.241	22	-.275	4	-.175	4	-.001	6	0	12	0	12
9	N75	m...	4.241	18	3.525	18	2.445	18	.001	2	0	2	0	2
10		m...	-.319	12	-.275	12	-.175	12	-.001	10	0	10	0	10
11	N74	m...	.154	11	3.554	14	.386	8	0	97	0	10	.001	4
12		m...	-.154	5	-.279	8	-4.943	14	0	1	0	4	-.001	10
13	Totals:	m...	6.857	11	10.344	23	6.62	2						
14		m...	-6.857	5	2.832	5	-6.62	8						

Envelope AISC 15th(360-16): LRFD Steel Code Checks

Member	Shape	Code C...	Loc[ft]	LC	Shear ...	Loc[ft]	Dir	LC	phi*Pnc [k]	phi*Pnt [k]	phi*Mn y...	phi*Mn z...	Cb	Eqn	
1	M1	HSS4X4X3	.287	14.083	2	.182	14.083	z	8	48.08	106.812	12.662	12.662	3....	H1-1b
2	M2	HSS4X4X3	.276	14.083	10	.177	14.083	z	4	48.08	106.812	12.662	12.662	3....	H1-1b
3	M3	HSS4X4X3	.270	14.083	6	.179	14.083	z	12	48.08	106.812	12.662	12.662	3....	H1-1b
4	M4	HSS4X4X3	.328	6.872	17	.150	0	z	11	84.744	106.812	12.662	12.662	4....	H1-1b
5	M5	HSS4X4X3	.331	6.872	25	.133	5.766	y	24	84.744	106.812	12.662	12.662	4....	H1-1b
6	M6	HSS4X4X3	.336	6.872	15	.133	5.766	y	20	84.744	106.812	12.662	12.662	4....	H1-1b
7	M11	PIPE 2.0	.426	6.375	12	.101	6.375		11	13.511	32.13	1.872	1.872	1....	H1-1b
8	M12	PIPE 2.0	.482	6.375	11	.105	6.375		11	13.511	32.13	1.872	1.872	1....	H1-1b
9	M13	PIPE 2.5	.421	6.375	5	.096	6.375		5	28.077	50.715	3.596	3.596	1....	H1-1b
10	M14	PIPE 2.0	.456	6.375	7	.109	6.375		7	13.511	32.13	1.872	1.872	1....	H1-1b
11	M19	PIPE 2.0	.431	6.375	3	.096	6.375		7	13.511	32.13	1.872	1.872	1....	H1-1b
12	M20	PIPE 2.0	.438	6.375	8	.100	6.375		7	13.511	32.13	1.872	1.872	1....	H1-1b
13	M21	PIPE 2.5	.387	6.375	2	.091	1.417		13	28.077	50.715	3.596	3.596	1....	H1-1b
14	M22	PIPE 2.0	.445	6.375	4	.106	6.375		3	13.511	32.13	1.872	1.872	1....	H1-1b
15	M27	PIPE 2.0	.429	6.375	11	.095	6.375		3	13.511	32.13	1.872	1.872	1....	H1-1b
16	M28	PIPE 2.0	.437	6.375	4	.100	6.375		3	13.511	32.13	1.872	1.872	1....	H1-1b
17	M29	PIPE 2.5	.396	6.375	11	.091	1.417		9	28.077	50.715	3.596	3.596	1....	H1-1b
18	M30	PIPE 2.0	.456	6.375	12	.107	6.375		11	13.511	32.13	1.872	1.872	1....	H1-1b
19	M31	LL2.5x2.5x3x3	.195	7	14	.015	7	z	11	31.22	58.32	3.954	2.511	1	H1-1b*
20	M32	LL2.5x2.5x3x3	.193	7	22	.013	0	z	7	31.22	58.32	3.954	2.511	1....	H1-1b*
21	M33	LL2.5x2.5x3x3	.193	7	18	.013	7	z	3	31.22	58.32	3.954	2.511	1....	H1-1b*
22	M34	PIPE 2.0	.365	3.776	6	.275	12.24		12	6.295	32.13	1.872	1.872	1....	H1-1b
23	M39	PIPE 2.0	.352	3.776	2	.279	12.24		8	6.295	32.13	1.872	1.872	2....	H1-1b
24	M44	PIPE 2.0	.351	3.776	10	.274	12.24		4	6.295	32.13	1.872	1.872	2....	H1-1b
25	M49	PIPE 2.0	.182	.484	7	.450	0		7	31.494	32.13	1.872	1.872	1....	H3-6
26	M50	PIPE 2.0	.183	.807	3	.451	0		3	31.494	32.13	1.872	1.872	1....	H3-6
27	M51	PIPE 2.0	.187	.484	11	.456	1.292		11	31.494	32.13	1.872	1.872	1....	H3-6
28	M53	PIPE 2.5	.090	3	2	.014	3		2	47.114	50.715	3.596	3.596	1	H1-1b

n e x i u s

Appendix #6: Mount Connection Check

Member Label	Sec	Axial (k)	Shear y (k)	Shear z (k)	Torque (k-ft)	Moment yy (k-ft)	Moment zz (k-ft)	Combined Shear (y + z)	Combined Shear (y + z) + (Torque/Arm)
M5	1	-5.669	0.261	0.772	0.946	-2.093	-0.734	0.815	0.939

TIA-222-H Section 4-9 - Connections

Bolt / Rod Details

Qty.	4								
Bolt/Rod Dia	0.75 in.	Fyb	Fub	UNC	10	Bolt threads per inch			
Bolt/Rod Gra	A325	92	120	ksi	Ab	0.4418	in^2		
Thread(s)	N	N = Included / X = Excluded		An	0.3345	in^2			
Vert. Dist.	7 in.	V. Ecc=	1.25	in.					
Horiz. Dist.	3 in.	H. Ecc=	-0.75	in.					
Slotted Hole	No								

Member Details

Is Outrigger Round?	No	else - Square or Rectangular							
Height or Diam.	4 in.	(enter Diam. for pipe members)							
Width	4 in.	(enter Diam. for pipe members)							
Wall Thickness	0.1875 in.								
Weld Size	1/4 in.	Area Weld	2.9534	in.^2					
Weld Strength	E70	Sy	3.9520	in.^3 (Weld Section Modulus)					
		Sx	3.9520	in.^3 (Weld Section Modulus)					

Plate Details

Height	10 in.	Zy	0.6250	in.^3 (Plate Plastic Modulus)					
Width	6 in.	Zx	0.3750	in.^3 (Plate Plastic Modulus)					
Thickness	0.500 in.	Fyb	Fub	ksi					
Grade	A36	36	58						

Tension Force (Couple)

due to My	8.372 kips	Plate Bending Moment	-8.405 kip*in	Bending Stresses	-13.448 ksi
due to Mz	1.258 kips		5.116 kip*in		13.643 ksi

Max. Single Bolt Tension 6.232 kips

Weld Stresses

Axial	1.919 ksi	due to My	6.355 ksi	0.333	A+My+Mz
Shear	0.318 ksi	due to Mz	2.229 ksi	0.010	V

Strength Factors

Φv	0.75	Shear
Φt	0.75	Tension
Φb	0.80	Bearing
Φf	0.90	Flexure

ΦRnv	19.880 kips	Single Bolt/Rod Shear Strength
ΦRnt	30.101 kips	Single Bolt/Rod Tension Strength
ΦRnb	41.760 kips	Plate Bearing Strength
ΦRnf	32.4 ksi	Plate Flexural Strength
ΦRn	31.5 ksi	Weld Strength

Bolt/Rod Combined Shear & Tension - Section 4.9.6.4

Member	Shear	Tension		
M5	V/ΦRnv= 0.012	T/ΦRnt= 0.207	0.207	< 1.05 Pass

Plate Bending Check

0.591	0.591	< 1.05 Pass
-------	-------	-------------

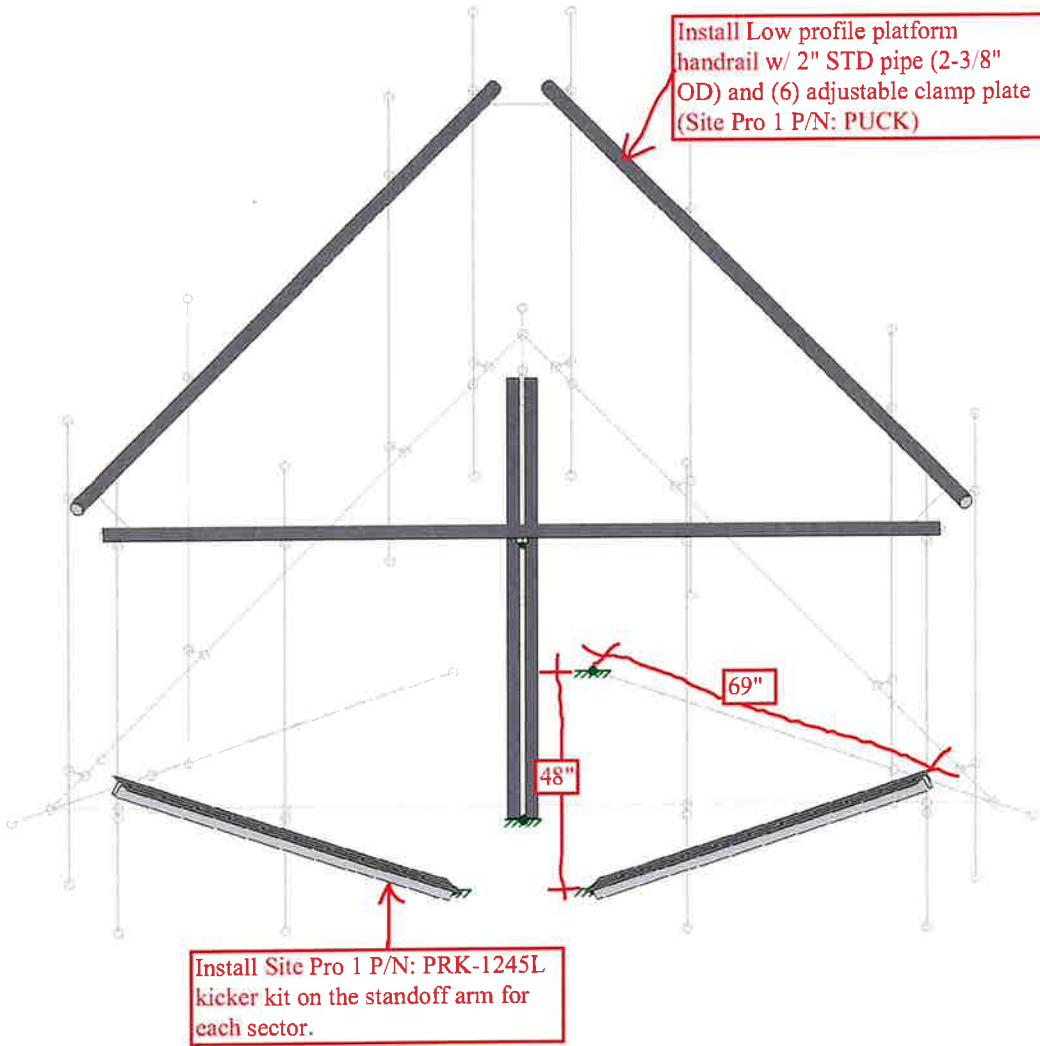
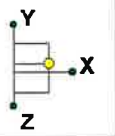
Weld Check

0.334	0.334	< 1.05 Pass
-------	-------	-------------

Unity Check	Result
0.591	< 1.05 Pass

N E X I U S

Appendix #7: Mount Modification Design



Envelope Only Solution

Nexus	BURLINGTON CT	Modification Design
Akshay Doddamani		Feb 26, 2020 at 9:53 AM
VZW468547A01		VZW468547A01_BURLINGTON_C...

ATTACHMENT 6



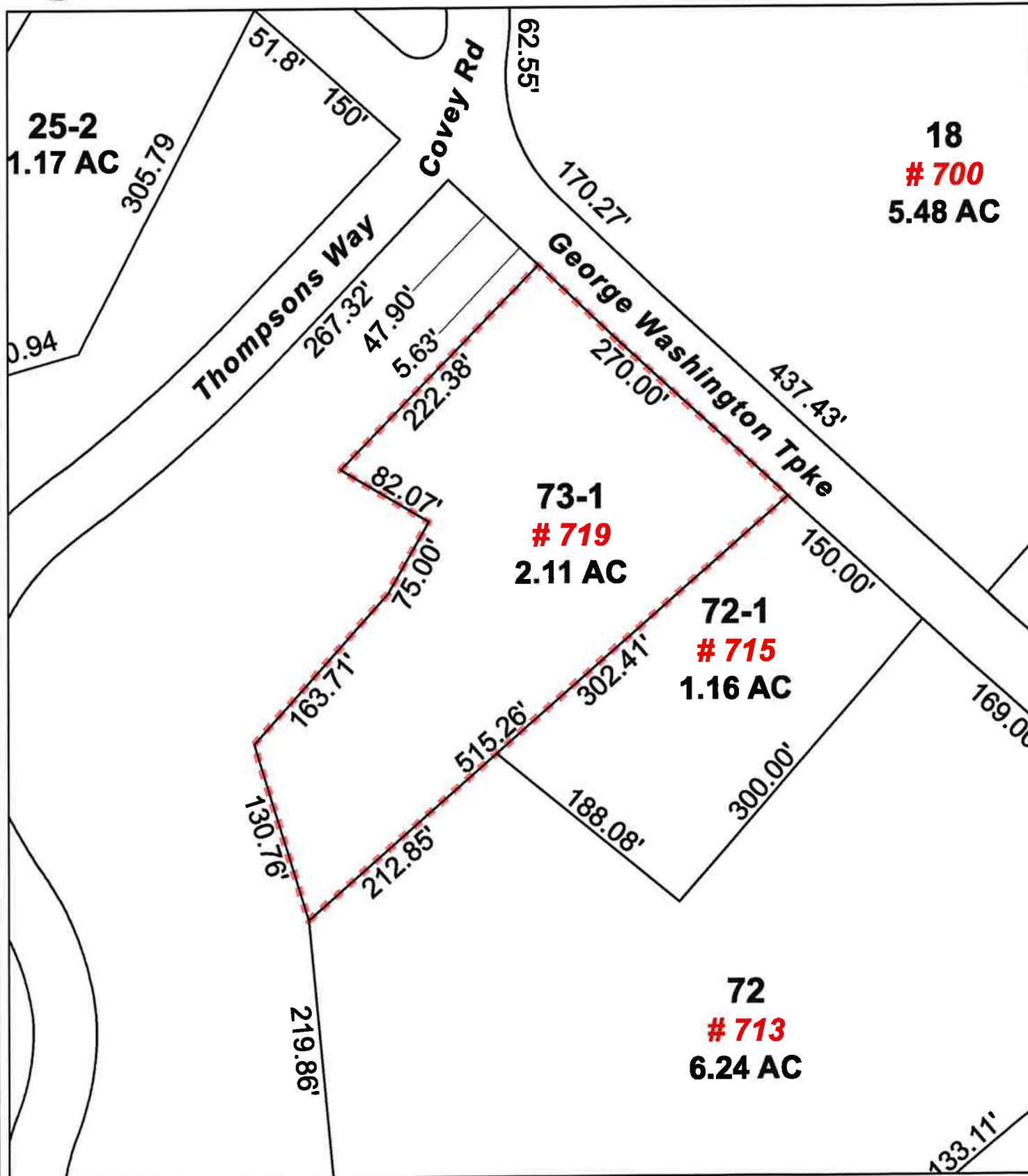
Town of Burlington, Connecticut. Assessment Parcel Map

Map-Block-Lot


4-08-73-1

Address:

719 GEO WASHINGTON TPKE



1 inch = 100 feet



Disclaimer: This map is for informational purposes only. All information is subject to verification by any user. The Town of Burlington and its mapping contractors assume no legal responsibility for the information contained herein.

Map Produced: August 2019



Town of Burlington, CT

Property Listing Report

Map Block Lot

4-08-73-1

Building # 1

Section # 1

Account

00037000

Property Information

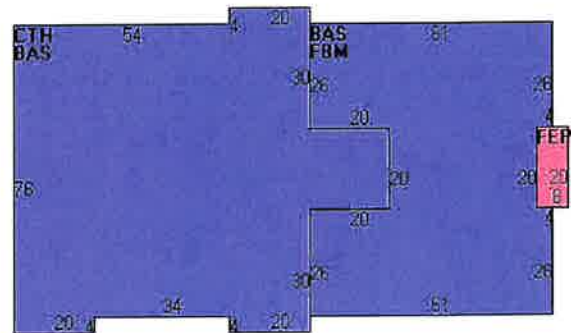
Property Location	719 GEO WASHINGTON TPKE
Owner	BURLINGTON TOWN OF
Co-Owner	
Mailing Address	200 SPIELMAN HWY BURLINGTON CT 06013
Land Use	9032 Mun Fire
Land Class	E
Zoning Code	CB
Census Tract	

Street Index	4500
Acreage	1.88
Utilities	Well, Septic
Lot Setting/Desc	Rural Level
Additional Info	

Photo



Sketch



Primary Construction Details

Year Built	1987
Stories	1
Building Style	Fire Station
Building Use	Ind/Com
Building Condition	VG
Occupancy	1.00
Extra Fixtures	0
Bath Style	NA
Kitchen Style	NA
AC Type	
Heating Type	Hot Water
Heating Fuel	Oil

Bedrooms	0
Full Bathrooms	0
Half Bathrooms	0
Total Rooms	0
Roof Style	Wood Truss
Roof Cover	Asphalt
Interior Floors 1	Concrete
Interior Floors 2	Vinyl
Exterior Walls	Vinyl Siding
Exterior Walls 2	Brick Veneer
Interior Walls	Drywall
Interior Walls 2	NA




(*Industrial / Commercial Details)

Building Desc.	Mun Fire
Building Grade	Average +20
Heat / AC	HEAT/AC SPLIT
Frame Type	MASONRY
Baths / Plumbing	AVERAGE
Ceiling / Wall	SUS-CEIL/MN WL
Rooms / Prtns	AVERAGE
Wall Height	14.00
First Floor Use	NA

ATTACHMENT 7



Certificate of Mailing — Firm

Name and Address of Sender Kenneth C. Baldwin, Esq. Robinson & Cole LLP 280 Trumbull Street Hartford, CT 06103	TOTAL NO. of Pieces Listed by Sender 	TOTAL NO. of Pieces Received at Post Office™ 	Affix Stamp Here <i>Postmark with Date of Receipt.</i> 			
USPS® Tracking Number Firm-specific Identifier 1. _____ 2. _____ 3. _____ 4. _____ 5. _____ 6. _____	Address (Name, Street, City, State, and ZIP Code™) Theodore Shafer, First Selectman Town of Burlington 200 Spielman Highway Burlington, CT 06013 Jerry Burns, Zoning Enforcement Officer Town of Burlington 200 Spielman Highway Burlington, CT 06013	Postage	Fee	Special Handling	Parcel Airlift	

