



September 10, 2014

EM-T-MOBILE-011-140904

RECEIVED
SEP 11 2014

CONNECTICUT
SITING COUNCIL

Robert Mercier and
Members of the Siting Council
Connecticut Siting Council
Ten Franklin Square
New Britain, CT 06051

ORIGINAL

RE: Revised Notice of Exempt Modification Letter
12 Burr Road
Bloomfield, CT 06002
T-Mobile #: CTHA145B
N 41° 49' 04.29"
W -72° 45' 52.24"

Dear Mr. Mercier and Members of the Siting Council:

In response to a discrepancy found by the Connecticut Siting Council, please find this letter, a revised Notice of Exempt Modification letter and revised construction drawings attached. Upon review of the noted discrepancy between the structural narrative and the construction drawings, it was found that the Notice of Exempt Modification package submitted on 09/03/14 contained misleading information.

The number of antennas, TMAs and feed lines submitted previously were found to have been derived from the lease rights that T-Mobile has with SBA Communications Corporation. While it is not always the case, leased, (but not installed) equipment may be included in the structural analysis in determining a 'worst case scenario'. The quantity of existing and proposed equipment and has been corrected in the attached revised Notice of Exempt Modification as follows:

Current and/or approved:

- (3) RFS APXV18-209014-C
- (3) 10" x 8" x 4.5" TMAs
- (3) 10" x 8" x 3" TMAs
- (12) 1-5/8" Feed Lines

Planned Modifications:

- (3) Ericsson AIR21 B2A/B4P
- (3) Ericsson AIR21 B4A/B2P
- (6) Ericsson KRY112 144
- (12) 1-5/8" Feed Lines
- (1) 1-5/8" Fiber Line



The attached A-1 sheet shows a photo elevation view pertaining to the Current installation, (as revised above) and sheet A-3 contains a proposed antenna photo detail which notes the planned modifications, (also as revised above).

Please accept this letter, the attached revised Notice of Exempt Modification and revised construction drawings as clarification of the equipment involved in this installation. Feel free to contact me with any further questions you may have concerning this matter.

Thank you,

A handwritten signature in blue ink, appearing to read "Peter Nute", is positioned below the "Thank you," text.

Peter Nute
SBA Communications Corporation
33 Boston Post Road West Suite 320
Marlborough, MA 01752
508-251-0720 x 3807 + T
508-251-1755 + F
Pnute@sbsite.com



September 10, 2014

David Martin and
Members of the Siting Council
Connecticut Siting Council
Ten Franklin Square
New Britain, CT 06051

RE: Notice of Exempt Modification
12 Burr Road
Bloomfield, CT 06002
T-Mobile #: CTHA145B
N 41° 49' 04.29"
W -72° 45' 52.24"

Dear Mr. Martin and Members of the Siting Council:

On behalf of T-Mobile Northeast LLC, SBA Communications is submitting an exempt modification application to the Connecticut Siting Council for modification of existing equipment at a tower facility located at 12 Burr Road, Bloomfield CT.

The 12 Burr Road facility consists of a 140' MONOPOLE Tower owned and operated by SBA Towers II, LLC. In order to accommodate technological changes and enhance system performance in the State of Connecticut, T-Mobile Northeast LLC plans to modify the equipment configurations at many of its existing cell sites. Please accept this letter and attachments as notification, pursuant to R.C.S.A. Section 16-50j-73, of construction which constitutes an exempt modification pursuant to R.C.S.A. Section 16-50j-72(b)(2). In compliance with R.C.S.A. Section 16-50j-73, a copy of this letter and attachments is being sent to the chief elected official of the municipality in which the affected cell site is located.

T-Mobile Northeast LLC wishes to upgrade their equipment to meet the new standards of 4G technology. The new equipment will allow customers to download files and browse the internet at a high rate of speed while also allowing their phones to be compatible with the latest 4G technology.

Attached is a summary of the planned modifications, including power density calculations reflecting the change in Sprint's operations at the site along with the required fee of \$625.

The changes to the facility do not constitute modifications as defined in Connecticut General Statutes ("C.G.S.") Section 16-50i(d) because the general physical characteristics of the facility will not be



significantly changed or altered. Rather, the planned changes to the facility fall squarely within those activities explicitly provided for in R.C.S.A. Section 16-50j-72(b)(2).

1. The overall height of the structure will be unaffected.
2. The proposed changes will not extend the site boundaries. There will be no effect on the site compound other than the new equipment cabinets.
3. The proposed changes will not increase the noise level at the existing facility by six decibels or more.
4. The changes in radio frequency power density will not increase the calculated "worst case" power density for the combined operations at the site to a level at or above the applicable standard for uncontrolled environments as calculated for a mixed frequency site.

For the foregoing reasons, SBA Communications on behalf of T-Mobile Northeast LLC, respectfully submits that the proposed changes at the referenced site constitute exempt modifications under R.C.S.A. Section 16-50j-72(b)(2).

Please feel free to call me at (508) 251-0720 x 3807 with any questions you may have concerning this matter.

Thank you,

A handwritten signature in blue ink, appearing to read "Peter Nute".

Peter Nute
SBA Communications Corporation
33 Boston Post Road West Suite 320
Marlborough, MA 01752
508-251-0720 x 3807 + T
508-251-1755 + F
Pnute@sbsite.com



**T-Mobile Northeast LLC
Equipment Modification**

12 Burr Road, Bloomfield CT
Site number CTHA145B

Tower Owner: SBA Towers II, LLC

Equipment Configuration: MONOPOLE Tower

Current and/or approved:

- (3) RFS APXV18-209014-C
- (3) 10" x 8" x 4.5" TMAs
- (3) 10" x 8" x 3" TMAs
- (12) 1-5/8" Feed Lines

Planned Modifications:

- (3) Ericsson AIR21 B2A/B4P
- (3) Ericsson AIR21 B4A/B2P
- (6) Ericsson KRY112 144
- (12) 1-5/8" Feed Lines
- (1) 1-5/8" Fiber Line

Structural Information:

The attached structural analysis demonstrates that the tower and foundation will have adequate structural capacity to accommodate the proposed modifications.

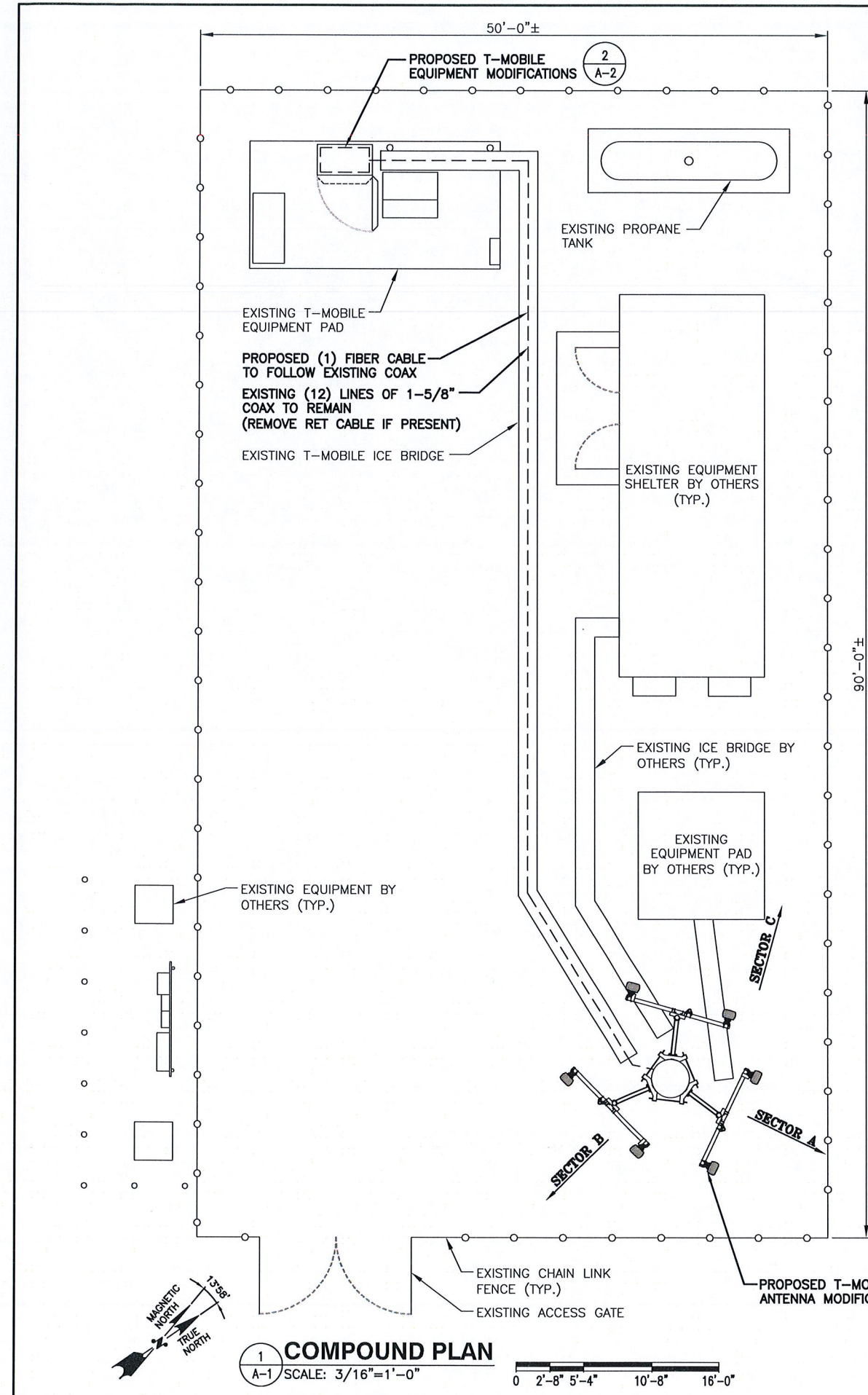
Power Density:

The anticipated Maximum Composite contributions from the T-Mobile facility are 6.55% of the allowable FCC established general public limit. The anticipated composite MPE value for this site assuming all carriers present is 78.35% of the allowable FCC established general public limit sampled at the ground level.

Site Composite MPE%	
Carrier	MPE%
T-Mobile	6.55
Clearwire	1.98 %
Verizon Wireless	39.79 %
AT&T	30.03 %
Site Total MPE %:	78.35 %

NOTE:
 GENERAL CONTRACTOR TO REFER TO THE
 STRUCTURAL ANALYSIS BY: FDH ENGINEERING, INC.
 DATED: AUGUST 22, 2014 AND EQUIPMENT
 INSTALLATION RECOMMENDATIONS PRIOR TO
 COMMENCING CONSTRUCTION

SPECIAL WORK NOTE:
 PAINT-TO-MATCH BROWN ALL PROPOSED
 ANTENNA RADOMES




1/A-3 EXISTING GSM/UMTS ANTENNA TO BE REMOVED (TYP. OF 1 PER SECTOR, TOTAL OF 3) AND REPLACED W/ PROPOSED AIR 21 ANTENNAS (TYP. OF 2 PER SECTOR, TOTAL OF 6)

CENTER OF PROPOSED T-MOBILE ANTENNAS
 ELEV. 126.5'± (AGL)


PROPOSED (1) FIBER CABLE TO FOLLOW EXISTING COAX INSIDE MONOPOLE (BUNDLED IN ACCORDANCE WITH SBA PROVIDED STRUCTURAL ANALYSIS)

EXISTING (12) LINES OF 1-5/8" COAX TO REMAIN (REMOVE RET CABLE IF PRESENT)



2/A-1 **PARTIAL ELEVATION PHOTO DETAIL**
 SCALE: N.T.S


T-MOBILE NORTHEAST LLC
 35 GRIFFIN ROAD SOUTH
 BLOOMFIELD, CT 06002
 OFFICE: (860) 648-1116



SBA COMMUNICATIONS CORP.
 33 BOSTON POST ROAD W
 MARLBOROUGH, MA 01752
 TEL: (508) 251-1691
 FAX: (508) 251-1755



1600 OSGOOD STREET
 BUILDING 20 NORTH, SUITE 3090
 N. ANDOVER, MA 01845
 TEL: (978) 557-5553
 FAX: (978) 336-5586



APPROVALS

CONSTRUCTION	DATE
RF ENGINEERING	DATE
ZONING/SITE ACQ.	DATE
OPERATIONS	DATE
TOWER OWNER	DATE

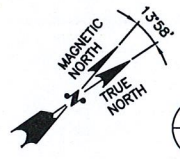
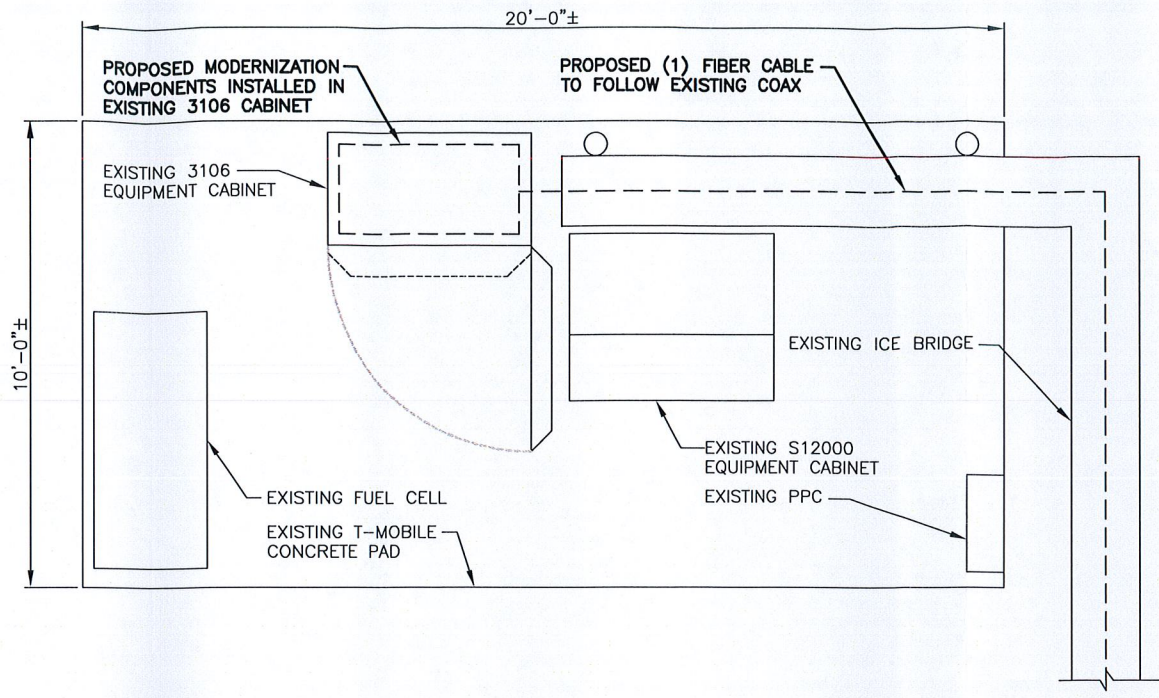
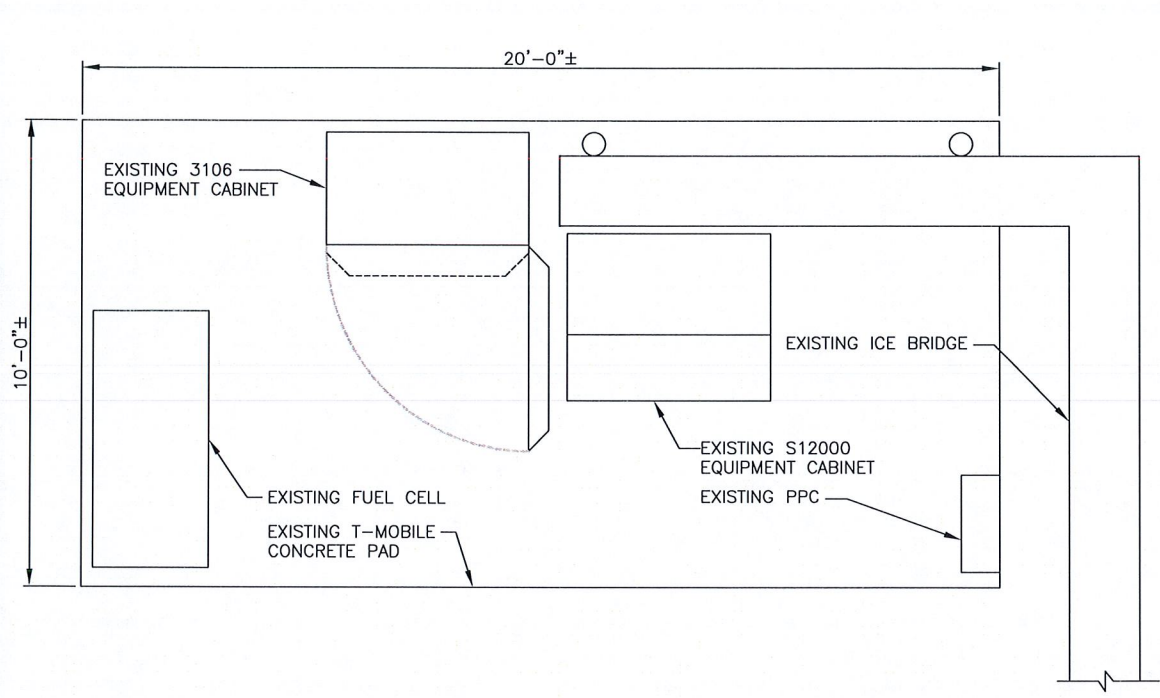
PROJECT NO: CTHA145B
 DRAWN BY: MAM
 CHECKED BY: KB

1	09/09/14	ISSUED FOR CONSTRUCTION
0	08/28/14	ISSUED FOR CONSTRUCTION

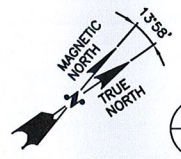
SITE NUMBER: CTHA145B
SITE NAME:
BLOOMFIELD 4
 12 BURR ROAD
 BLOOMFIELD, CT 06002
 HARTFORD COUNTY

SHEET TITLE
 COMPOUND & ELEVATION
 PLAN

SHEET NUMBER
 A-1



1
A-2 **EXISTING EQUIPMENT PLAN**
SCALE: 1/2"=1'-0"



2
A-2 **PROPOSED EQUIPMENT PLAN**
SCALE: 1/2"=1'-0"



- EXISTING FUEL CELL
- EXISTING S12000 EQUIPMENT CABINET
- EXISTING 3106 EQUIPMENT CABINET
- EXISTING COAX RUN




EXISTING PROPANE TANK

SOURCE: HDG 08-08-2014


3
A-2 **EXISTING EQUIPMENT PHOTO DETAIL**
SCALE: N.T.S

NOTE:
GENERAL CONTRACTOR TO REFER TO THE STRUCTURAL ANALYSIS BY: FDH ENGINEERING, INC. DATED: AUGUST 22, 2014 AND EQUIPMENT INSTALLATION RECOMMENDATIONS PRIOR TO COMMENCING CONSTRUCTION

T-MOBILE NORTHEAST LLC
35 GRIFFIN ROAD SOUTH
BLOOMFIELD, CT 06002
OFFICE: (860) 648-1116

SBA 
SBA COMMUNICATIONS CORP.
33 BOSTON POST ROAD W
MARLBOROUGH, MA 01752
TEL: (508) 251-1691
FAX: (508) 251-1755

Hudson Design Group, LLC 
1600 OSGOOD STREET
BUILDING 20 NORTH, SUITE 3090
N. ANDOVER, MA 01845
TEL: (978) 557-5553
FAX: (978) 336-5586



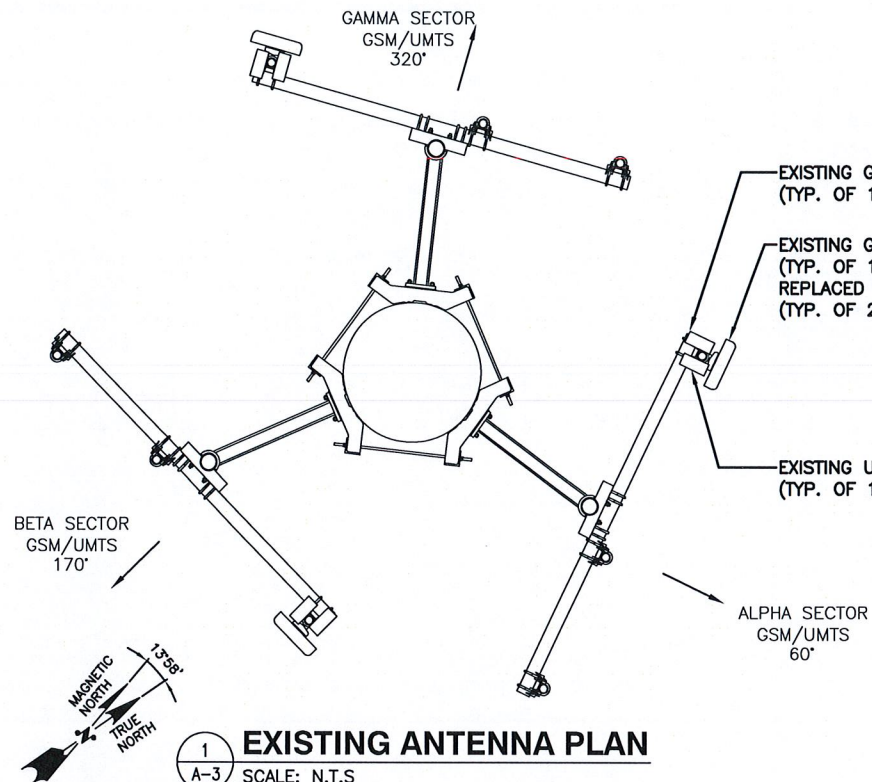
APPROVALS

CONSTRUCTION	DATE
RF ENGINEERING	DATE
ZONING/SITE ACQ.	DATE
OPERATIONS	DATE
TOWER OWNER	DATE
PROJECT NO:	CTHA145B
DRAWN BY:	MAM
CHECKED BY:	KB
1	09/09/14 ISSUED FOR CONSTRUCTION
0	08/28/14 ISSUED FOR CONSTRUCTION

SITE NUMBER: CTHA145B
SITE NAME:
BLOOMFIELD 4
12 BURR ROAD
BLOOMFIELD, CT 06002
HARTFORD COUNTY

SHEET TITLE
EXISTING & PROPOSED
EQUIPMENT PLANS

SHEET NUMBER
A-2




1 EXISTING ANTENNA PLAN
SCALE: N.T.S.

NOTE:
GENERAL CONTRACTOR TO REFER TO THE STRUCTURAL ANALYSIS BY: FDH ENGINEERING, INC. DATED: AUGUST 22, 2014 AND EQUIPMENT INSTALLATION RECOMMENDATIONS PRIOR TO COMMENCING CONSTRUCTION

- EXISTING GSM TMA TO BE REMOVED (TYP. OF 1 PER SECTOR, TOTAL OF 3)
- EXISTING GSM/UMTS ANTENNA TO BE REMOVED (TYP. OF 1 PER SECTOR, TOTAL OF 3) AND REPLACED W/ PROPOSED AIR 21 ANTENNAS (TYP. OF 2 PER SECTOR, TOTAL OF 6)
- EXISTING UMTS TMA TO REMAIN IN POSITION 1 (TYP. OF 1 PER SECTOR, TOTAL OF 3)

4
A-3
PROPOSED T-MOBILE AIR 21 ANTENNAS TO REPLACE EXISTING ANTENNAS ON EXISTING MOUNTS (TYP. OF 2 PER SECTOR, TOTAL OF 6) (CENTER PROPOSED ANTENNAS ON EXISTING MOUNT)



3
A-3
EXISTING UMTS TMA TO REMAIN IN POSITION 1 (TYP. OF 1 PER SECTOR, TOTAL OF 3)

3
A-3
PROPOSED ANTENNA PHOTO DETAIL
SCALE: N.T.S.

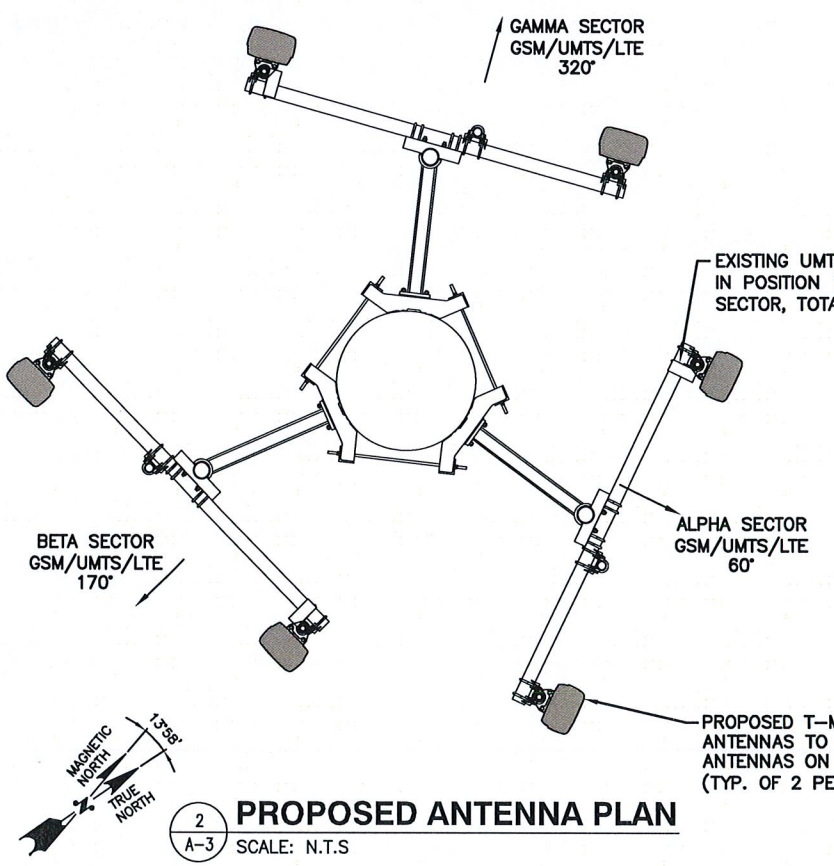
NOTE:
GENERAL CONTRACTOR TO REFER TO THE STRUCTURAL ANALYSIS BY FDH ENGINEERING, INC. AND EQUIPMENT INSTALLATION RECOMMENDATIONS PRIOR TO COMMENCING CONSTRUCTION

NOTE:
REFER TO THE FINAL RF DATA SHEET FOR FINAL ANTENNA SETTINGS.

SPECIAL WORK NOTE:
PAINT-TO-MATCH BROWN ALL PROPOSED ANTENNA RADOMES

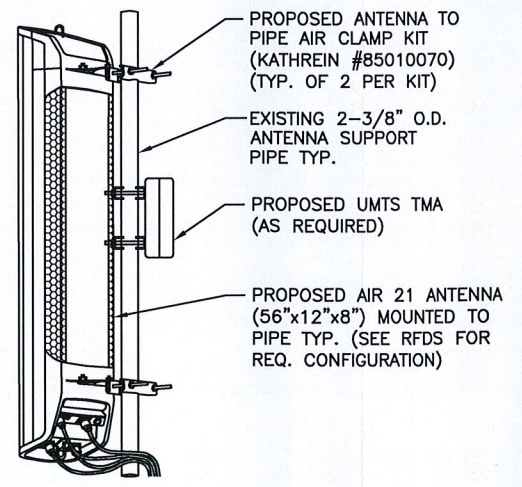
EXISTING ANTENNA SCHEDULE			
SECTOR	MAKE	MODEL#	SIZE (INCHES)
ALPHA:	RFS	APX16DWV_16DWV-S	55.9x13.3x3.15
BETA:	RFS	APX16DWV_16DWV-S	55.9x13.3x3.15
GAMMA:	RFS	APX16DWV_16DWV-S	55.9x13.3x3.15

PROPOSED ANTENNA SCHEDULE			
SECTOR	MAKE	MODEL#	SIZE (INCHES)
ALPHA:	ERICSSON	AIR21 B2A/B4P	56x12x8
	ERICSSON	AIR21 B4A/B2P	56x12x8
BETA:	ERICSSON	AIR21 B2A/B4P	56x12x8
	ERICSSON	AIR21 B4A/B2P	56x12x8
GAMMA:	ERICSSON	AIR21 B2A/B4P	56x12x8
	ERICSSON	AIR21 B4A/B2P	56x12x8



2
A-3
PROPOSED ANTENNA PLAN
SCALE: N.T.S.

3
A-3
4
A-3
PROPOSED T-MOBILE AIR 21 ANTENNAS TO REPLACE EXISTING ANTENNAS ON EXISTING MOUNTS (TYP. OF 2 PER SECTOR, TOTAL OF 6)




4
A-3
AIR21 ANTENNA MOUNT (TYP.)
SCALE: N.T.S.

T-MOBILE NORTHEAST LLC
35 GRIFFIN ROAD SOUTH
BLOOMFIELD, CT 06002
OFFICE: (860) 648-1116

SBA
SBA COMMUNICATIONS CORP.
33 BOSTON POST ROAD W
MARLBOROUGH, MA 01752
TEL: (508) 251-1691
FAX: (508) 251-1755

Hudson Design Group, LLC
1600 OSGOOD STREET
BUILDING 20 NORTH, SUITE 3090
N. ANDOVER, MA 01845
TEL: (978) 557-5553
FAX: (978) 336-5586



APPROVALS

CONSTRUCTION	DATE
RF ENGINEERING	DATE
ZONING/SITE ACQ.	DATE
OPERATIONS	DATE
TOWER OWNER	DATE
PROJECT NO:	CTHA145B
DRAWN BY:	MAM
CHECKED BY:	KB
1	09/09/14 ISSUED FOR CONSTRUCTION
0	08/28/14 ISSUED FOR CONSTRUCTION

SITE NUMBER: CTHA145B
SITE NAME:
BLOOMFIELD 4
12 BURR ROAD
BLOOMFIELD, CT 06002
HARTFORD COUNTY

SHEET TITLE
ANTENNA PLAN
& DETAILS

SHEET NUMBER
A-3