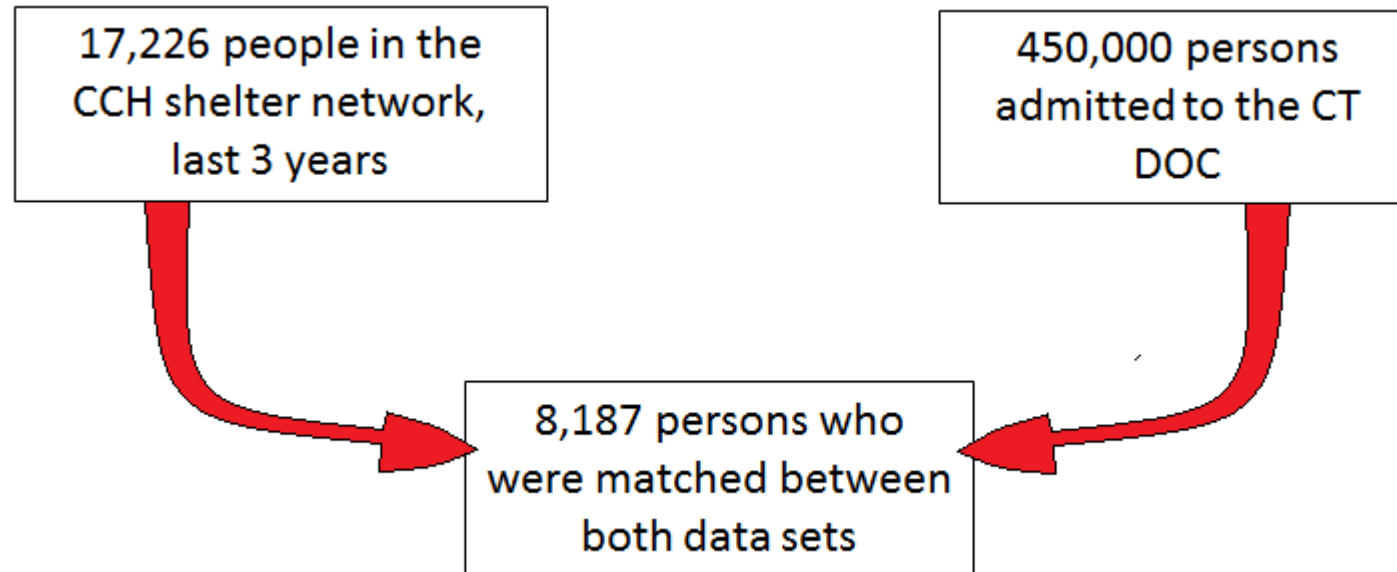
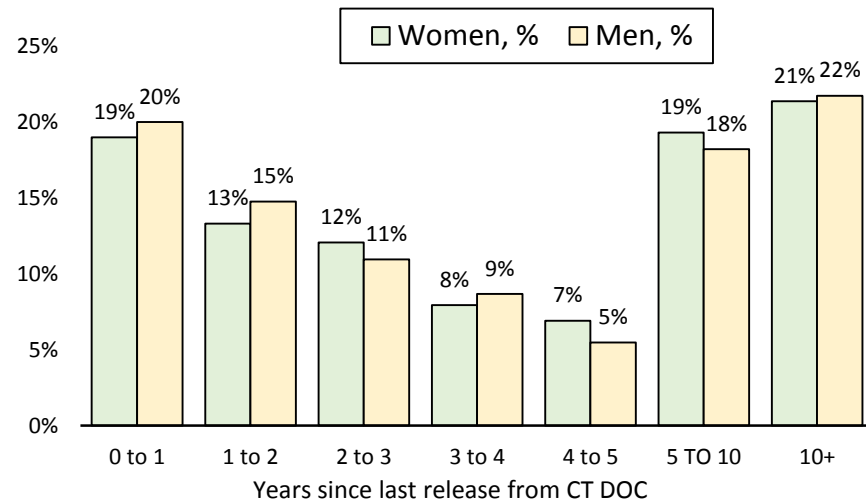
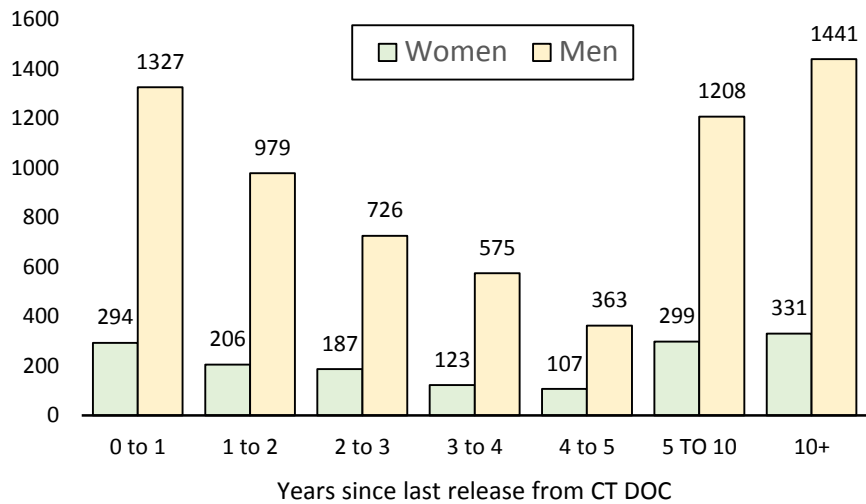


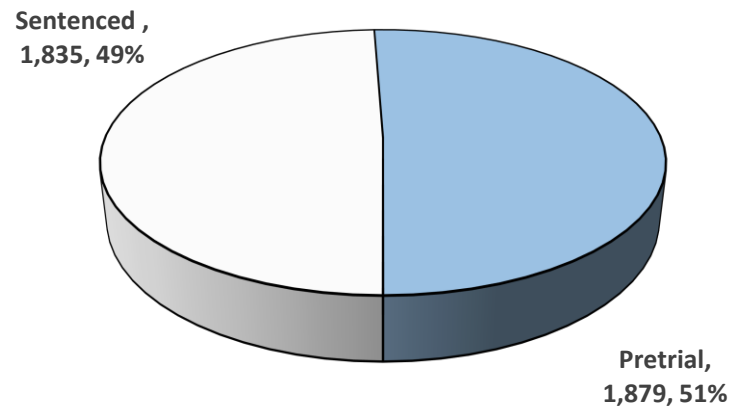
The Criminal Justice Division at OPM met with the CT Coalition to End Homelessness (CCEH) to discuss the degree of overlap that exists between people entering the shelter system and the prison system.

CCEH provided OPM with records for 17,226 people who had entered the shelter system within the last three years. OPM was able to match these individuals with inmate records for 8,187 people, an overall 48% match rate.





- 61% of men in the CCEH data were matched with DOC records compared to only 25% of women. However, the pattern of prison-releases over time was remarkable similar.
- 20% of matched men had been released from prison or jail in 2018. For matched women, 19% were released from prison during 2018.
- 46% of matched men were released from prison or jail within the last three years, among matched women the figure was 44%
- 40% of matched men and 41% of matched women last left prison over 5 years ago.



Matched persons who left prison since 2016

	Count	Percent
Sentenced	1,835	
EOS (900,910)	1,511	82%
Halfway houses	141	8%
TS/DUI	162	9%
To parole	21	1%
Pretrial	1,879	
Rel. on bond (940)	473	25%
Rel. at court (900)	1,406	75%
Other releases	5	0%
All releases w/in 3 years	3,719	

- The number of matched persons who last left a CT DOC as a sentenced prisoner was equal to the number leaving on pre-trial status.
- 82% of sentenced prisoners left prison at the completion of their sentences (EOS). 9% of sentenced prisoners were released to halfway houses.
- The low rate of persons going to parole compared to TS suggests that the matched was dominated by persons serving short sentences.
- 40% of matched men and 41% of matched women last left prison over 5 years ago.
- 70% of pre-trial releases left from court. Typically almost 50% of pre-trial releases to bonds, suggesting a population with inadequate assets to make bond.

Baseline

The total number of matched individuals that CCEH used in this analysis (3,562) differ from the baseline numbers provided by OPM (3,719) for the following reasons:

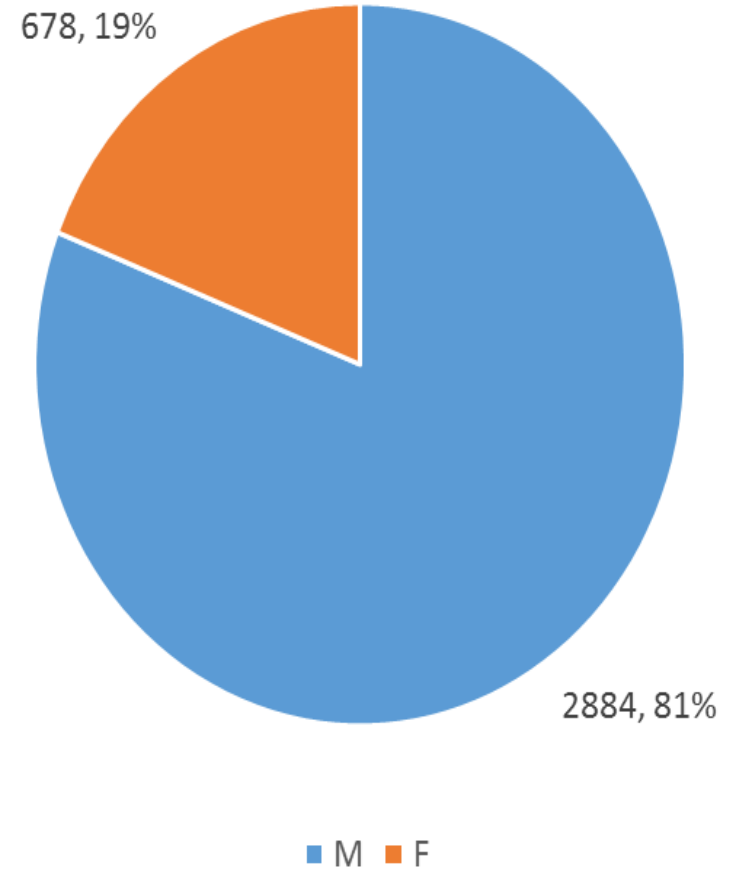
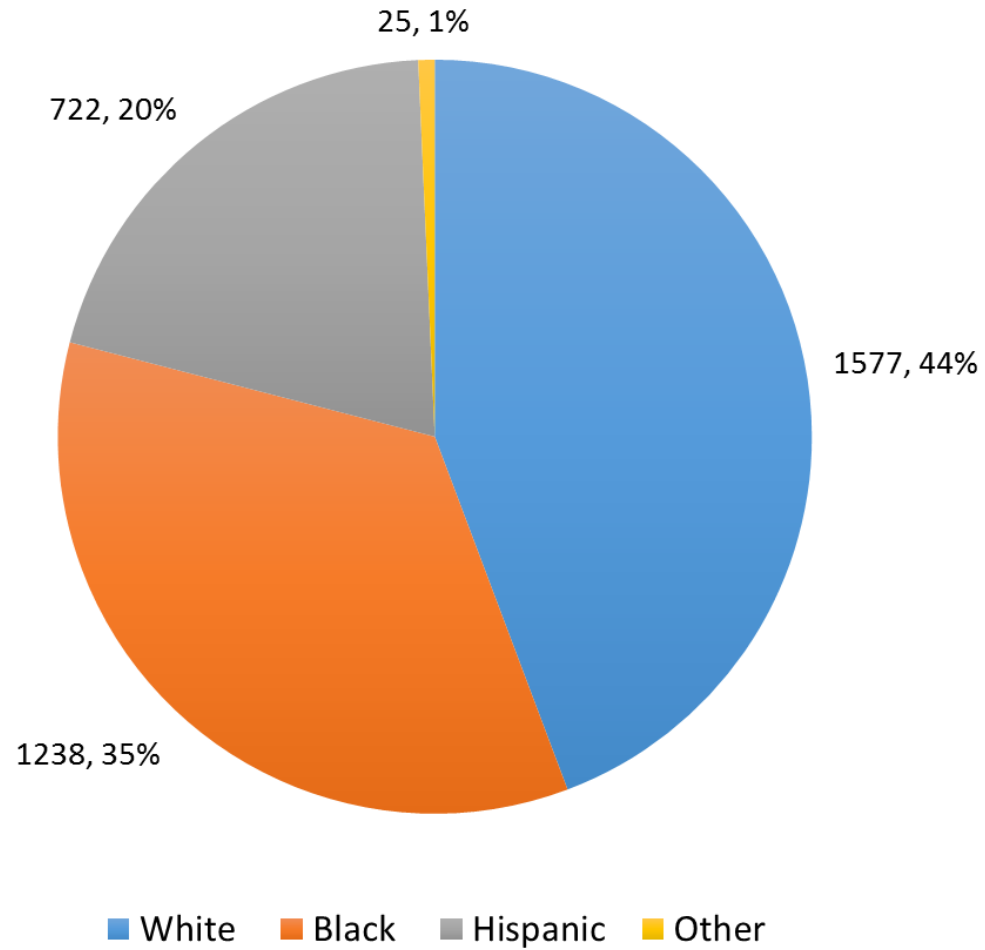
- Duplicates were removed
- Used move description vs move codes for categorization of sentenced and un-sentenced populations, per guidance from OPM

Matched persons who left prison since 2016

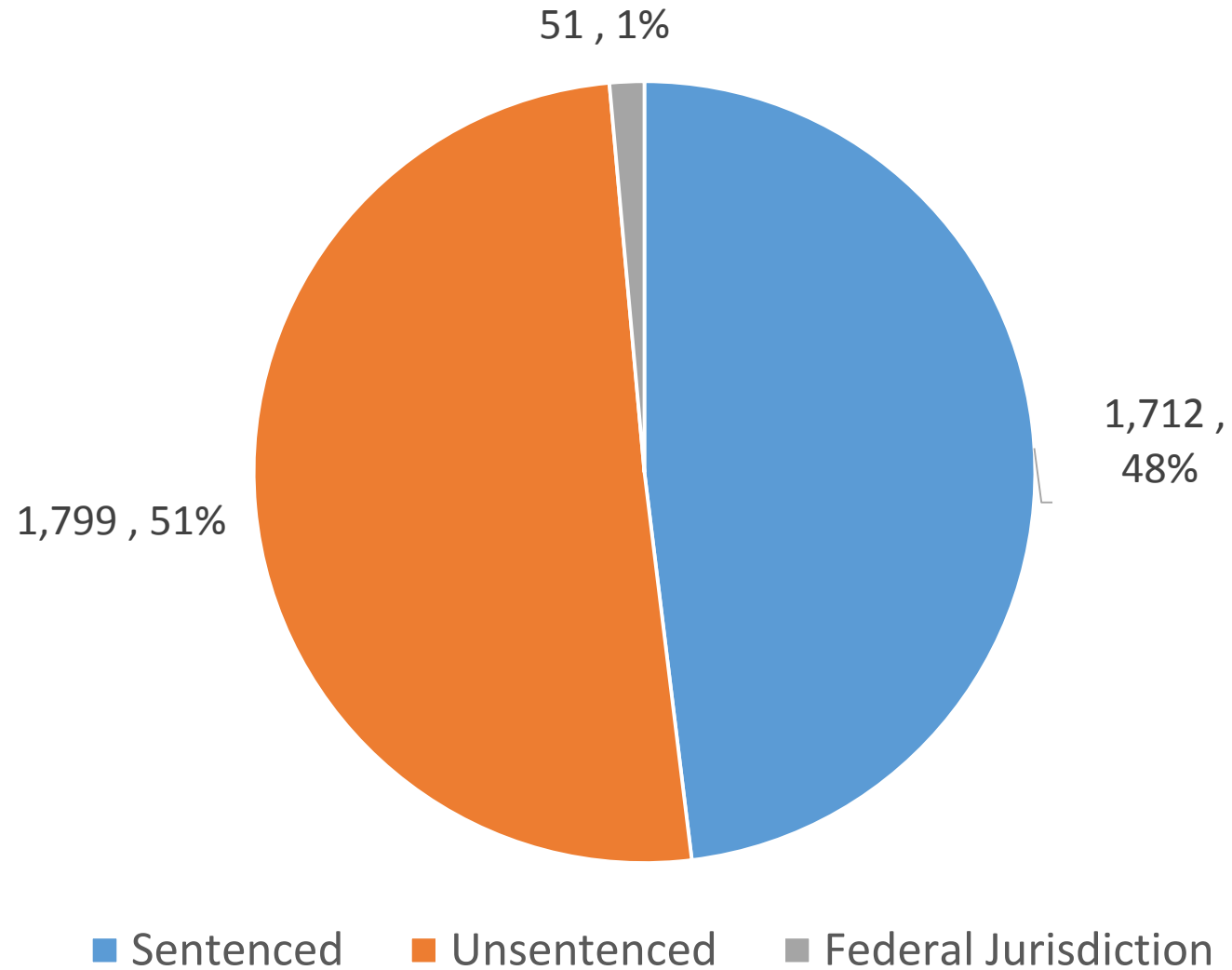
	Code	Count	Percent
Sentenced			
		1,835	
EOS (900,910)	900s	1,511	82%
Halfway houses	200s	141	8%
TS/DUI	300s	162	9%
To parole	400s	21	1%
Pretrial		1,879	
Rel. on bond (940)	900s	473	25%
Rel. at court (900)	900s	1,406	75%
Other releases	Var.	5	0%
All releases w/in 3 years		3,719	

Details	Count	%
RELEASE TYPE 1		
Sentenced		
		1763
EOS	1405	80%
Halfway houses	115	7%
TS/DUI	190	11%
To Parole	53	3%
RELEASE TYPE 0		
Pretrial		
		1799
Rel. on bond	456	25%
Rel. at court	1340	75%
Other releases	3	0%
All releases w/in 3 years		3562

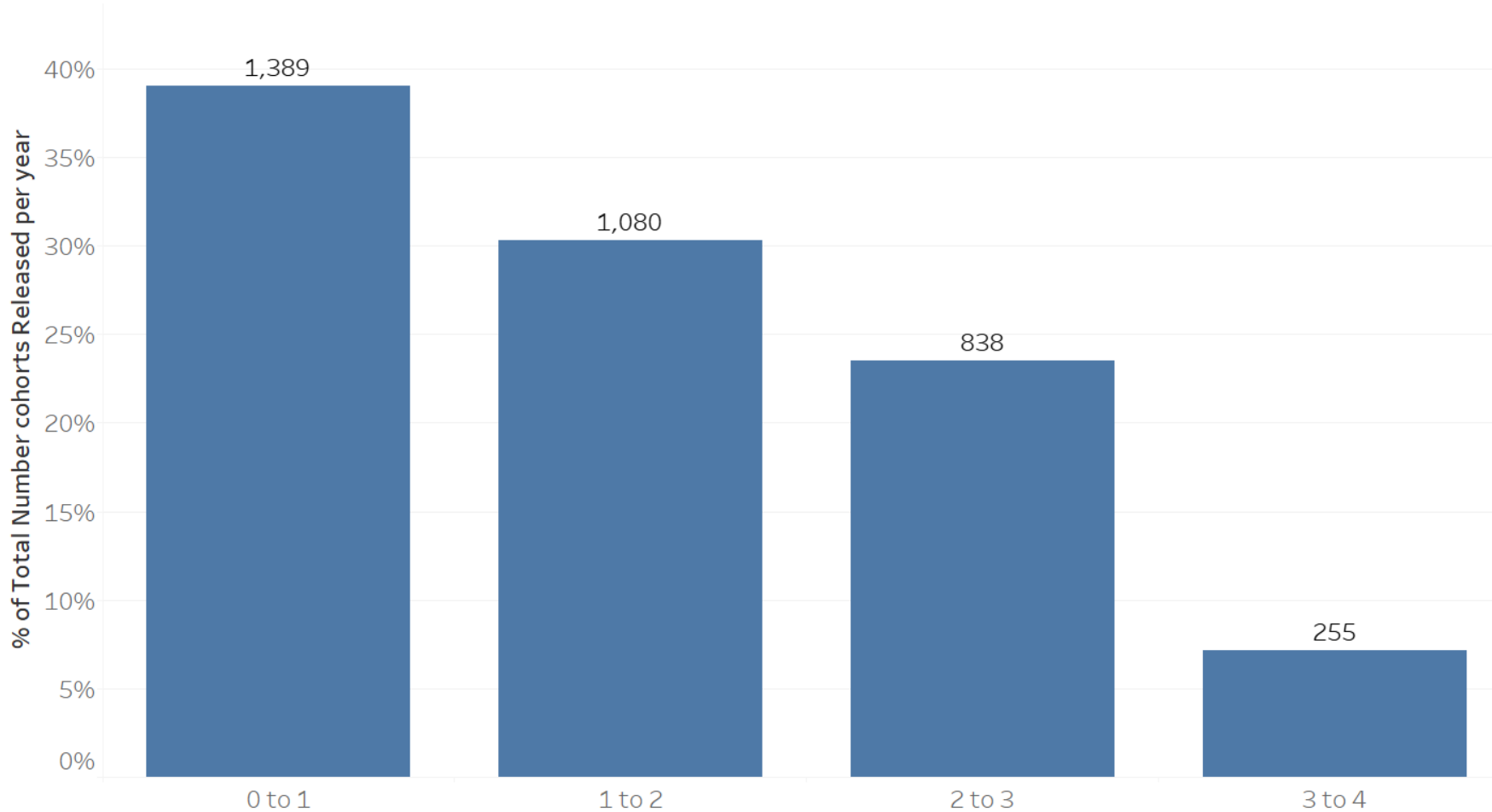
Race/Ethnicity and Gender of Matched Cohort



Among Matched Cohort, 1 / 2 Were Serving Sentences and 1 / 2 Were Unsentenced During Last DOC Stay



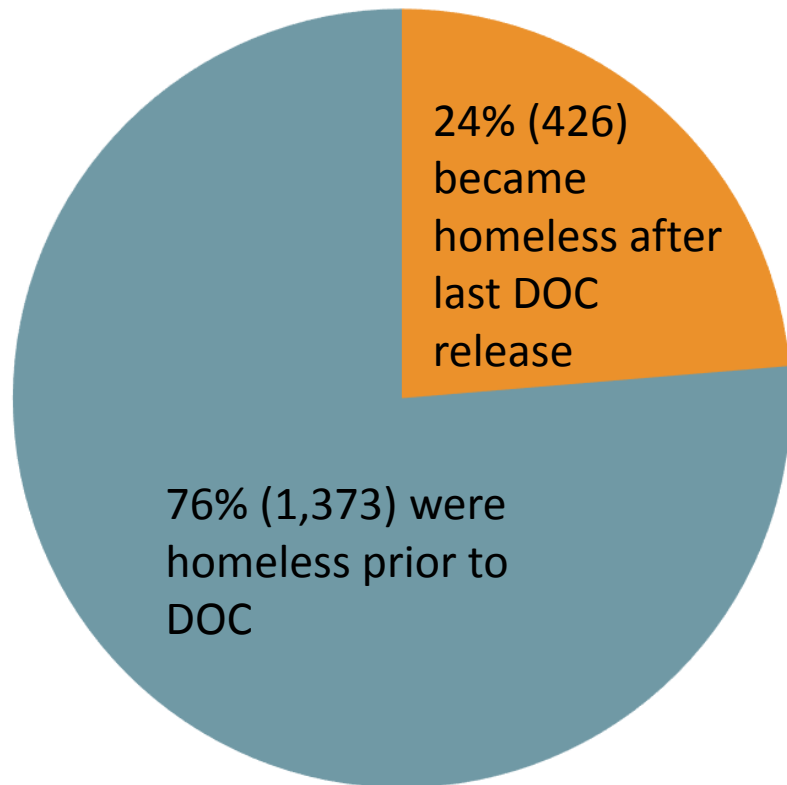
DOC Involvement is Recent Among Matched Cohort



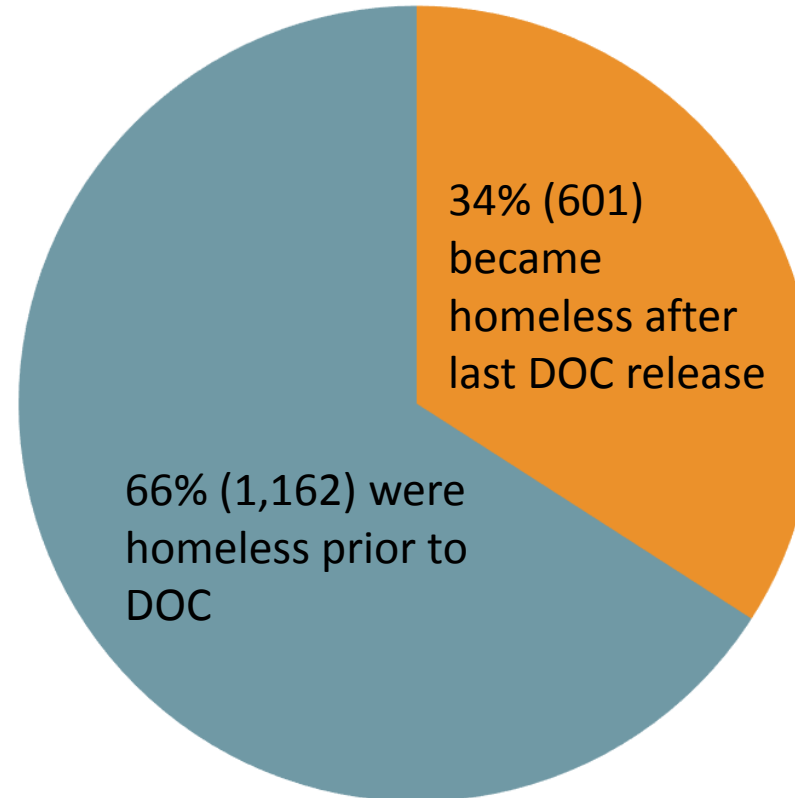
More of matched shelter users were released from DOC in 2018 (0 to 1 year ago) than in 2016 (3 to 4 years ago)

Antecedence: Homelessness or Incarceration?

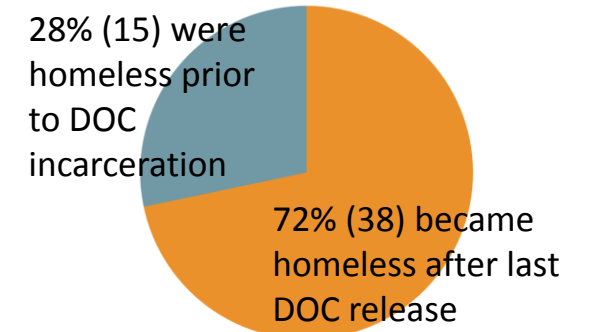
Unsentenced



Sentenced



Parolees



Among 3,652 matched individuals, 2,535 (69%) were homeless prior to last DOC release, and 1,027 (28%) became homeless only after last DOC release.