



STATE OF CONNECTICUT
DEPARTMENT OF ENERGY & ENVIRONMENTAL PROTECTION
BUREAU OF MATERIALS MANAGEMENT & COMPLIANCE ASSURANCE
WASTE ENGINEERING & ENFORCEMENT DIVISION

79 ELM STREET, HARTFORD CT 06106-5127
TEL. (860) 424-3023 TOLL-FREE 1-888-424-4193

www.ct.gov/deep

BIENNIAL REPORTING GUIDE

This guide is based on questions DEEP receives. It does not cover every detail of report preparation, but it should be sufficient for needs. See the “Detailed Guidance” section below for more information.

[What is a Biennial Report?](#)

[Who Must Report?](#)

[When to Report?](#) **March 1, 2022 for the 2021 Biennial Report**

[Before Starting Your Report](#)

[Preparing and Submitting Biennial Reports](#)

All CT BRs start online with the [RCRAInfo Sign-In Page](#).

- [New Preparers](#) - guidance for new users
- [Returning Preparers](#) - username and password reset feature in RCRAInfo
- [All Preparers](#)
 - [Using the BR App](#)
 - [GM Forms](#), [WR Forms](#), [OI Forms](#)
 - [Site Identification Form](#)
- [Detailed Guidance](#)

[What Happens After I Submit My BR?](#)

[What do DEEP and EPA do with the reports?](#)

[Glossary of Some Terms Used on the BR Webpage?](#)

[Questions?](#)

What is a Biennial Report?

- A Biennial Hazardous Waste Report (aka “Biennial Report” or “BR”) is a summary of hazardous waste activity at certain RCRA sites.
- The report for CT contains:
 - “GM Forms” for waste generation & management (most sites have this activity).
 - “WR Forms” for waste received from offsite (few sites have this activity).
 - “Site Identification Form” to report changes in contact info, generator status, etc.
 - “OI Forms” are not required for CT, although some other require them.
- A separate Biennial Report is submitted for each site.
- BRs from all 50 states are compiled by EPA and published in the National Biennial RCRA Hazardous Waste Report.

Who Must Report?

- Large Quantity Generators (“LQG”).
- Treatment Storage or Disposal Facilities (“TSDF”).
- Any site that generated or accumulated LQG amounts (i.e. > 1,000 Kg of hazardous waste, or 100 Kg of acutely hazardous waste) in any one month during the reporting year, including [episodic generation events](#), remediation activities, or any other event or activity that generates LQG amounts of hazardous waste.
- You are not required to submit a Biennial Report in these less common situations:
 - **IF** your [generator status category](#) changed from LQG to Small Quantity Generator or Conditionally Exempt Small Quantity Generator, and you operated in that category during the entire odd numbered reporting year.
 - Change your status using the “myRCRAid” Industry App. This will stop:
 - ❖ Future Biennial Report notices, and
 - ❖ Billing for LQG annual fees by DEEP.
 - ❖ You may wish to use the new “BR Exempt” feature described below under “Before Starting Your Report”
 - **IF** your site is a TSDF in closure or post-closure and did not manage any hazardous waste during the odd numbered reporting year.
 - Submit a Site ID Form using the myRCRAid Industry App, with a comment written in Sec. 18: “Submitted in lieu of a Biennial Report. Site is in closure/post-closure and did not operate as a Large Quantity Generator or actively manage waste as a TSDF during the ____ reporting year.”
- See also the “Glossary of Some Terms Used on the BR Webpage”.

When to Report?

- March 1st of even numbered years, every two years.
- Data being reported is from the preceding odd numbered year.
- Example: **March 1, 2022 deadline for the 2021 Biennial Report year**
- Connecticut does not require such reports annually, like some other states.
- A thirty-day extension will be granted to anyone who asks for one by notifying the DEEP in writing *before* the deadline. Send an email to: DEEP.RCRAHelp@ct.gov

Before Starting Your Report

- Biennial Reports must be prepared and submitted electronically.
 - Do not use “paper” forms from an EPA website. They are incorrect for CT.
 - Use the on-line EPA database called “RCRAInfo.”
 - Biennial Report Industry Application is a subsection of RCRAInfo created for the regulated community to prepare and submit BR.
- Do not use the Internet Explorer web browser with RCRAInfo. Chrome, Edge, Firefox and Safari all work well.
- CT requirements are unchanged since the last report.
- The forms in the BR App are consistent with the regulations that CT has adopted. The forms do not require information for regulations CT has not yet adopted.
 - Some examples of requirements you will not see for CT in the BR App:
 - Pharmaceutical Rule and the PHRM waste code,
 - Episodic Generation Rule,
 - VSQG to LQG Consolidation and SQG Re-Notification requirements,
 - Hazardous Secondary Materials, and more.
- ▶ NEW for the 2021 BR: “BR Exempt” feature in the BR App
 - For Generators that previously submitted BR, but are no longer required to do so
 - “BR Exempt” feature allows you to save time and submit only a “Site ID Form” to affirmatively report that you are no longer required.
 - After clicking on “Create New Submission”, you will go to the Create BR screen
 - Go the text below the two blue buttons that starts with “OPTION”. Note: in the screenshot below the text is outlined in red. It is not outlined in RCRAInfo.
 - Follow the directions in the text about why you are no longer required to submit a BR and click on “click here” – see red arrow below
 - You may also change your generator status or make other updates as needed.
 - You will still need to sign and submit the Site ID Form, but nothing else.

Create 2021 Biennial Report

Please indicate whether you will be uploading a flat file with all Biennial Report forms or using the data entry screens.

[Upload a File](#) [Continue to Data Entry](#)

OPTION: To notify your regulator that you no longer meet the requirements to submit a Biennial Report, [click here](#). Clicking this option will allow you to submit a Site Identification Form to your regulator certifying your current regulated activities, but you will NOT be allowed to include any GM, WR, and/or OI Forms with your submission. Additionally, you must provide a reason for this exemption in the Public Comments of the Site Identification Form (Box 18).

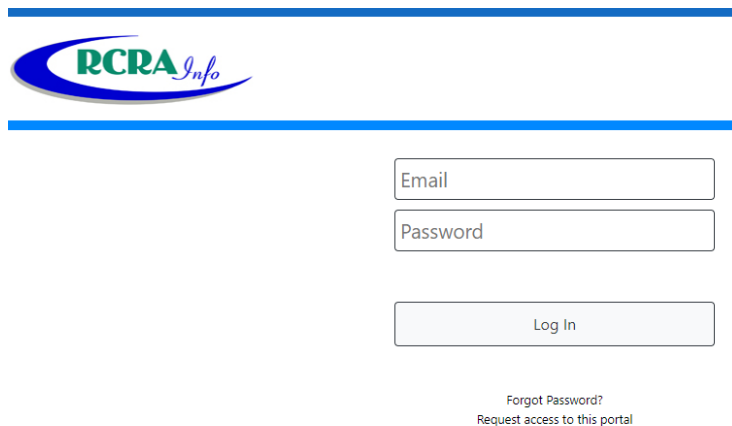
[Close](#)

Preparing and Submitting Your Biennial Report

All BRs start online with the RCRAInfo Sign-In page: <https://rcrainfo.epa.gov/rcrainfoprod/>.

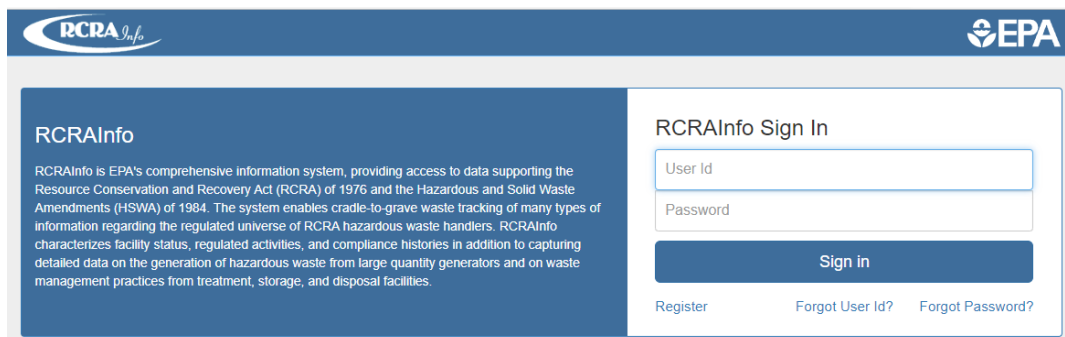
- **New Preparers**

- Start by reviewing one or both of these information sources:
 - [DEEP’s Fact Sheet “Using EPA’s Industry Applications in RCRAInfo”](#):
 - [EPA Learning Zen](#): an excellent set of videos (~ 20 min.) on how to create a RCRAInfo account and use BR App and other Industry Apps.
 - ❖ You will need to request access to Learning Zen.
 - ❖ Use the link at the bottom, below the log-in button.



The screenshot shows the RCRAInfo Sign-In page. At the top is the RCRAInfo logo. Below it are two input fields: "Email" and "Password". A "Log In" button is positioned below the password field. At the bottom of the form area, there are two links: "Forgot Password?" and "Request access to this portal".

- Create an account in RCRAInfo at the RCRAInfo Sign-In page.



The screenshot shows the RCRAInfo Sign In page. The top header includes the RCRAInfo logo on the left and the EPA logo on the right. On the left side, there is a blue box with the text: "RCRAInfo is EPA's comprehensive information system, providing access to data supporting the Resource Conservation and Recovery Act (RCRA) of 1976 and the Hazardous and Solid Waste Amendments (HSWA) of 1984. The system enables cradle-to-grave waste tracking of many types of information regarding the regulated universe of RCRA hazardous waste handlers. RCRAInfo characterizes facility status, regulated activities, and compliance histories in addition to capturing detailed data on the generation of hazardous waste from large quantity generators and on waste management practices from treatment, storage, and disposal facilities." On the right side, there is a "RCRAInfo Sign In" form with "User Id" and "Password" input fields, a "Sign in" button, and three links at the bottom: "Register", "Forgot User Id?", and "Forgot Password?".

- Add site(s) and the permissions you need.
- Next use the guidance below under “The Basics for All Users” and “Detailed Guidance.”

- **Returning Preparers**

- Retrieve a forgotten username or reset passwords on the RCRAInfo Sign-In page.
- Some Returning Users may not need guidance, as the BR App is user friendly.
- For “refresher level” guidance, see the section below: “The Basics for All Users”
- See also the “Detailed Guidance” section below.

- **All Preparers**

- **Using the BR App**
 - Once you have accessed your site, click on the Biennial Report tab.
 - Then click “Create a New Submission.”
 - Choose “Upload a File” or “Continue to Data Entry.”
 - ❖ Data Entry is the best choice for most users to add data to the BR.
 - ❖ Uploading a File is a complex process for users with many GM or WR forms, like a TSDf with many customers.
 - Select ‘Yes’ or ‘No’ to bringing GM data forward from a previous report.
 - ❖ Most users select Yes, to bring forward the most recent report data.
 - ❖ Bringing forward data is one of the best features of the BR App as most generators have fairly consistent waste streams over time.
 - All GM information will be copied forward, except for the amounts. The user only needs to:
 - data enter the amounts in the GM Forms,
 - delete GM Forms for any waste streams not generated, and
 - add GM Forms for any new waste streams.
 - RCRAInfo has built-in the ability to “save and finish later”.
 - If you submit a BR and need to make edits, call DEEP to unlock the BR
 - For more information about the BR App, the E-Manifest App and the myRCRAid App, see the fact sheet [Using EPA’s Industry Applications in RCRAInfo](#)
- **GM Forms**
 - GM Forms are for reporting on-site hazardous waste generation and management and off-site shipment in the reporting year.
 - Check to ensure the units of measure is used consistently on each form.
 - Use the guidance documents [Biennial Report Instructions and Forms 2021](#) and [BR Reportable and Non-Reportable Wastes](#) for more information.
 - “Flat Files” – Most sites will choose NOT to use a data file or “flat files” to upload their BR data. Those with numerous waste streams and numerous sites to report (e.g. TSDfS), may want to use flat file uploading. Instructions and file specifications are provided:
 - ❖ In RCRAInfo under the Documentation tab, click on “Help.”
 - ❖ Then on the left, User Guide > Site Dashboard > Biennial Report.
 - ❖ Flat file specifications are also on the ["RCRAInfo Web" webpage](#).
- **WR Forms**
 - WR Forms are for waste received. Only a few sites in CT receive waste from other sites (TSDfS), so most BRs do not include WR Forms.
 - For those uploading flat files, data for WR Forms may also be uploaded.
- **OI Forms**
 - OI Forms are optional for states, and CT does not require them. The forms are present in the BR App, but you do not need to fill them in.

- **Site Identification Form**

- For Box 10.A.1, report the generator status as it is when you submit the BR. Do not report the status as it was during the preceding reporting year.
- Do not check “Yes” in Box 17 for “Electronic Manifest Broker” unless you truly are a broker. Very few users are brokers.

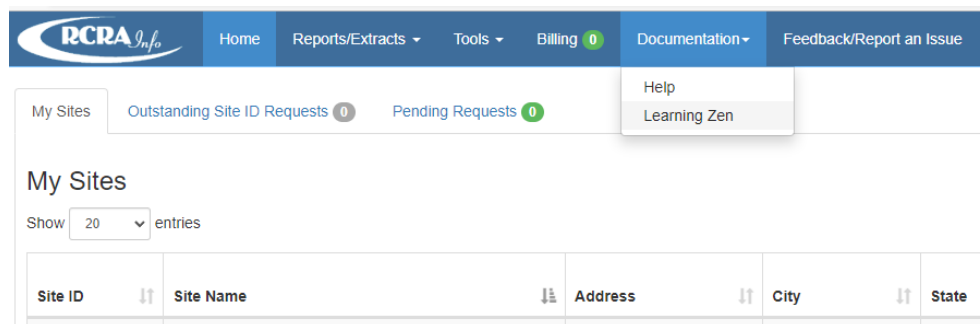
- **Detailed Guidance**

- [Biennial Report Instructions and Forms 2021](#) (EPA Form 8700-13 A/B)

- The most complete set of instructions available.
- Use the instructions only – not the forms.

- RCRAInfo Documentation

- Built into RCRAInfo Industry Apps.
- After signing-in, go to the “Documentation” tab, then click “Help.”



- Then on the left, User’s Guide > Site Dashboard > Biennial Report.



- [BR Reportable and Non-Reportable Wastes](#) (EPA Guidance Document). All regulated hazardous wastes must be included in the report. This applies also to any waste streams treated on site as well as to the wastes manifested off-site. Exceptions include but are not limited to used oil, universal wastes and wastes exported directly to a foreign country.
- [BR Frequently Asked Questions](#) (EPA Guidance Document)

What Happens After I Submit My BR?

- March 1st: DEEP receives about 350 reports (~80% of total),
- March – April: DEEP tries to contact late submitters.
- April – June: DEEP does preliminary data review.
 - About 30 – 40 sites will get a call or email from DEEP with questions.
 - DEEP's goal is good data collection, not enforcement for errors.
 - DEEP can unlock the report for you if corrections are needed.
 - You will be notified by RCRAInfo when DEEP accepts the corrected report.
- July – August: EPA runs data quality checks.
- September – October: DEEP final review.
 - About 5 – 10 sites will get a call or email from DEEP with questions.
- November: EPA closes and locks all reports to users and DEEP.
- December: EPA publishes the final national report.

What do DEEP and EPA do with the reports?

- DEEP use the reports to understand site activity, guide selection of inspection candidates, develop industry sector initiatives and outreach efforts, etc.
- EPA compiles the data from the sites in all States to prepare a higher level, national report about trends in HW management and capacity assurance.

Glossary of Some Terms Used on this Webpage

- **Handler** - Any entity that generates, stores, treats or disposes of any waste defined by the Connecticut Hazardous Waste Management Regulations as a [hazardous waste](#). Handlers are further defined as one of the following:
 - **TSDF** - Treatment, Storage and Disposal Facility – a facility specially permitted to receive, treat, store or dispose of [hazardous wastes](#), OR any historic land disposal facility that has not yet been fully "clean closed".
 - **LQG** - Large Quantity Generator - a facility that generates more than 1,000 kilograms (Kg) of [hazardous wastes](#) in any calendar month, **or** accumulates more than 1,000 Kg of hazardous waste, **or** generates or accumulates more than 1 Kg of [acute hazardous waste](#).
 - **SQG** - Small Quantity Generator - a facility that generates more than 100 Kg but never more than 1,000 Kg of [hazardous wastes](#) in any calendar month, **and** does not accumulate more than 1,000 Kg of hazardous waste **and** does not generate or accumulate more than 1 Kg of [acute hazardous waste](#).
 - **CESQG** - Conditionally Exempt Small Quantity Generator - a facility that does not generate more than 100 Kg of [hazardous waste](#) in any calendar month **and** does not accumulate more than 1,000 Kg of hazardous waste **and** does not generate or accumulate more than 1 Kg of [acute hazardous waste](#).

- **Hazardous waste** - Any waste that is defined as hazardous by the [Code of Federal Regulations, Title 40, part 261 \(40 CFR 261\), subparts C and D](#), as those regulations are incorporated by reference and modified by [Section 22a-449\(c\)-101 of the Regulations of Connecticut State Agencies \(RCSA\)](#). These regulations describe the various hazardous wastes and their associated codes.

Questions?

Please call or email the DEEP Hazardous Waste Compliance Helpline at:

- 888-424-4193, or
- DEEP.RCRAHelp@ct.gov

Content Last Updated January 18, 2022