



Connecticut State Department of Education Health Services Program Information Survey

Summary of Highlights 2004-2014

Background:

The Connecticut State Department of Education (CSDE), as part of its ongoing efforts to support and expand school health services provided to Connecticut students, has completed its eleventh year of data collection regarding school health services. This data collection process is designed to assist the CSDE to understand the status of school health services in Connecticut school districts, the needs of school districts and students in the area of school health services, and progress being made in these areas over time.

As one component of these ongoing efforts, the CSDE commissioned **EDUCATION CONNECTION** to develop an online survey to collect information regarding the status of school health services from school districts throughout Connecticut. **EDUCATION CONNECTION** designed the survey process in collaboration with the CSDE and the Connecticut State Health Records Committee. The survey process was pilot-tested in spring 2003, and then implemented in spring 2004. The survey has been administered annually since 2004.

Each year, the Coordinator of School Nursing in each of 169 Connecticut school districts has been asked to complete the online survey. Response rates have ranged from 61 to 89 percent over the eleven-year period. Each year, **EDUCATION CONNECTION** has analyzed the questionnaire data using the IBM Statistics Package and developed a report in collaboration with the CSDE. Final reports are available on the **EDUCATION CONNECTION** Web site.

This report presents a summary of survey highlights from 2004 to 2014. The purpose of this summary is to assist school districts and state agencies to track trends in the status of school health services and needs over time. Because the survey has been reviewed and revised as necessary over time, the time range presented in this summary varies.

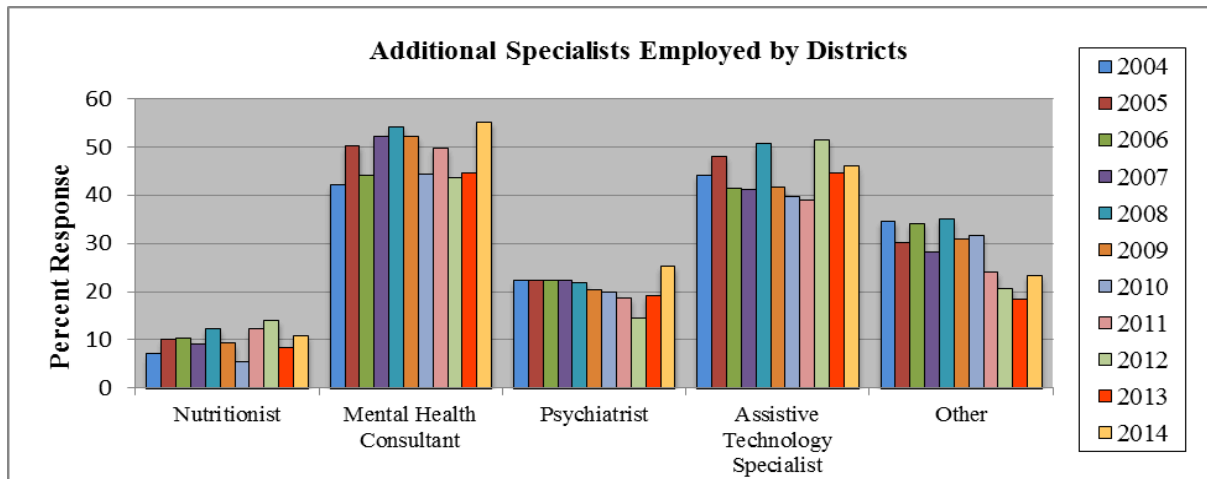
Nursing Staff:

- Approximately 56 to 70 percent of full-time equivalent (FTE) school nursing staff in Connecticut districts is classified as school nurses. Another 6 to 9 percent are nurse leaders.

Nursing Staff Classification	Percent of FTE Staff									
	2005	2006	2007	2008	2009	2010	2011	2012	2013	2014
Nurse Leaders	8.7%	7.5%	8.4%	6.2%	8.7%	7.9%	7.9%	7.2%	7.0%	7.2%
School Nurses	67.0	67.7	67.3	60.2	69.8	55.9	66.8	66.6	68.5	64.2
Other Registered Nurses	8.8	9.1	6.3	11.8	7.8	17.8	12.0	12.2	9.5	13.9
Nursing Support	15.5	15.7	18.0	21.8	13.7	18.4	13.3	14.1	14.9	14.7

Additional Staff:

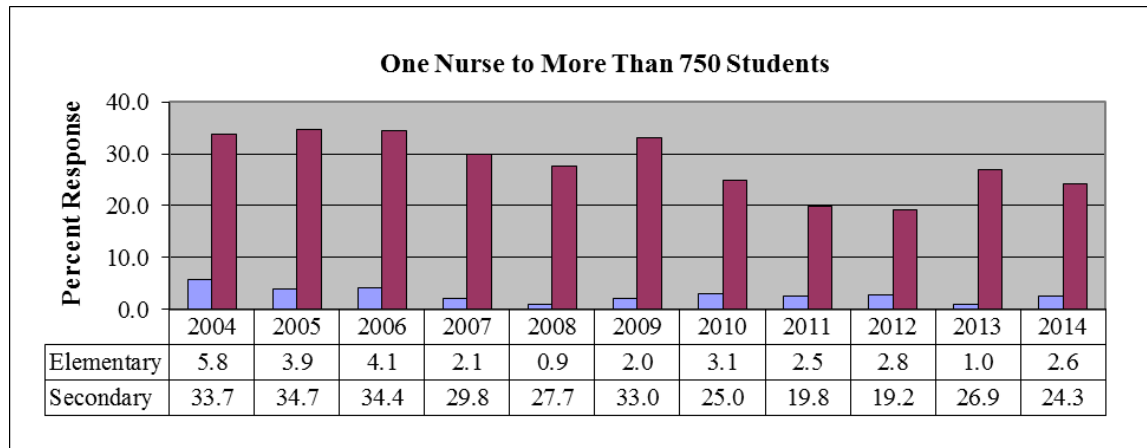
- Approximately 16% of responding districts use the service of medical advisors more than 10 hours per month.
- Approximately seventy-five percent of medical advisors specialize in pediatrics or family medicine.
- In the areas of mental health services and psychiatry, survey results suggest a significant increase in the percentage of districts employing specialists in these areas. Mental health services were increased by slightly over 10% in 2013-14. Districts show slightly higher rates of employment among all other specialists as well.



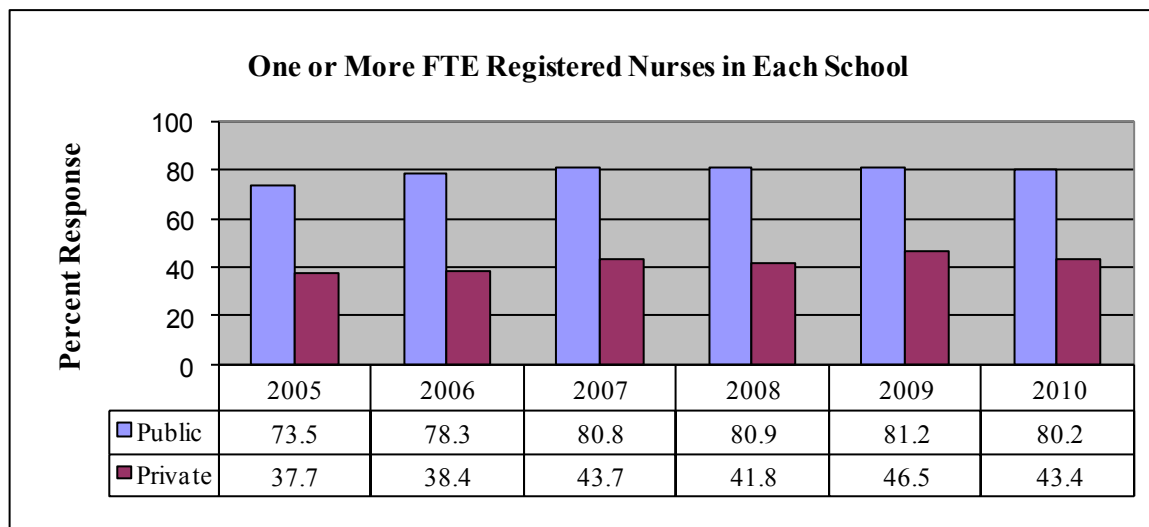
Staffing Levels:

- A majority of Connecticut schools meet national guidelines that recommend a school district have a nurse-to-student ratio of no less than 1 nurse to 750 students in the general population. In addition, the guidelines recommend 1 nurse to 225 students in student populations requiring daily professional school nursing services or interventions, 1 nurse to 125 students in student populations with complex health care needs, and 1 nurse per student for individual students who require daily and continuous professional nursing services. Survey results for 2013-2014 suggest that slightly less than 1 in 4 secondary level schools in Connecticut may not meet general population guidelines. It is important to note that no information is collected regarding the acuity levels of the student population being reported.

- Approximately 24 percent of districts did not meet the guideline of 1 nurse to 750 students at the secondary level, and 2.6 percent at the elementary level did not meet guidelines. The percentage of districts not meeting the guidelines at the secondary level decreased by approximately 2.6% in the past year, following the previous year's increase of 7% .



- Between 2005-2010, 8 in 10 Connecticut school districts and 4 in 10 private, non-profit school districts had the equivalent of at least one full-time registered nurse in each school. *

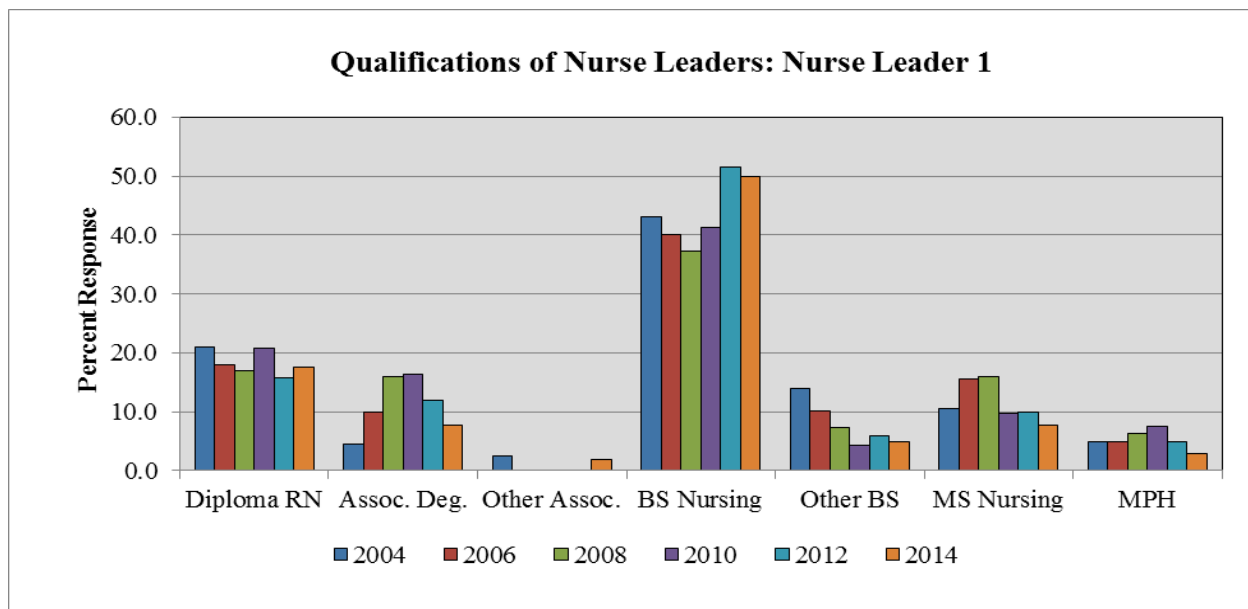


* Data was not collected from 2011-2014 due to change in data collection methodology

Staff Qualifications:

Nurse leader credentials are shifting over time...

- The highest percentage of nurse leaders have a B.S. in Nursing and has generally increased in most districts over time.
- The percentage of nurse leaders with non-nursing B.S. degrees has shown an overall decrease since 2004.
- The percentage of diploma R.N. nurse leaders has remained fairly steady in recent years while the percentage of leaders with an Associate degree has continued to decline slightly.

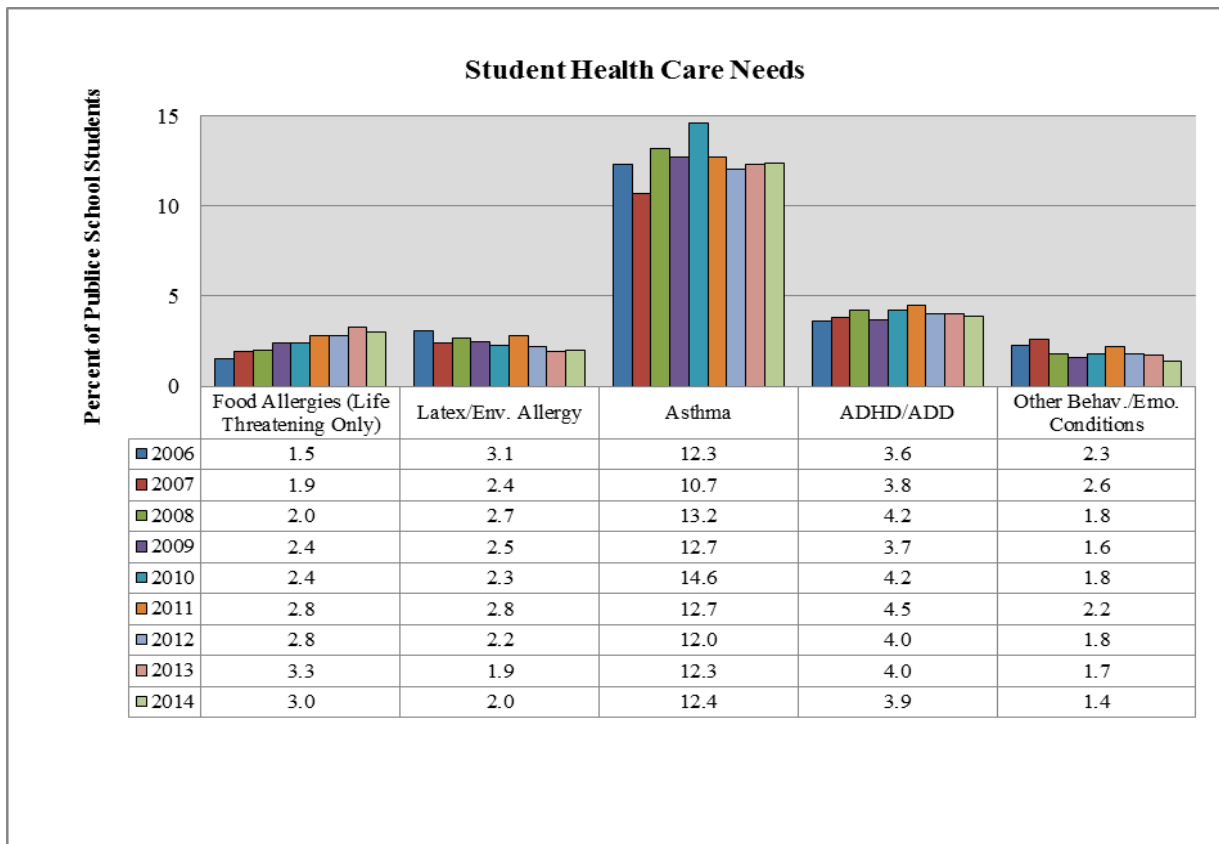


Health Care Screenings:

- The optional service provided most frequently by districts to their public school students is pediculosis screening.
- Between 20 and 25 percent of public school students receive pediculosis screenings. In 2013-14, less than 1% percent of students received nutrition screening.
- The past year experienced a significant increase in reported mental health screenings in public schools, doubling from approximately 2 percent to 4%.
- 7 to 24 percent of districts provide dental services. The percentage of public school students receiving dental screenings has never exceeded 13 percent.
- Vision screenings, compared to other mandatory services, continue to generate the greatest number of referrals. From 4 to 6 percent of vision screenings result in a referral.

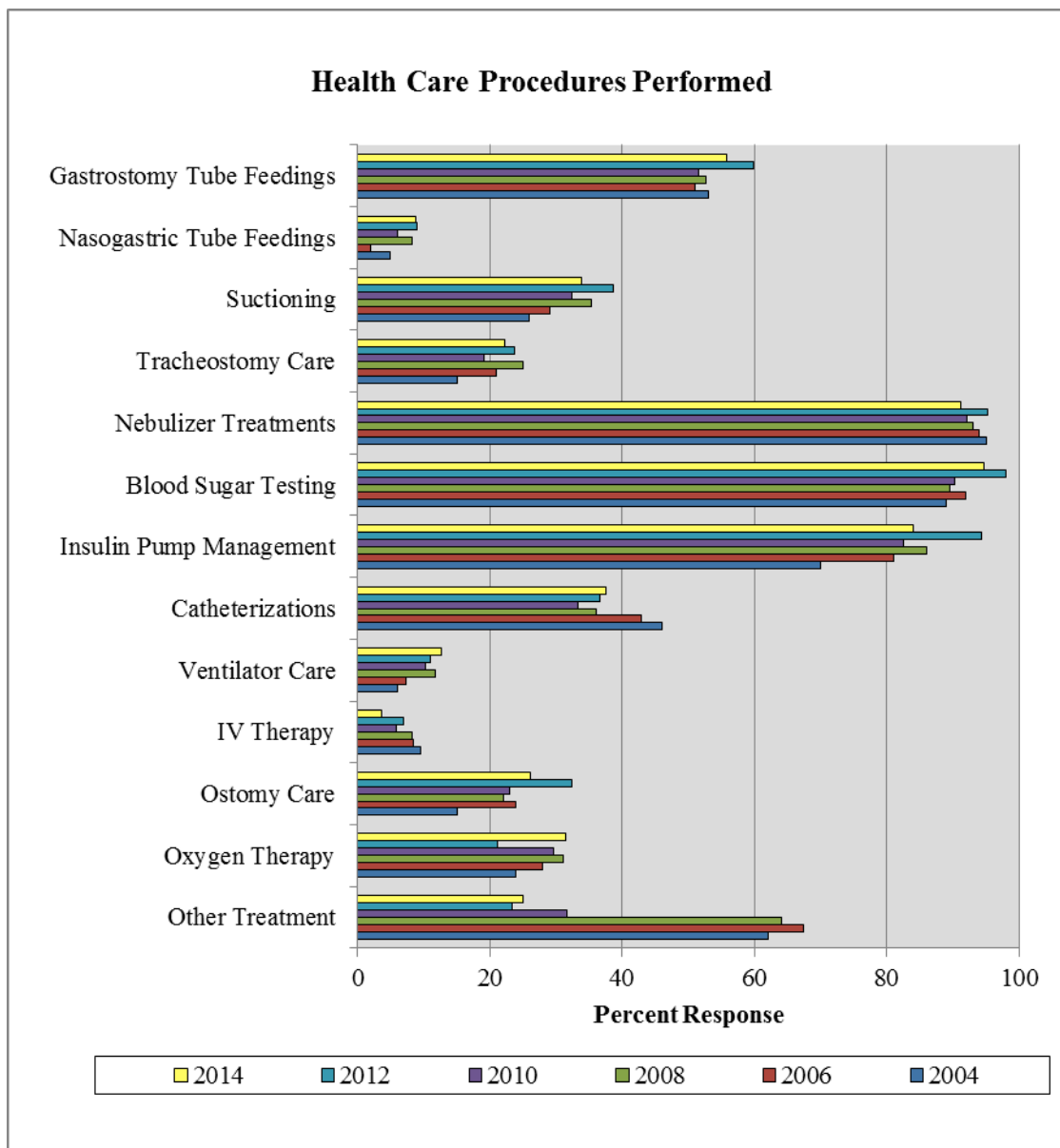
Student Health Care Needs:

- Connecticut school nurses provide services to students with a wide range of physical and emotional health needs. The health care conditions reported most frequently by districts are asthma, Attention Deficit Hyperactivity Disorder/Attention Deficit Disorder (ADHD/ADD), food allergies, latex allergies and speech defects.
- Approximately 12.3 percent of public school students in Connecticut are reported to have asthma.
- Approximately 3.9 percent of public school students are reported to have ADHD/ADD and an additional 2.7 students are reported for other behavioral conditions.
- The percent of public school students with life threatening food allergies has generally increased slightly each year since 2006.



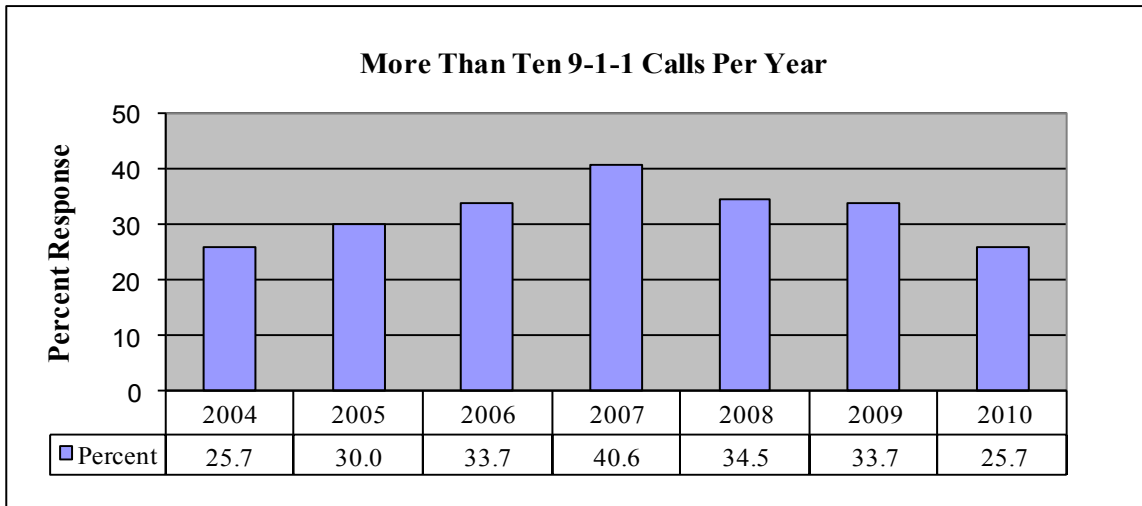
Health Care Procedures Performed by School Nurses:

- The health care procedures most likely to be performed in the public school setting are nebulizer treatments, blood sugar testing, and insulin pump management.
- At least 84 percent of districts serving public schools perform nebulizer treatments, blood sugar testing, and insulin pump management.
- All procedures are less likely to be performed in the private, non-profit school setting than in the public school setting.



9-1-1 Calls:

- The percentage of districts making more than ten 9-1-1 calls per year peaked in 2007 at 41 percent.
- Injury is the most frequently cited reason for 9-1-1 calls. Anaphylaxis and seizure disorders are increasingly being reported as additional reasons for calling 9-1-1.



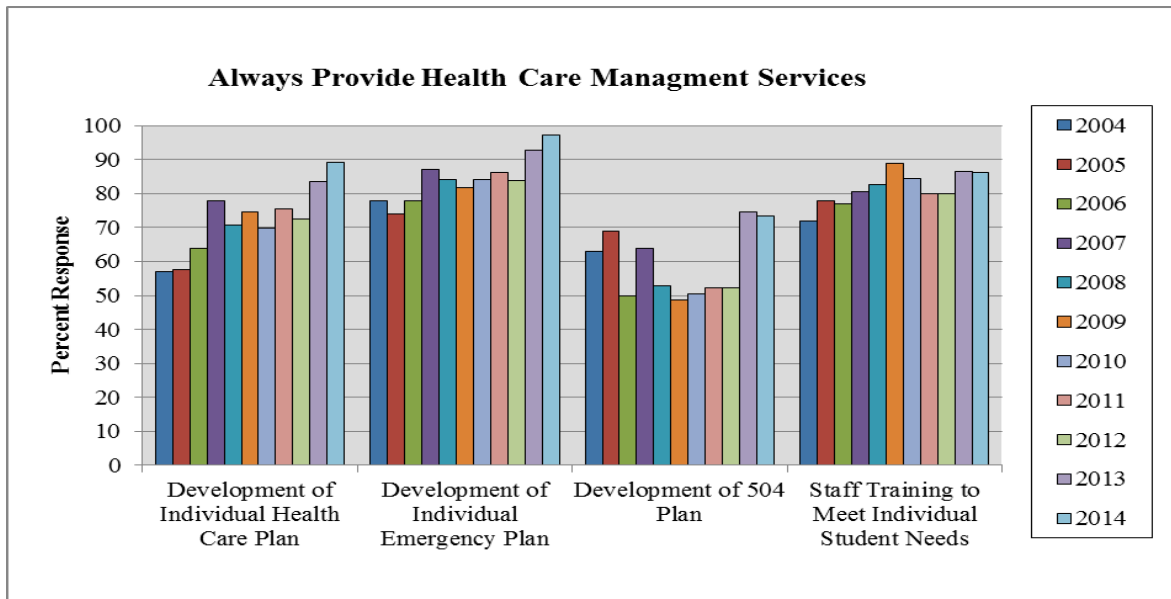
Note: During 2011, data collection was altered to identify the actual number of 9-1-1 calls per district.

From **2011 through 2014**, approximately **three** 9-1-1 calls were made for every 1,000 students in the public schools. Fewer 9-1-1 calls per student were made for students in the private, non-profit schools.

For staff and other adults in 2014, 108 public school districts reported that a total of **323** 9-1-1 calls were made, and for private schools, a total of **25** 9-1-1 calls were reported among 46 responding districts.

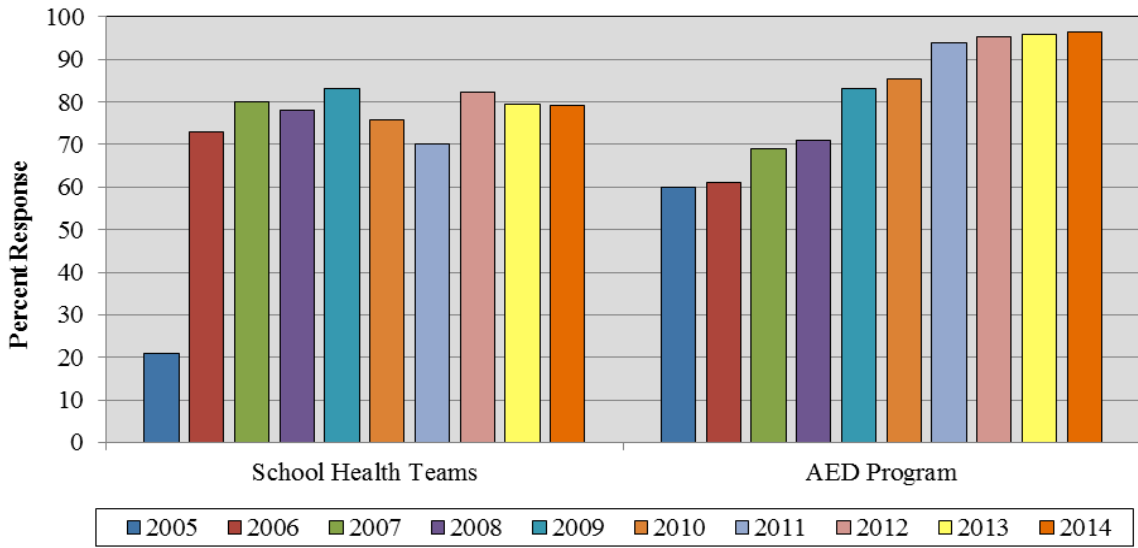
Health Coordination/Education:

- The number of reporting districts that always provide individual health care plans, individual emergency plans, and staff training to meet individual student needs show a gradual increase over the last decade. The percent of districts that always provide development of 504 Plans has generally remained flatter over time, with the exceptions of 2013 and 2014 which indicate significant increases.
- The health care management service most likely to be provided by districts on a consistent basis is the development of individual emergency plans. Ninety-seven percent of districts always provided this health care management service in 2014.



- An increasing number of districts have an automatic external defibrillator (AED) program in place.
- Sixty percent of districts had an AED program in 2005 compared to 96.4 percent in 2014.
- Since 2007, about 80% of reporting districts indicated having a School Health Team. Following a slight decline in 2010 and 2011, this level returned to approximately 80% between 2012 and 2014.

Districts with Specific Programs



EDUCATION CONNECTION does not discriminate in any of its programs, activities, or employment practices on the basis of race, color, national origin, ancestry, sex, religion, age, disability, veteran, marital or familial status. To file a complaint of discrimination write USDA Director, Office of Civil Rights, Washington, DC 20250-9410.