


STATE OF CONNECTICUT

Connecticut Parole and Community Services
Monthly Report



October 2005

(October 2004 to October 2005)

Prepared by
Jerry Stowell

FOR
BOARD OF PARDONS & PAROLES (BOPP)
AND
DEPARTMENT OF CORRECTION (DOC)
Parole and Community Services Division

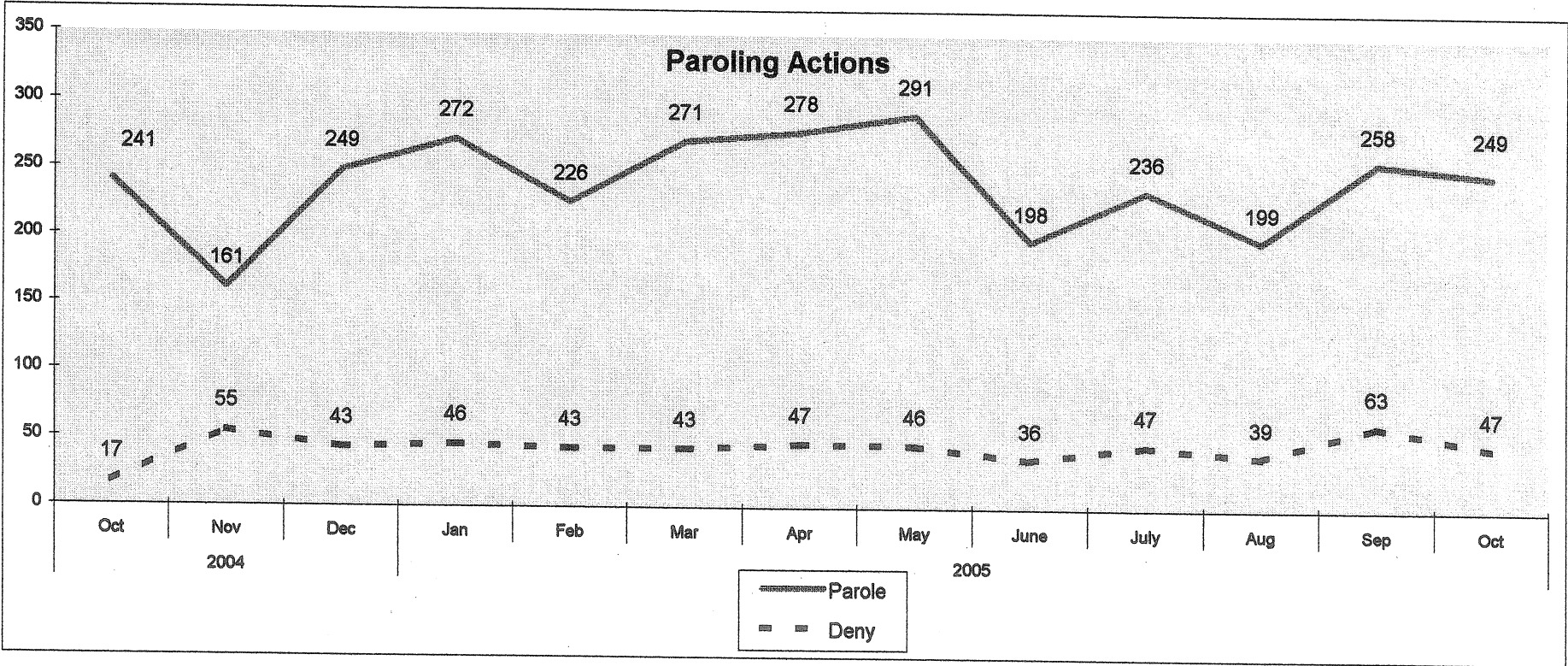
**Correctional Population and Parole Eligibility
October 31, 2005**

Confined Population	18,349		
(Unsentenced and Special Inmates)	(4,220)	Balance	14,129
(Sentences 2 Years & Less, Cuscom, New Admits)	(4,330)	Balance	9,799
(Parole Ineligible, crime committed)	(773)	Balance	9,026
(SRG Classification)	(205)	Balance	8,821
(Wright Decision Cases)	(388)	Balance	8,433
(Level 5 Classification)	(42)	Balance	8,391
(Chronic Disciplinary Unit Classification)	(35)		
Population Eligible for Parole Consideration	8,356		

**Connecticut Board of Parole
Hearings Division Monthly Statistics
October 31, 2005**

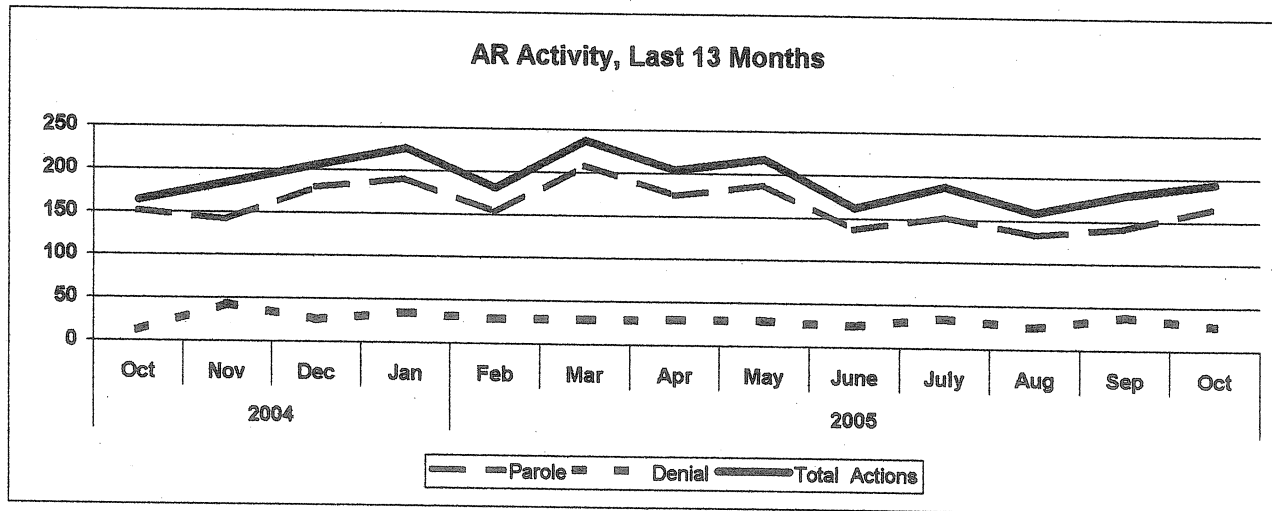
	2004			2005									
	Oct	Nov	Dec	Jan	Feb	Mar	Apr	May	June	July	Aug	Sep	Oct
Full Panel Actions													
Parole	90	20	70	82	74	63	104	104	61	83	66	117	83
Deny	5	12	17	11	14	14	17	16	11	12	13	24	19
Medical Parole	0	0	0	0	0	0	0	1	0	0	0	0	0
Revoke	33	26	26	58	20	20	32	33	43	28	34	31	36
Revoke & Reparole	41	34	62	69	63	60	62	72	66	58	57	69	72
Rescind	1	3	3	6	3	2	5	3	3	4	6	4	5
Rescind & Reparole	11	15	15	12	13	18	17	25	19	21	15	8	32
Early Parole Discharge	0	0	0	0	0	0	0	0	0	0	0	0	0
Total Full Panel Actions	181	110	193	238	187	177	237	254	203	206	191	253	247
Administrative Review Actions													
Parole	151	141	179	190	152	208	174	187	137	153	133	141	166
Deny	12	43	26	35	29	29	30	30	25	35	26	39	28
Total Admin. Review Actions	163	184	205	225	181	237	204	217	162	188	159	180	194
Staff Actions													
Case Review	54	13	11	8	22	26	20	19	16	10	12	3	5
Review & Reschedule	322	276	410	531	207	352	268	308	287	293	215	253	225
Close Interest	54	65	148	98	22	60	84	66	70	66	25	27	32
Total Actions	774	648	967	1100	619	852	813	864	738	763	602	716	703
Total Hearing Dates	20	15	15	15	15	15	15	15	14	13	15	16	14
Parole Grant Rate													
Full Panels	95%	63%	80%	88%	84%	82%	86%	87%	85%	87%	84%	83%	81%
Administrative Reviews	93%	77%	87%	84%	84%	88%	85%	86%	85%	81%	84%	78%	86%

**Connecticut Board of Parole
Hearings Division Monthly Statistics
October 31, 2005**



**Connecticut Board of Parole
Hearings Division Monthly Statistics
Administrative Reviews
October 31, 2005**

	2004			2005									
	Oct	Nov	Dec	Jan	Feb	Mar	Apr	May	June	July	Aug	Sep	Oct
Parole	151	141	179	190	152	208	174	187	137	153	133	141	166
Denial	12	43	26	35	29	29	30	30	25	35	26	39	28
Medical Parole	0	0	0	0	1	0	0	0	0	0	0	0	0
Total Actions	163	184	205	226	181	237	204	217	162	188	159	180	194



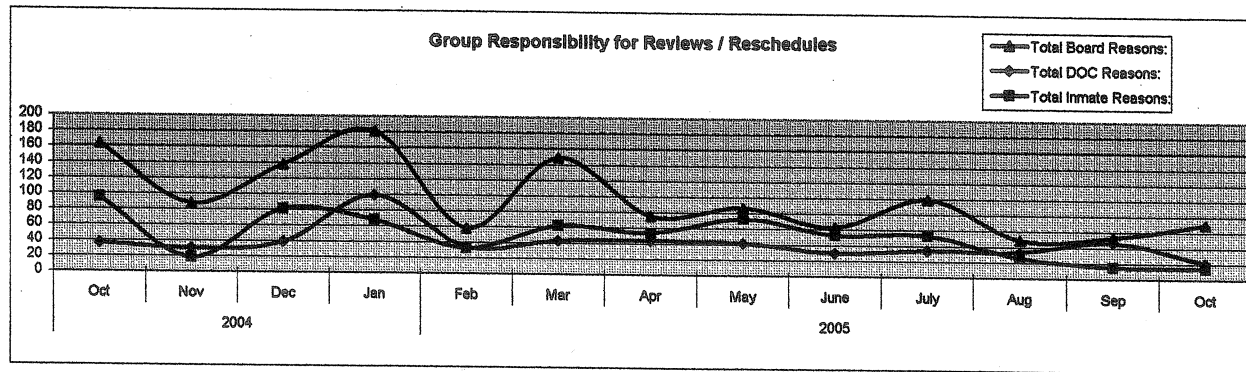
**Connecticut Board of Parole
Hearings Division Monthly Statistics
Current Location
October 31, 2005
Persons Granted Parole via Administrative Reviews**

Granting Month

Location	2004		2005												12 mo. Total
	Oct	Nov	Dec	Jan	Feb	Mar	Apr	May	June	July	Aug	Sep	Oct		
CT Parole Supervision	1	5	3	5	5	5	3	3	8	2	2	2	6	49	
Out-of State Parole Supervision	0	0	0	1	0	0	0	0	0	0	0	0	0	1	
Abscond from Parole	0	0	0	0	0	0	0	0	0	0	0	0	0	0	
Halfway House	3	10	4	10	6	11	8	4	16	1	4	5	4	83	
Confined in CT, to be Released	147	126	241	174	141	191	161	179	113	150	127	134	156	1893	
Confined, Out of State	0	0	0	0	0	0	0	0	0	0	0	0	0	0	
Furlough	0	0	1	0	0	0	0	0	0	0	0	0	0	1	
Escaped, Prior to Release	0	0	0	0	0	0	0	0	0	0	0	0	0	0	
Reconfined	0	0	0	0	0	0	0	0	0	0	0	0	0	0	
TS	0	0	0	0	0	0	0	0	0	0	0	0	0	0	
Discharged	0	0	0	0	0	0	0	1	0	0	0	0	0	1	
Virginia	0	0	0	0	0	0	0	0	0	0	0	0	0	0	
Medical Hospital	0	0	0	1	0	1	0	0	0	0	0	0	0	2	
Total	151	141	249	191	152	208	172	187	137	153	133	141	166	2030	

**Connecticut Board of Parole
Types of Review and Rescheduling Activities
October 2005**

	2004				2005								
	Oct	Nov	Dec	Jan	Feb	Mar	Apr	May	June	July	Aug	Sep	Oct
<u>Inmate-Related Reasons:</u>													
<u>Regular Hearings</u>													
In Seg/Punitive Seg	0	0	2	1	0	0	0	4	0	0	0	2	0
Inmate's Request	0	0	0	0	0	0	0	0	0	0	0	0	0
Pending Charges	7	1	36	32	3	17	15	24	15	20	6	4	3
Pending DR	0	0	0	0	0	1	0	0	0	0	0	0	0
SRG Affiliation	0	0	0	2	1	4	0	2	1	2	0	2	0
Pending Waiver	0	0	0	0	0	0	0	0	0	0	0	0	0
85% Status	32	1	30	22	5	13	18	21	19	21	5	2	4
Case Review	54	13	11	8	22	26	20	19	16	10	12	3	5
<u>Revocation Hearings:</u>													
Attorney	0	0	0	0	0	0	0	0	0	0	0	0	0
Pending Charges	2	3	2	3	1	1	1	3	2	0	3	2	2
Total Inmate Reasons:	95	18	81	68	32	62	54	73	53	53	26	15	14
<u>DOC-Related Reasons</u>													
<u>Regular Hearings</u>													
Transportation	27	29	29	66	20	27	34	32	20	23	22	35	14
Awaiting MH Evaluation	9	1	10	33	14	16	10	9	10	11	11	11	7
Total DOC Reasons:	36	30	39	99	34	43	44	41	30	34	33	46	21
<u>Board-Related Reasons</u>													
<u>Regular Hearings</u>													
Additional Info	55	60	94	90	28	52	32	33	38	46	28	38	46
Additional Offense Info	9	3	20	22	8	24	23	32	9	22	17	13	17
Hearing Cancelled	82	25	3	7	16	54	1	0	0	0	0	0	3
Ineligible-PE date	0	0	0	0	0	0	0	0	0	0	0	0	0
No Parole Package	0	0	0	0	0	0	0	0	0	0	0	0	0
Awaiting Sex Offender Eval	0	0	0	0	0	1	0	0	0	0	0	0	0
Other	18	0	21	62	6	18	19	22	16	31	4	2	4
Total Board Reasons:	164	88	138	181	58	149	75	87	63	99	49	53	70
All Reasons:	295	136	258	348	124	254	173	201	146	186	108	114	105

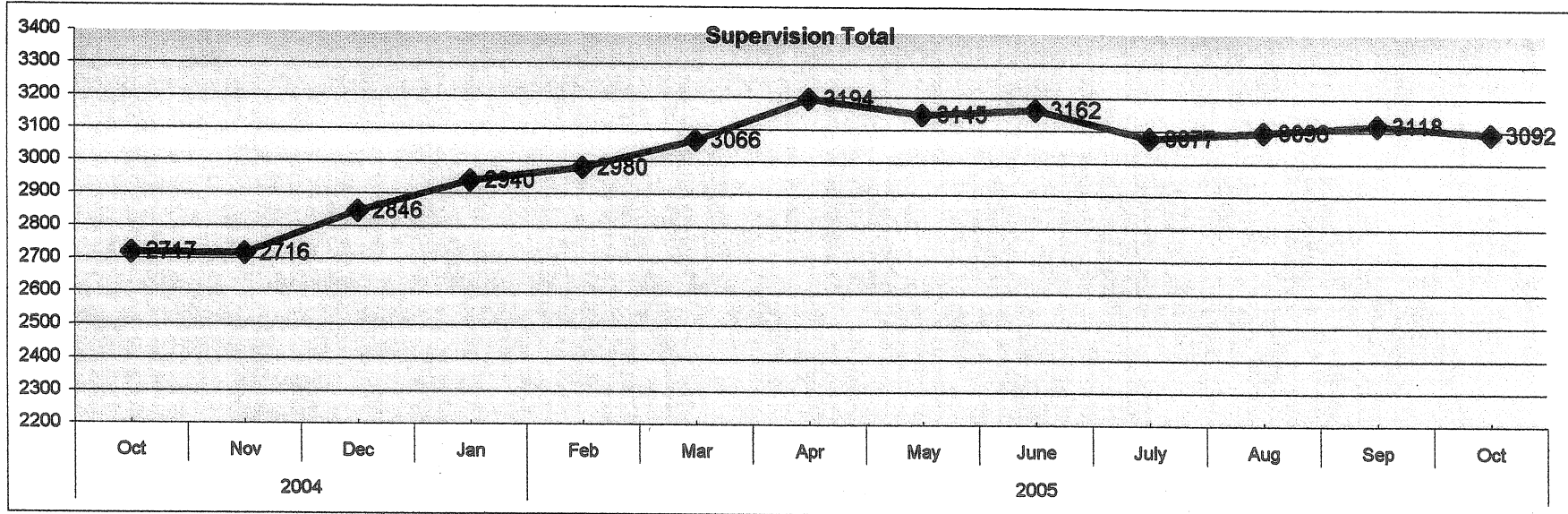


**Parole Granting Rate
November 2004 - October 2005**

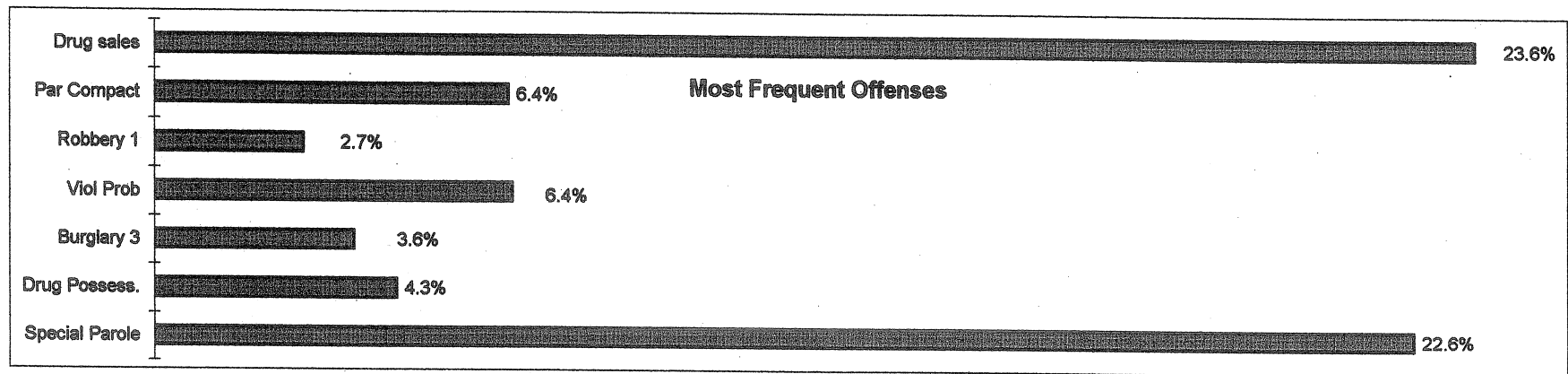

	Full Panel Hearings	Administrative Reviews
November	63%	77%
December	80%	87%
January	88%	84%
February	84%	84%
March	86%	87%
April	86%	85%
May	87%	86%
June	85%	85%
July	87%	81%
August	84%	84%
September	83%	78%
October	81%	86%
Average:	83%	84%

Connecticut Board of Parole Parole Supervision Caseload October 31, 2005

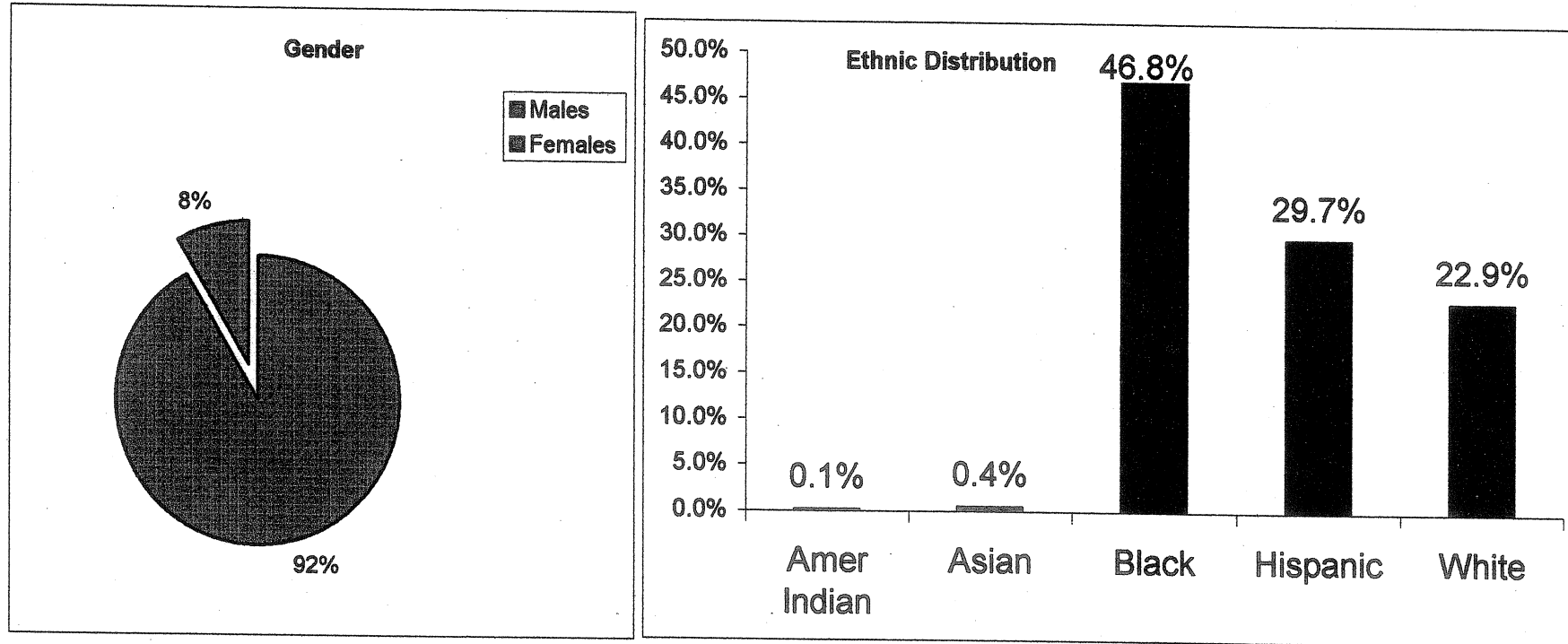
	2004				2005								
	Oct	Nov	Dec	Jan	Feb	Mar	Apr	May	June	July	Aug	Sep	Oct
CT Parolees Supervised in CT	2345	2332	2450	2528	2552	2622	2758	0	2726	2664	2674	2702	2675
Out Of State Parolees Supervised in CT	166	174	170	183	191	198	201	0	197	170	179	178	182
CT Supervision Total:	2511	2506	2620	2711	2743	2820	2959	2902	2923	2834	2853	2880	2857
CT Parolees Supervised Out of State	206	210	226	229	237	246	235	243	239	243	243	238	235
Supervision Total:	2717	2716	2846	2940	2980	3066	3194	3145	3162	3077	3090	3118	3092
Parole Violators Confined	406	412	465	496	468	524	542	0	394	449	421	390	463
GRAND TOTAL	3123	3128	3311	3436	3448	3590	3736	3145	3556	3526	3517	3508	3555



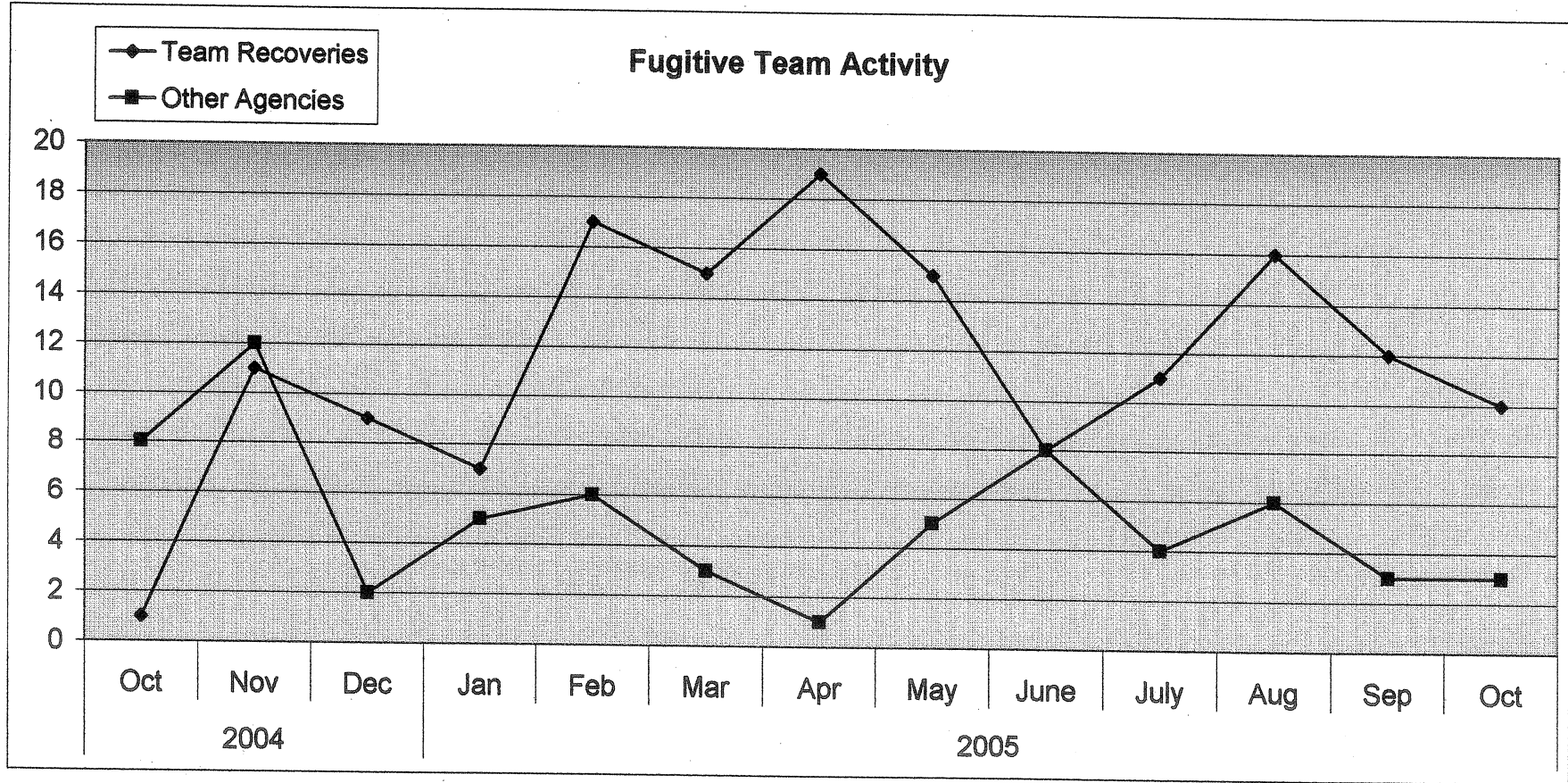
**Connecticut Board of Parole
Parole Supervision Caseload
October 31, 2005**



**Connecticut Board of Parole
Parole Supervision Caseload
October 31, 2005**



**Connecticut Board of Parole
Parole Supervision Caseload
October 31, 2005**



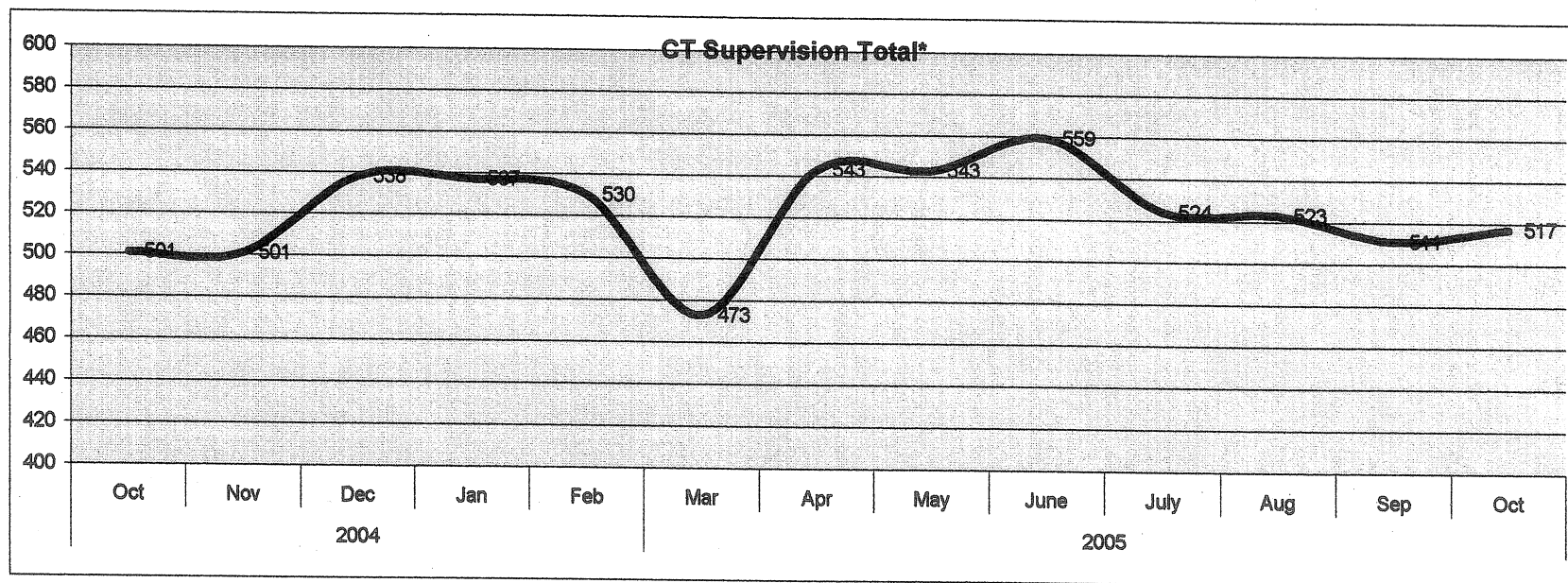
**Connecticut Board of Parole
Parole Supervision Caseload
October 31, 2005**

	2004			2005									
	Oct	Nov	Dec	Jan	Feb	Mar	Apr	May	June	July	Aug	Sep	Oct
Number of Parolees Employed:	2023	1964	2066	2081	2050	2097	2224	0	2211	2266	2276	2282	2189
Parolees Unemployable:	306	308	367	413	459	419	445	0	511	403	368	409	440
Proportion Employed:	92%	89%	92%	91%	90%	87%	88%		92%	93%	92%	92%	91%
Number Active in Parole Works:	177	180	176	201	227	264	238	0	169	153	196	174	174
# Community Service Hours:	485	345	18	0	170	411	659	0	149	232	211	145	218

Parole Supervision Caseload October 31, 2005

Bridgeport District Office Supervision Caseload

	2004			2005									
	Oct	Nov	Dec	Jan	Feb	Mar	Apr	May	June	July	Aug	Sep	Oct
CT Parolees Supervised in CT	472	470	510	500	492	438	504	504	518	486	490	476	486
Out Of State Parolees Supervised in CT	29	31	28	37	38	35	39	39	41	38	33	35	31
CT Supervision Total:	501	501	538	537	530	473	543	543	559	524	523	511	517
Parole Violators Confined	72	75	77	76	73	65	77	77	76	81	68	53	74
GRAND TOTAL	573	576	615	613	603	538	620	620	635	605	591	564	591

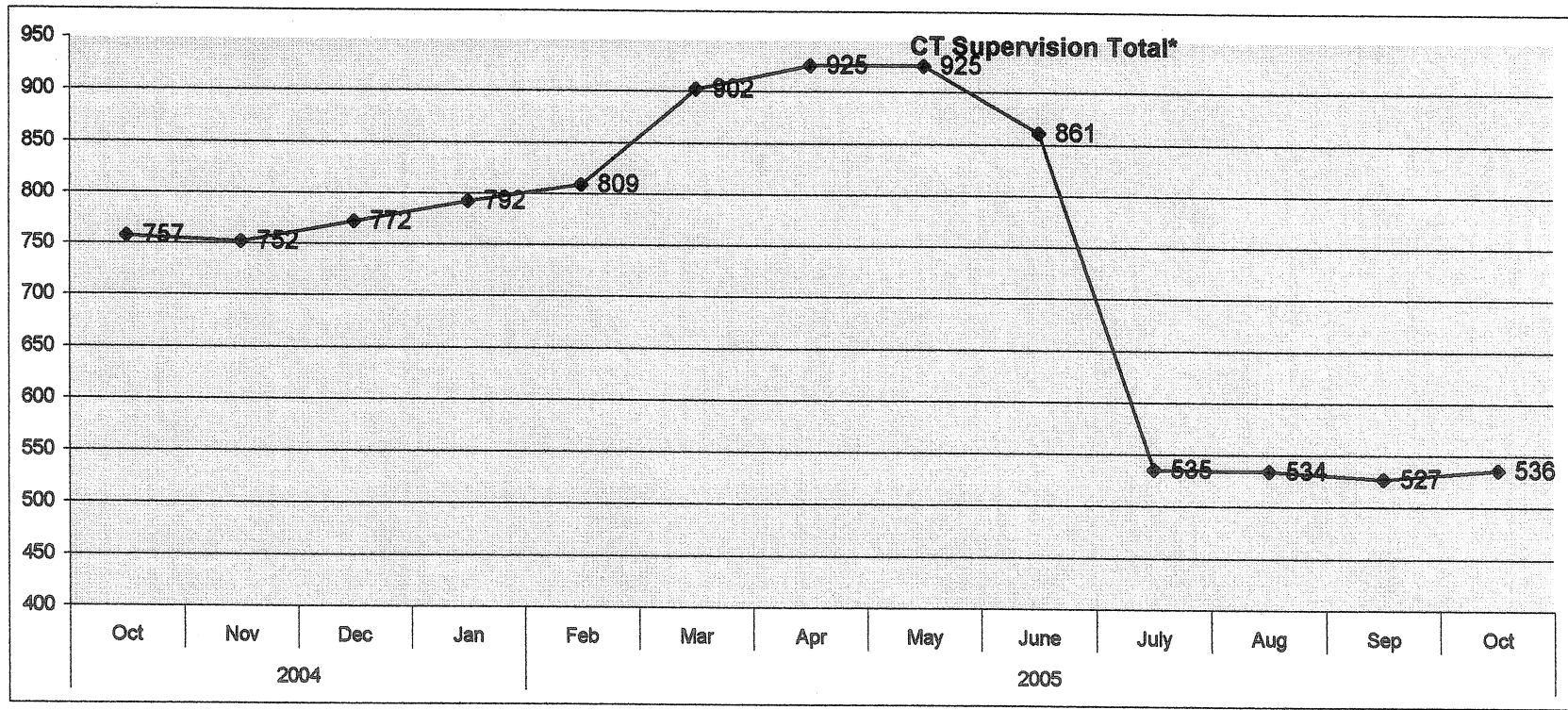


Parole Supervision Caseload

October 31, 2005

Hartford District Office Supervision Caseload

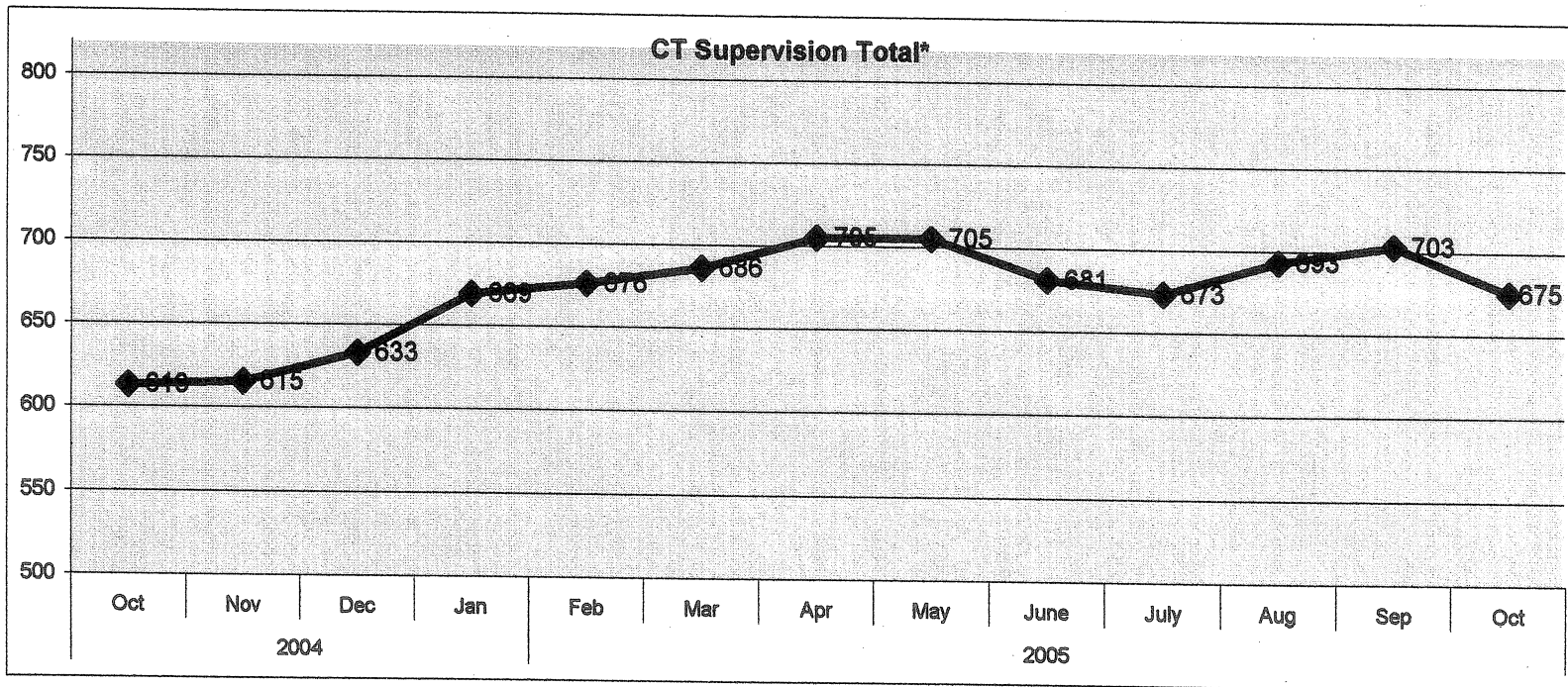
	2004			2005									
	Oct	Nov	Dec	Jan	Feb	Mar	Apr	May	June	July	Aug	Sep	Oct
CT Parolees Supervised in CT	698	690	708	726	739	831	853	853	799	521	505	499	508
Out Of State Parolees Supervised in CT	59	62	64	66	70	71	72	72	62	14	29	28	28
CT Supervision Total:	757	752	772	792	809	902	925	925	861	535	534	527	536
Parole Violators Confined	146	142	157	163	167	191	191	191	120	74	60	70	67
GRAND TOTAL	903	894	929	955	976	1093	1116	1116	981	609	594	597	603



Parole Supervision Caseload October 31, 2005

New Haven District Office Supervision Caseload

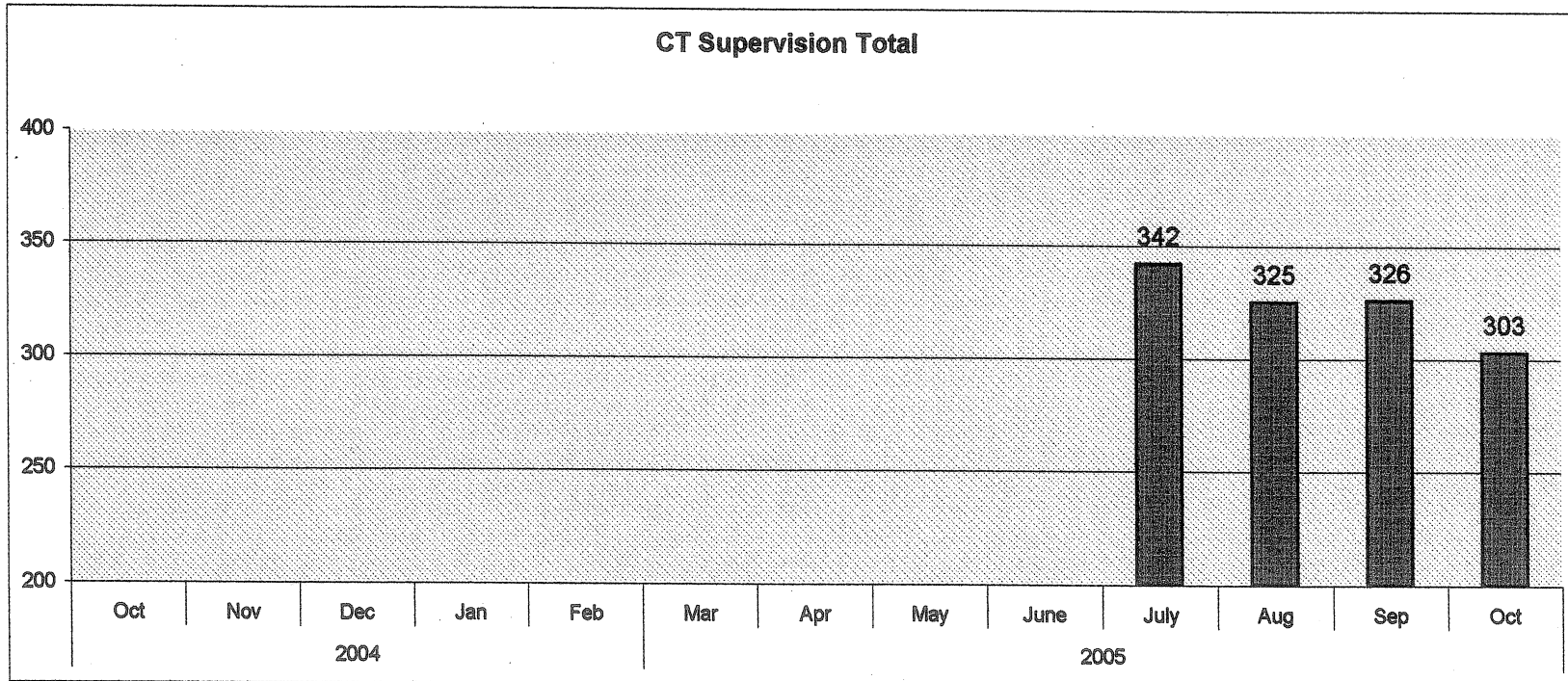
	2004			2005									
	Oct	Nov	Dec	Jan	Feb	Mar	Apr	May	June	July	Aug	Sep	Oct
CT Parolees Supervised in CT	583	582	600	636	643	650	673	673	649	641	662	670	642
Out Of State Parolees Supervised in CT	30	33	33	33	33	36	32	32	32	32	31	33	33
CT Supervision Total:	613	615	633	669	676	686	705	705	681	673	693	703	675
Parole Violators Confined	113	121	122	132	128	141	153	153	114	126	124	115	148
GRAND TOTAL	726	736	755	801	804	827	858	858	795	799	817	818	823



Parole Supervision Caseload October 31, 2005

Norwich/New London Caseload

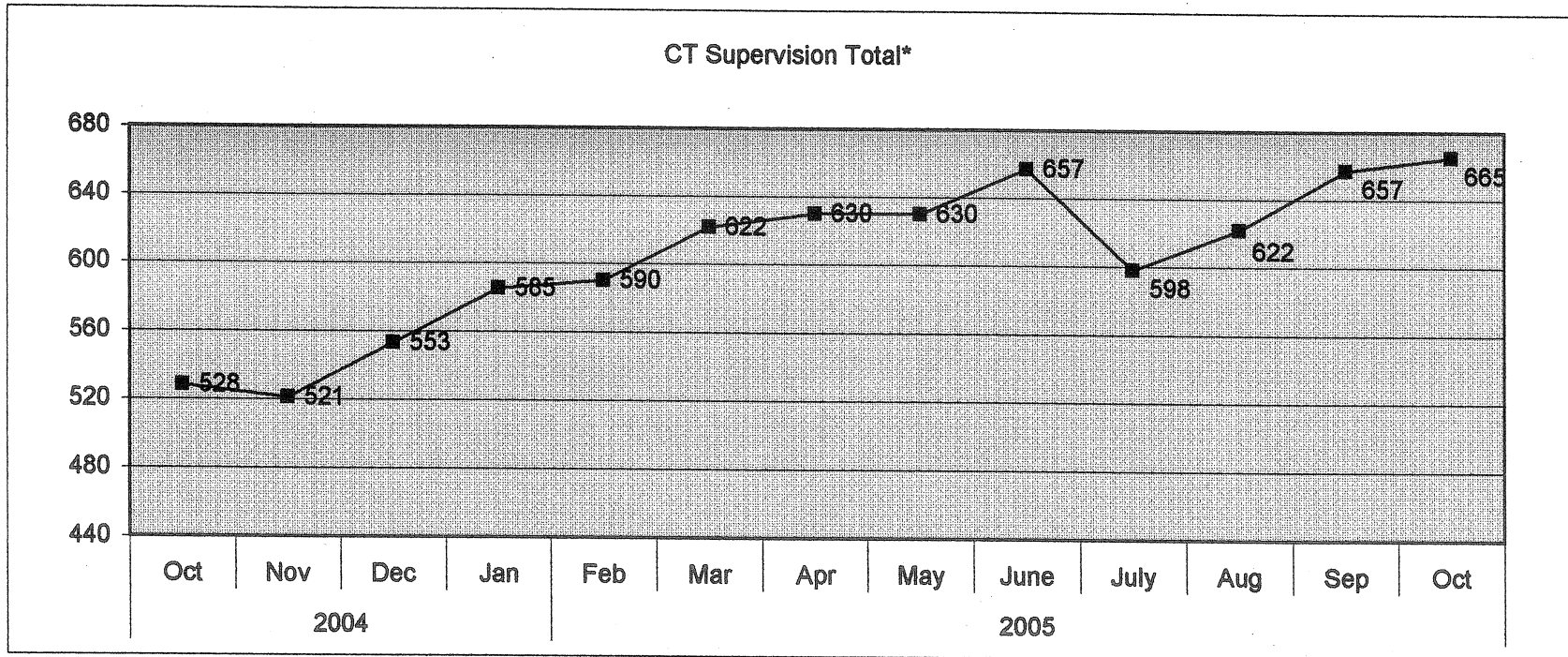
	2004			2005									
	Oct	Nov	Dec	Jan	Feb	Mar	Apr	May	Jun	Jul	Aug	Sep	Oct
CT Parolees Supervised in CT										310	295	305	279
Out Of State Parolees Supervised in CT										32	30	21	24
CT Supervision Total:										342	325	326	303
Parole Violators Confined										64	68	51	67
GRAND TOTAL										406	393	377	370



Parole Supervision Caseload October 31, 2005

Waterbury Caseload

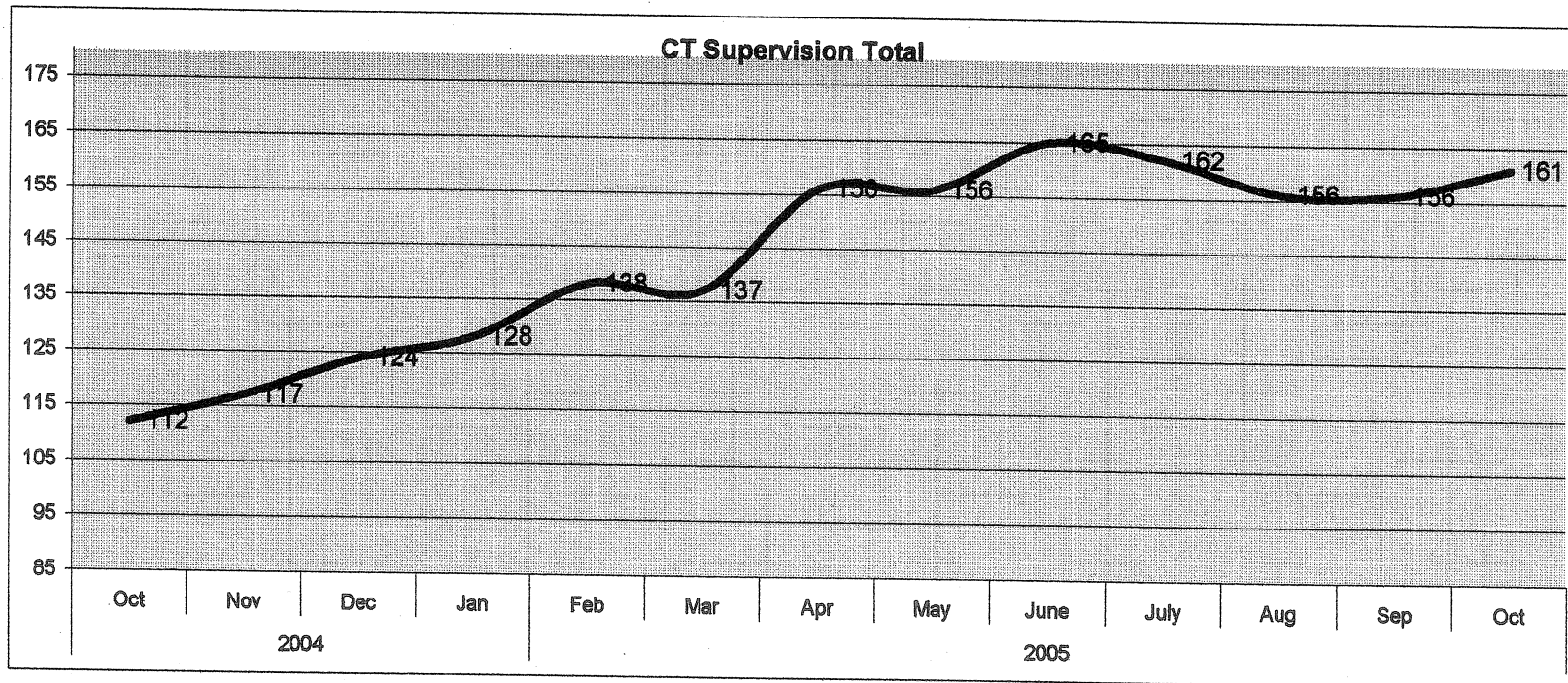
	2004			2005									
	Oct	Nov	Dec	Jan	Feb	Mar	Apr	May	June	July	Aug	Sep	Oct
CT Parolees Supervised in CT	492	484	519	549	551	578	587	587	609	559	582	612	616
Out Of State Parolees Supervised in CT	36	37	34	36	39	44	43	43	48	39	40	45	49
CT Supervision Total:	528	521	553	585	590	622	630	630	657	598	622	657	665
Parole Violators Confined	64	62	89	102	77	101	93	93	71	79	76	68	77
GRAND TOTAL	592	583	642	687	667	723	723	723	728	677	698	725	742



Parole Supervision Caseload October 31, 2005

Special Management Supervision Caseload

	2004			2005									
	Oct	Nov	Dec	Jan	Feb	Mar	Apr	May	June	July	Aug	Sep	Oct
CT Parolees Supervised in CT	100	106	113	117	127	125	141	141	151	147	140	140	144
Out Of State Parolees Supervised in CT	12	11	11	11	11	12	15	15	14	15	16	16	17
CT Supervision Total:	112	117	124	128	138	137	156	156	165	162	156	156	161
Parole Violators Confined	11	12	20	23	23	26	28	28	13	25	25	33	30
GRAND TOTAL	123	129	144	151	161	163	184	184	178	187	181	189	191



Violation Reports

October 1, 2005 - October 31, 2005

<i>Office</i>	<i>Parole Officer</i>	<i>Absconder</i>	<i>Criminal</i>	<i>Technical</i>	<i>Total</i>
<i>Bridgeport</i>					
	Anderson, M		1	1	2
	Banas	1	2	1	4
	Brown	1	1	1	3
	Gessaroli	1	1	1	3
	Greene	1	2	1	4
	Johnson, R		3	1	4
	Lloyd		2	1	3
	Mirto			2	2
	O'Reilly	1	1		2
	Office Total	5	13	9	27
<i>Hartford</i>					
	Bedard		4	2	6
	Breed		1	1	2
	Dawson	1	1		2
	Edwards		3	1	4
	Fernandes	2	6	4	12
	Gaudet	1	3	2	6
	Mills		2		2
	Nichols, F			1	1
	Sullivan		4	2	6
	Thurlow		5		5
	Office Total	4	29	13	46
<i>Interstate Compact</i>					
	Harrison	1		1	2
	Smith		2		2
	Office Total	1	2	1	4
<i>New Haven</i>					
	Emielita		3	1	4

Thursday, December 29, 2005

<i>Office</i>	<i>Parole Officer</i>	<i>Absconder</i>	<i>Criminal</i>	<i>Technical</i>	<i>Total</i>
	Gasiorek		1		1
	Hogan	2			2
	Holmes		2	1	3
	Kelly			1	1
	King		3		3
	Lawlor		2	1	3
	Runlett	1	1		2
	Office Total	3	12	4	19

Norwich/NL

	Duca		1		1
	Fleming		4		4
	Sprawling		2	1	3
	Szydlo		2	4	6
	Office Total		9	5	14

Special Management

	Bransford			1	1
	Buster		2		2
	Cornacchia		2		2
	Ellison	1		2	3
	Kendall			2	2
	Office Total	1	4	5	10

Waterbury

	Byrd		1		1
	Cintron		1	1	2
	Krupa		1		1
	Long	1			1
	McCown	2	5		7
	Romano	2			2
	Rose	1	1		2
	Thompson	1	1	1	3
	Viscomi		3	2	5
	Wood		4		4

Thursday, December 29, 2005

<i>Office</i>	<i>Parole Officer</i>	<i>Absconder</i>	<i>Criminal</i>	<i>Technical</i>	<i>Total</i>
	Office Total	7	17	4	28
<i>Grand Total</i>		21	86	41	148

** Source: Hearings Division Warrant Requests and Interstate Reports*