


STATE OF CONNECTICUT

Connecticut Parole and Community Services  
**Monthly Report**



**MARCH 2001**

*(MARCH 2000 to MARCH 2001)*

Prepared by  
*Jerry Stowell*

FOR  
BOARD OF PARDONS & PAROLES (BOPP)  
AND  
DEPARTMENT OF CORRECTION (DOC)  
Parole and Community Services Division

**Correctional Population and Parole Eligibility  
March 31, 2001**

**Confined Population**

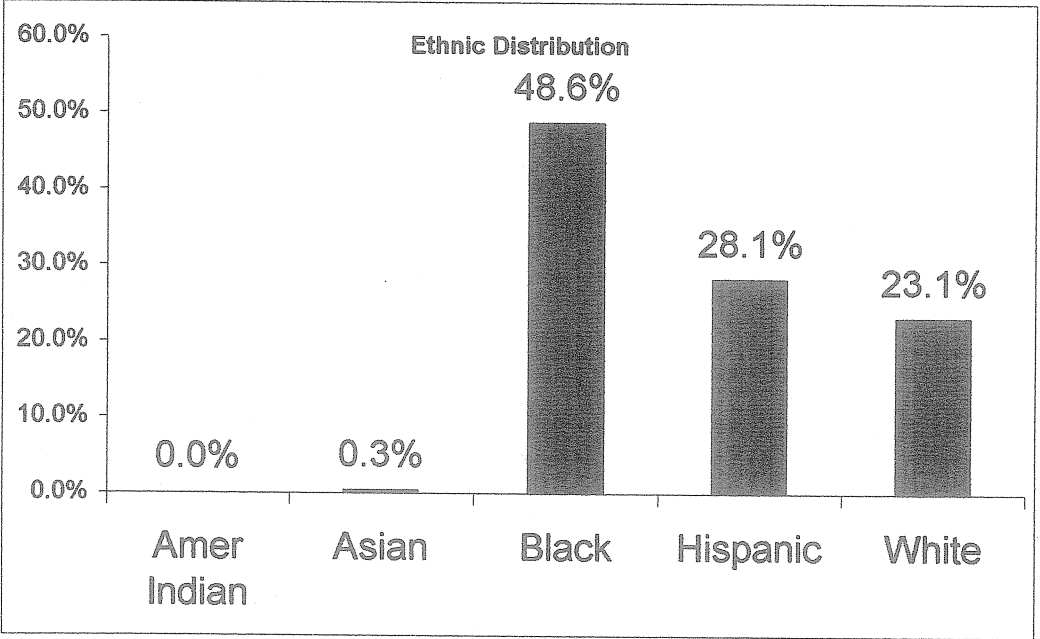
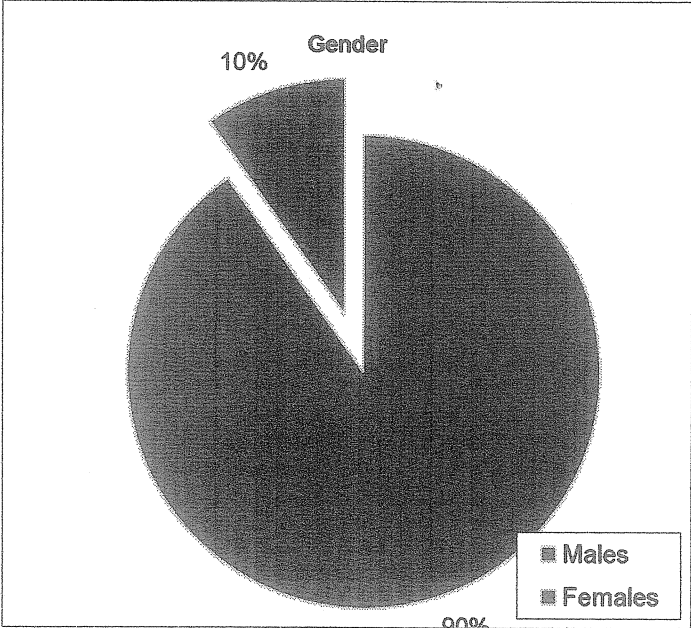
**16,954**

(Unsentenced and Special Inmates)	(3,322)	Balance	13,632
(Sentences 2 Years & Less, Cuscom, New Admits)	(4,204)	Balance	9,428
(Parole Ineligible, crime committed)	(649)	Balance	8,779
(SRG Classification)	(312)	Balance	8,467
(Wright Decision Cases)	(362)	Balance	8,105
(Level 5 Classification)	(65)	Balance	8,040
(Chronic Disciplinary Unit Classification)	(39)		

**Population Eligible for Parole Consideration 8,001**

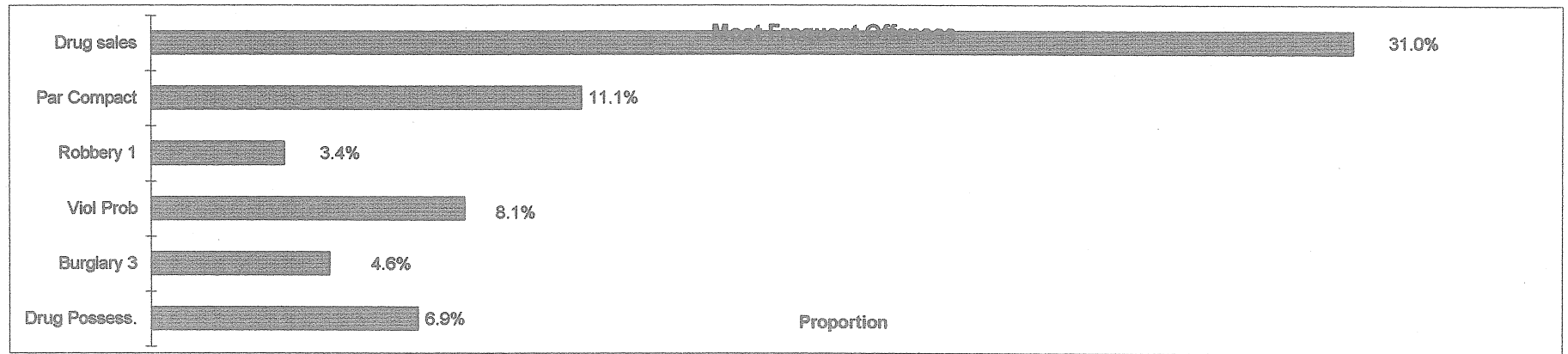
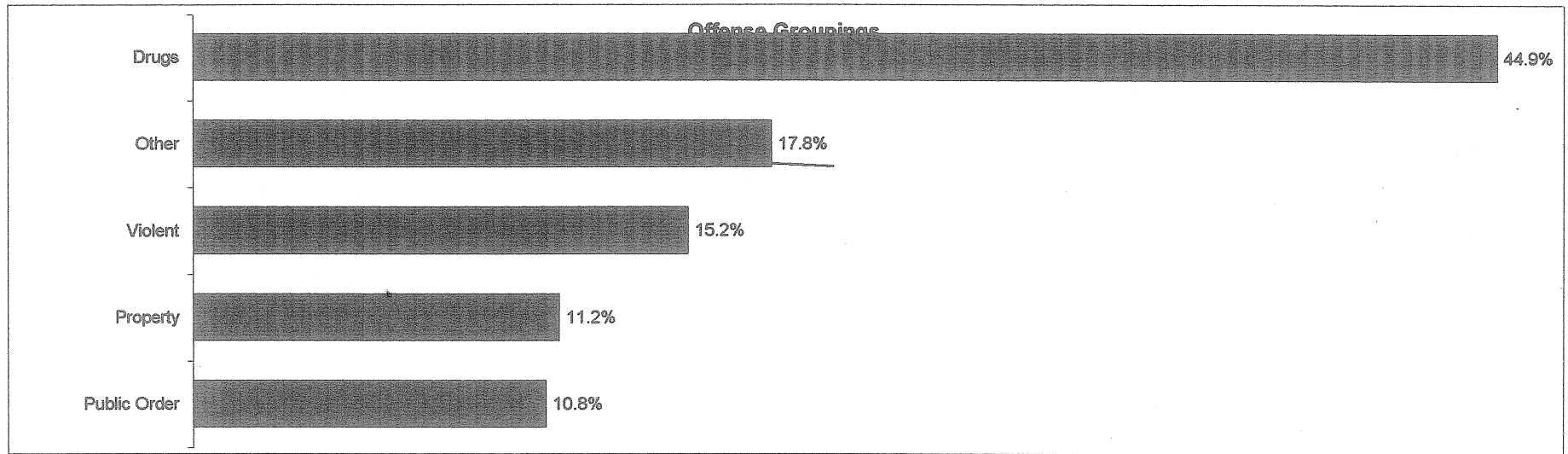
**Connecticut Board of Parole  
Parole Supervision Caseload  
March 31, 2001**

**Distributions for this Latest Month**



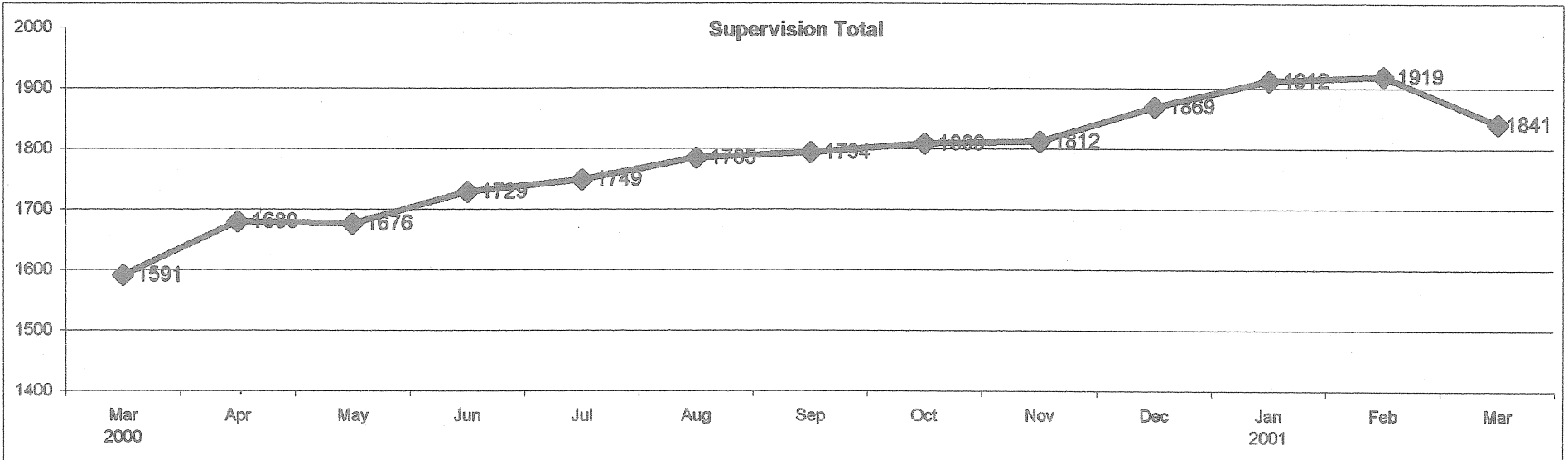
Connecticut Board of Parole  
Parole Supervision Caseload  
March 31, 2001

Distributions for this Latest Month



## Connecticut Board of Parole Parole Supervision Caseload March 31, 2001

	2000										2001			12 Mo
	Mar	Apr	May	Jun	Jul	Aug	Sep	Oct	Nov	Dec	Jan	Feb	Mar	Avg.
CT Parolees Supervised in CT	1260	1334	1358	1373	1389	1435	1452	1456	1470	1501	1550	1548	1512	1448
Out Of State Parolees Supervised in CT	163	171	167	166	171	158	155	159	158	179	181	191	180	170
<b>CT Supervision Total:</b>	<b>1423</b>	<b>1505</b>	<b>1525</b>	<b>1539</b>	<b>1560</b>	<b>1593</b>	<b>1607</b>	<b>1615</b>	<b>1628</b>	<b>1680</b>	<b>1731</b>	<b>1739</b>	<b>1692</b>	<b>1618</b>
CT Parolees Supervised Out of State	168	175	151	190	189	192	187	194	184	189	181	180	149	180
<b>Supervision Total:</b>	<b>1591</b>	<b>1680</b>	<b>1676</b>	<b>1729</b>	<b>1749</b>	<b>1785</b>	<b>1794</b>	<b>1809</b>	<b>1812</b>	<b>1869</b>	<b>1912</b>	<b>1919</b>	<b>1841</b>	<b>1798</b>
Parole Violators Confined	176	152	140	152	161	165	199	214	199	192	185	180	194	178
<b>GRAND TOTAL</b>	<b>1767</b>	<b>1832</b>	<b>1816</b>	<b>1881</b>	<b>1910</b>	<b>1950</b>	<b>1993</b>	<b>2023</b>	<b>2011</b>	<b>2061</b>	<b>2097</b>	<b>2099</b>	<b>2035</b>	<b>1976</b>



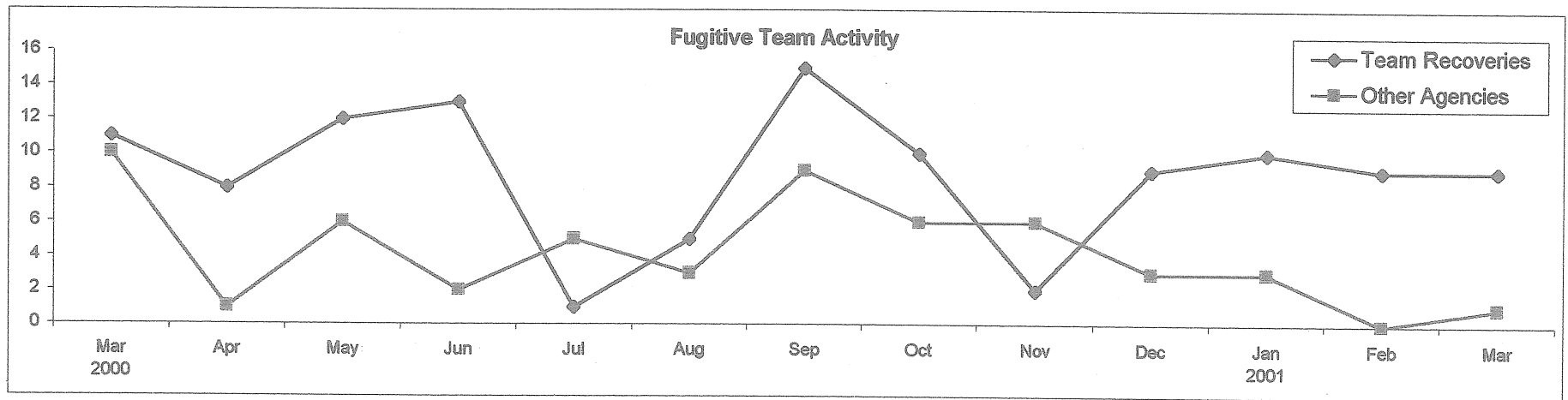
**Connecticut Board of Parole  
Parole Supervision Caseload  
March 31, 2001**

**Parolee Employment Information**

	<b>2000</b>											<b>2001</b>		
	<b>Mar</b>	<b>Apr</b>	<b>May</b>	<b>Jun</b>	<b>Jul</b>	<b>Aug</b>	<b>Sep</b>	<b>Oct</b>	<b>Nov</b>	<b>Dec</b>	<b>Jan</b>	<b>Feb</b>	<b>Mar</b>	
<b>Number of Parolees Employed:</b>	1180	1257	1291	1288	1315	1343	1328	1315	1352	1387	1414	1426	1374	
<b>Parolees Unemployable:</b>	117	116	120	133	118	105	127	144	123	140	158	153	141	
<b>Proportion Employed:</b>	90%	90%	92%	92%	91%	90%	90%	89%	90%	90%	90%	90%	89%	
<b>Number Active in Parole Works:</b>	51	60	47	61	58	62	72	77	77	76	116	107	100	
<b># Community Service Hours:</b>	934	960	868	751	531	1042	764	655	508	372	778	691	811	

**Connecticut Board of Parole  
Parole Supervision Caseload  
March 31, 2001**

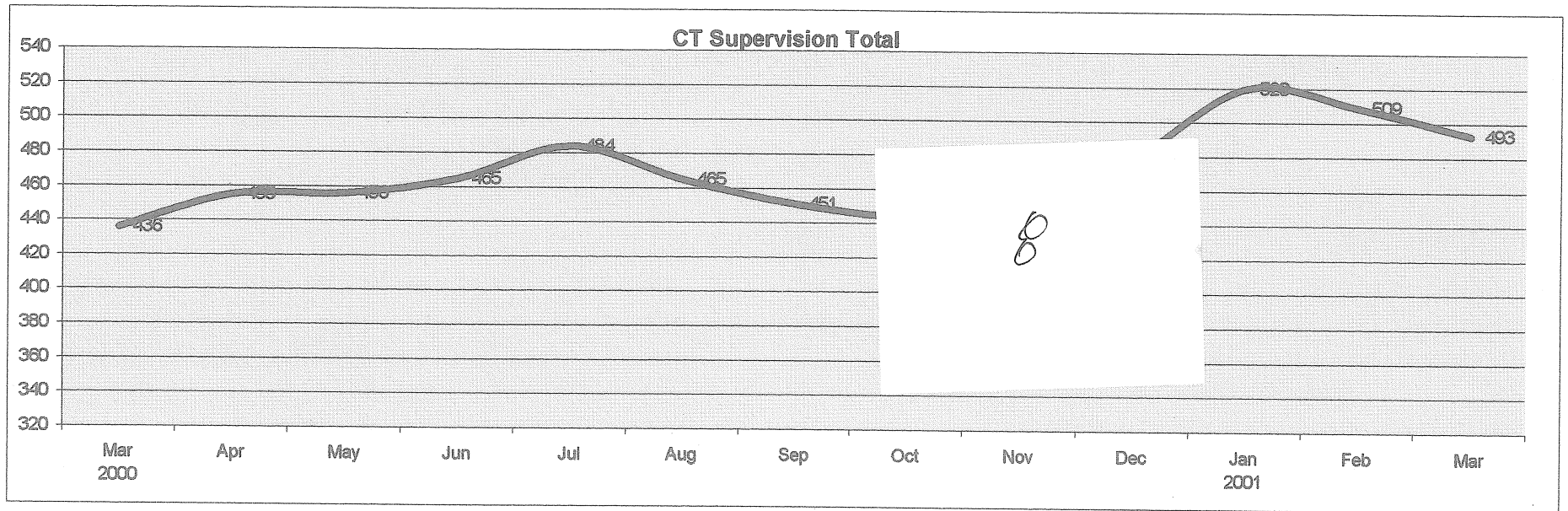
**Unit Activities**



## Parole Supervision Caseload March 31, 2001

### Bridgeport District Office Supervision Caseload

	2000												2001		
	Mar	Apr	May	Jun	Jul	Aug	Sep	Oct	Nov	Dec	Jan	Feb	Mar		
CT Parolees Supervised in CT	390	406	407	411	427	415	406	402	406	426	462	442	425		
Out Of State Parolees Supervised in CT	46	49	49	54	57	50	45	42	46	53	58	67	68		
<b>CT Supervision Total:</b>	<b>436</b>	<b>455</b>	<b>456</b>	<b>465</b>	<b>484</b>	<b>465</b>	<b>451</b>	<b>444</b>	<b>452</b>	<b>479</b>	<b>520</b>	<b>509</b>	<b>493</b>		
Parole Violators Confined	44	40	38	45	43	48	66	70	60	56	64	63	74		
<b>GRAND TOTAL</b>	<b>480</b>	<b>495</b>	<b>494</b>	<b>510</b>	<b>527</b>	<b>513</b>	<b>517</b>	<b>514</b>	<b>512</b>	<b>535</b>	<b>584</b>	<b>572</b>	<b>567</b>		

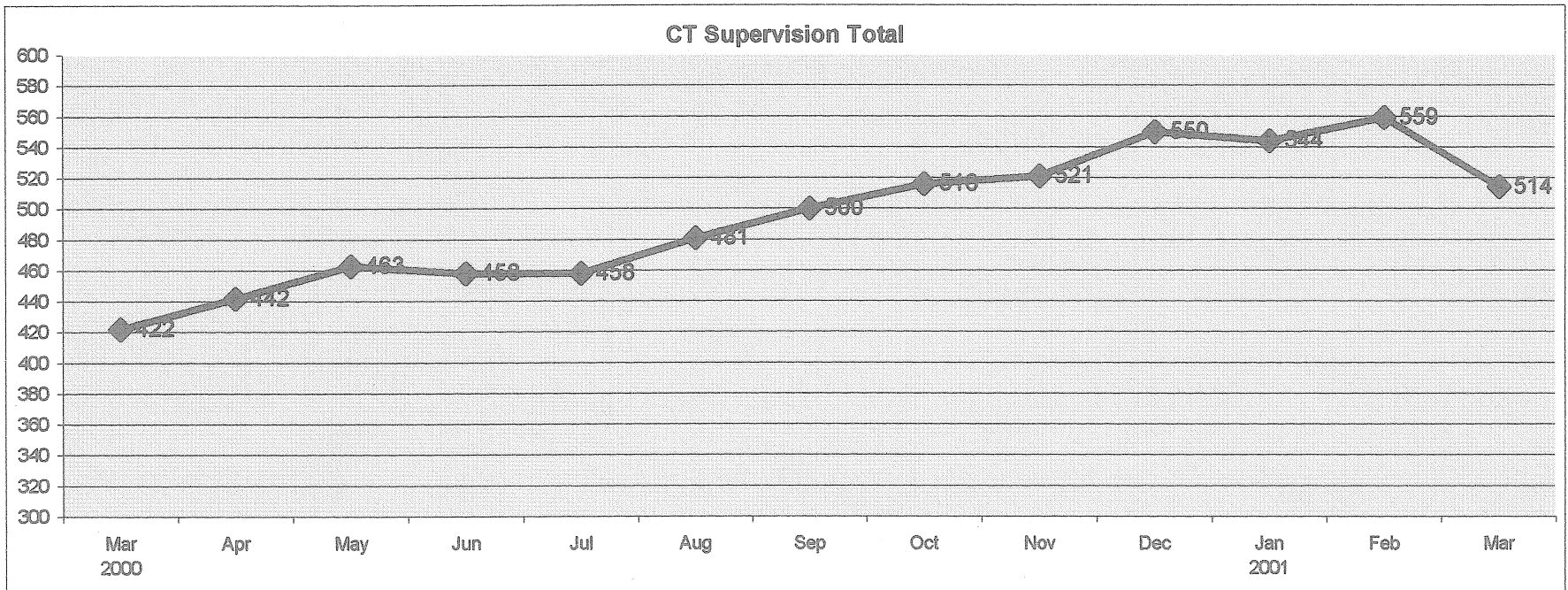




## Parole Supervision Caseload March 31, 2001

### New Haven District Office Supervision Caseload

	2000							2001					
	Mar	Apr	May	Jun	Jul	Aug	Sep	Oct	Nov	Dec	Jan	Feb	Mar
CT Parolees Supervised in CT	357	375	398	397	396	427	444	457	465	490	486	500	464
Out Of State Parolees Supervised in CT	65	67	65	61	62	54	56	59	56	60	58	59	50
<b>CT Supervision Total:</b>	<b>422</b>	<b>442</b>	<b>463</b>	<b>458</b>	<b>458</b>	<b>481</b>	<b>500</b>	<b>516</b>	<b>521</b>	<b>550</b>	<b>544</b>	<b>559</b>	<b>514</b>
Parole Violators Confined	66	55	40	48	46	46	46	63	58	60	49	47	39
<b>GRAND TOTAL</b>	<b>488</b>	<b>497</b>	<b>503</b>	<b>506</b>	<b>504</b>	<b>527</b>	<b>546</b>	<b>579</b>	<b>579</b>	<b>610</b>	<b>593</b>	<b>606</b>	<b>553</b>

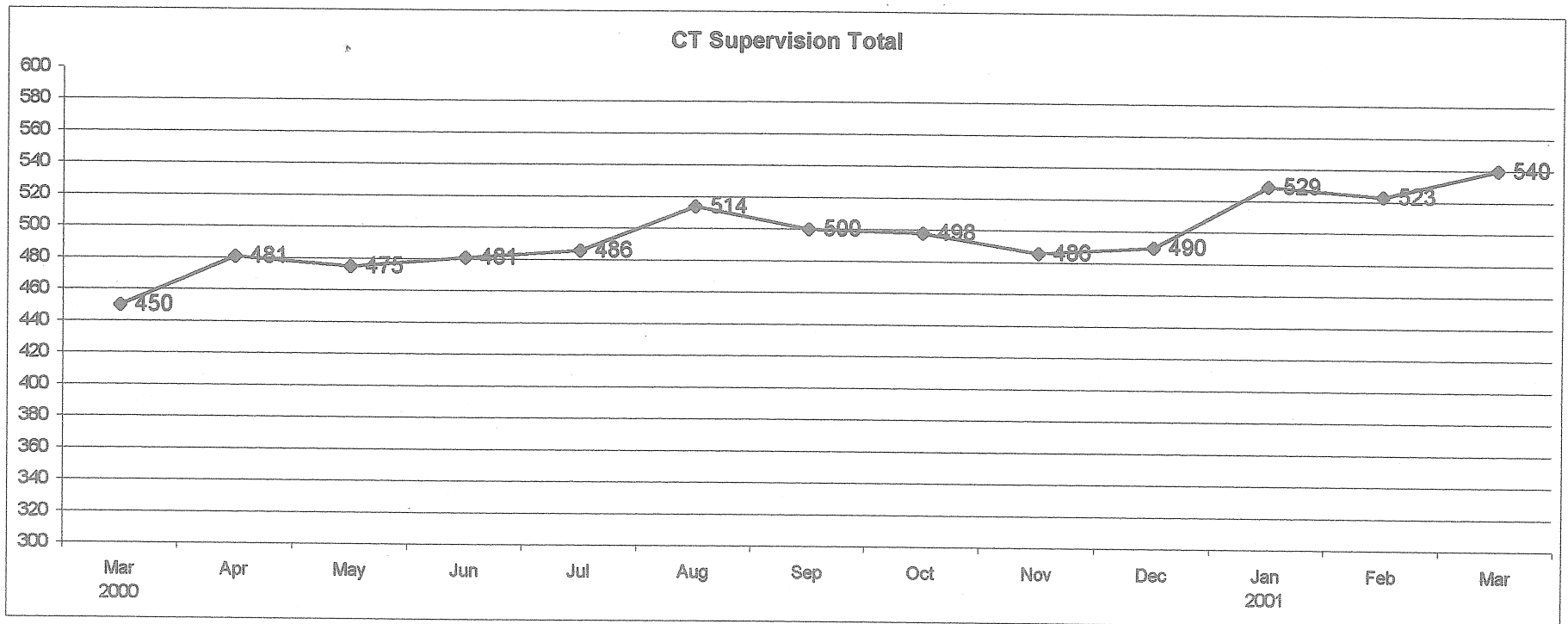


# Parole Supervision Caseload

## March 31, 2001

### Hartford District Office Supervision Caseload

	2000						2001						
	Mar	Apr	May	Jun	Jul	Aug	Sep	Oct	Nov	Dec	Jan	Feb	Mar
CT Parolees Supervised in CT	410	439	436	444	448	474	460	457	447	444	481	475	493
Out Of State Parolees Supervised in CT	40	42	39	37	38	40	40	41	39	46	48	48	47
<b>CT Supervision Total:</b>	<b>450</b>	<b>481</b>	<b>475</b>	<b>481</b>	<b>486</b>	<b>514</b>	<b>500</b>	<b>498</b>	<b>486</b>	<b>490</b>	<b>529</b>	<b>523</b>	<b>540</b>
Parole Violators Confined	54	49	52	48	54	56	74	69	70	68	62	64	70
<b>GRAND TOTAL</b>	<b>504</b>	<b>530</b>	<b>527</b>	<b>529</b>	<b>540</b>	<b>570</b>	<b>574</b>	<b>567</b>	<b>556</b>	<b>558</b>	<b>591</b>	<b>587</b>	<b>610</b>

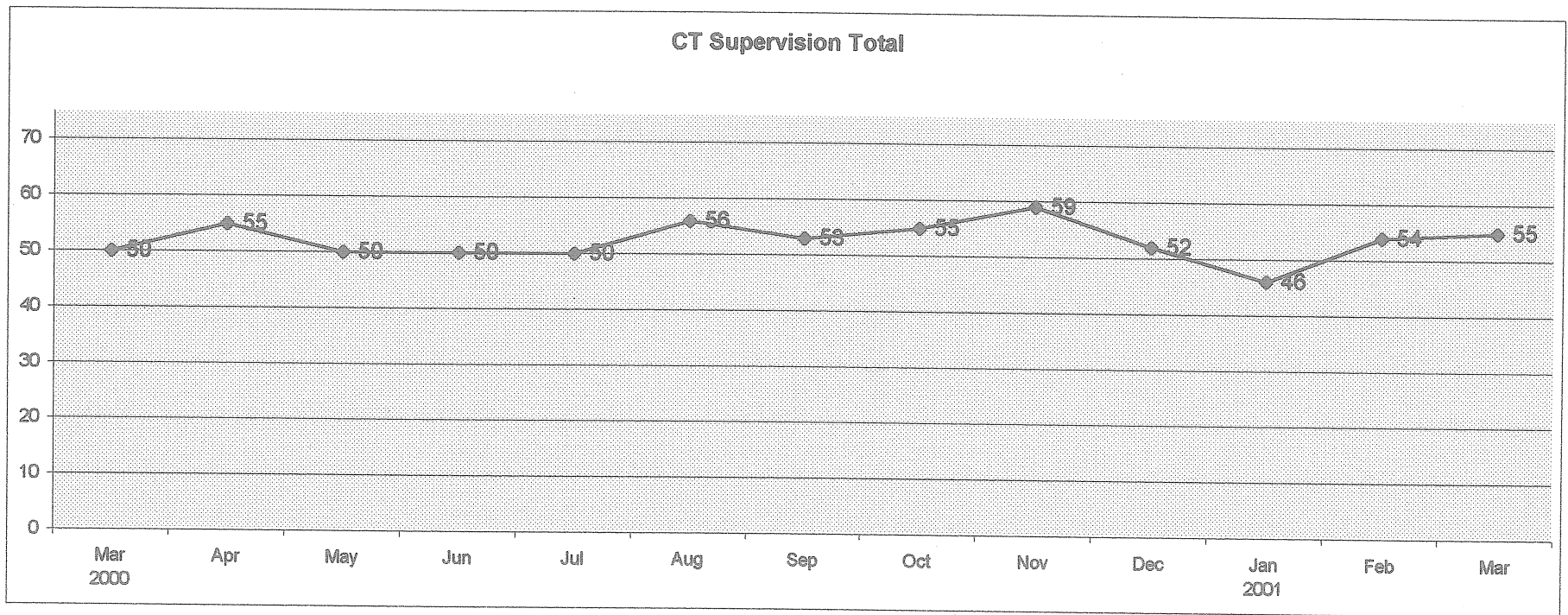


# Parole Supervision Caseload

## March 31, 2001

### Zero Tolerance Caseload

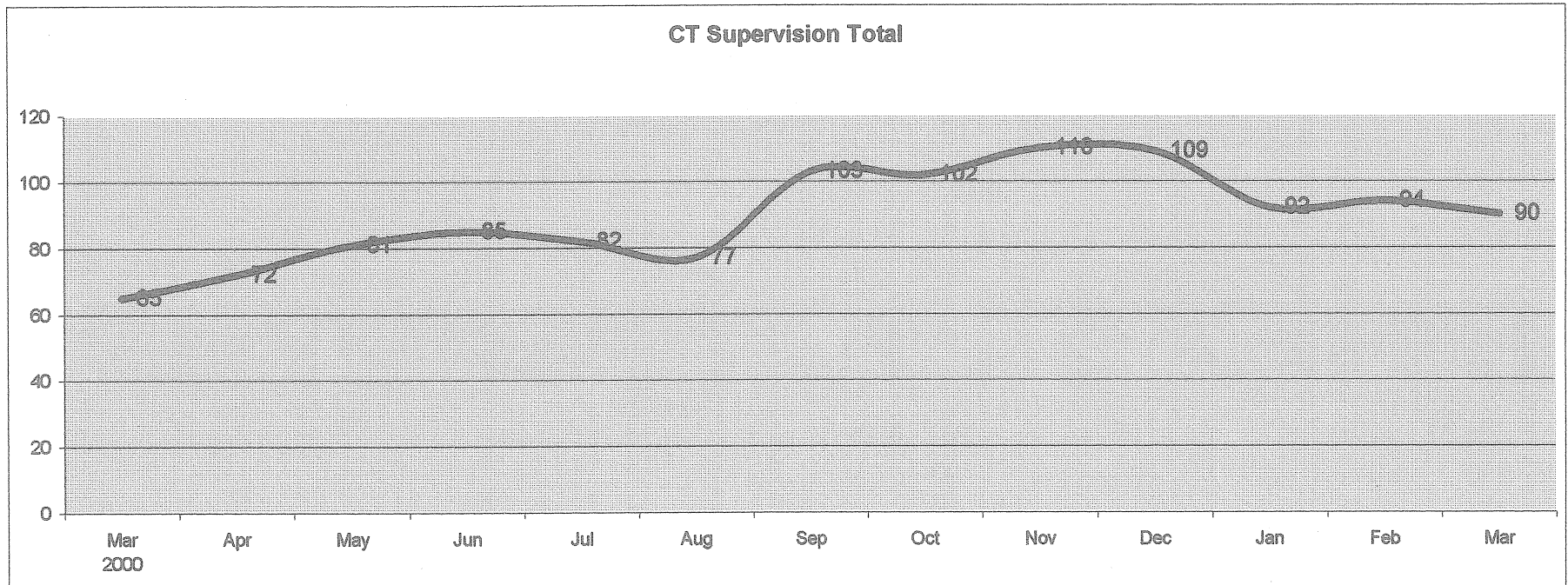
	2000											2001		
	Mar	Apr	May	Jun	Jul	Aug	Sep	Oct	Nov	Dec	Jan	Feb	Mar	
CT Parolees Supervised in CT	50	55	50	50	50	56	53	55	59	52	44	52	55	
Out Of State Parolees Supervised in CT	0	0	0	0	0	0	0	0	0	0	2	2	0	
<b>CT Supervision Total:</b>	<b>50</b>	<b>55</b>	<b>50</b>	<b>50</b>	<b>50</b>	<b>56</b>	<b>53</b>	<b>55</b>	<b>59</b>	<b>52</b>	<b>46</b>	<b>54</b>	<b>55</b>	
Parole Violators Confined	7	3	5	8	13	11	8	6	4	2	3	1	5	
<b>GRAND TOTAL</b>	<b>57</b>	<b>58</b>	<b>55</b>	<b>58</b>	<b>63</b>	<b>67</b>	<b>61</b>	<b>61</b>	<b>63</b>	<b>54</b>	<b>49</b>	<b>55</b>	<b>60</b>	



## Parole Supervision Caseload March 31, 2001

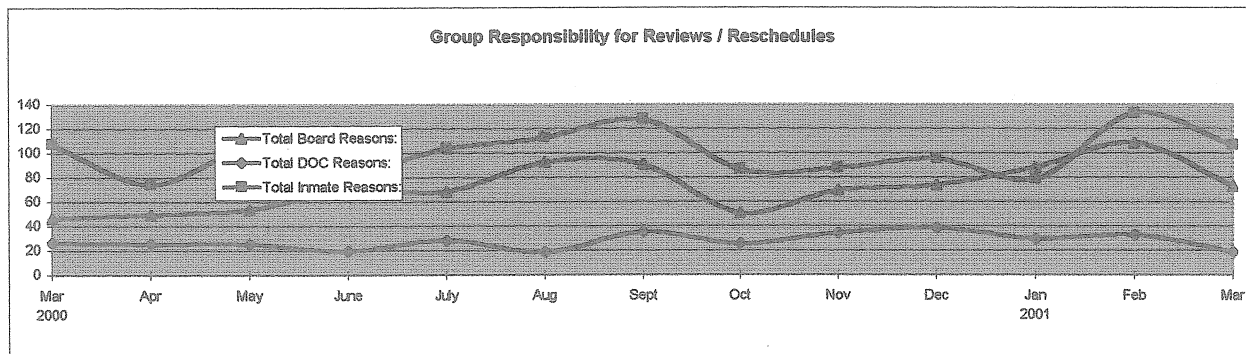
### Special Management Supervision Caseload

	2000												
	Mar	Apr	May	Jun	Jul	Aug	Sep	Oct	Nov	Dec	Jan	Feb	Mar
CT Parolees Supervised in CT	53	59	67	71	68	63	89	85	93	89	77	79	75
Out Of State Parolees Supervised in CT	12	13	14	14	14	14	14	17	17	20	15	15	15
<b>CT Supervision Total:</b>	<b>65</b>	<b>72</b>	<b>81</b>	<b>85</b>	<b>82</b>	<b>77</b>	<b>103</b>	<b>102</b>	<b>110</b>	<b>109</b>	<b>92</b>	<b>94</b>	<b>90</b>
Parole Violators Confined	5	5	5	3	5	4	5	6	7	6	7	5	6
<b>GRAND TOTAL</b>	<b>70</b>	<b>77</b>	<b>86</b>	<b>88</b>	<b>87</b>	<b>81</b>	<b>108</b>	<b>108</b>	<b>117</b>	<b>115</b>	<b>99</b>	<b>99</b>	<b>96</b>



**Connecticut Board of Parole  
Types of Review and Rescheduling Activities  
March 2001**

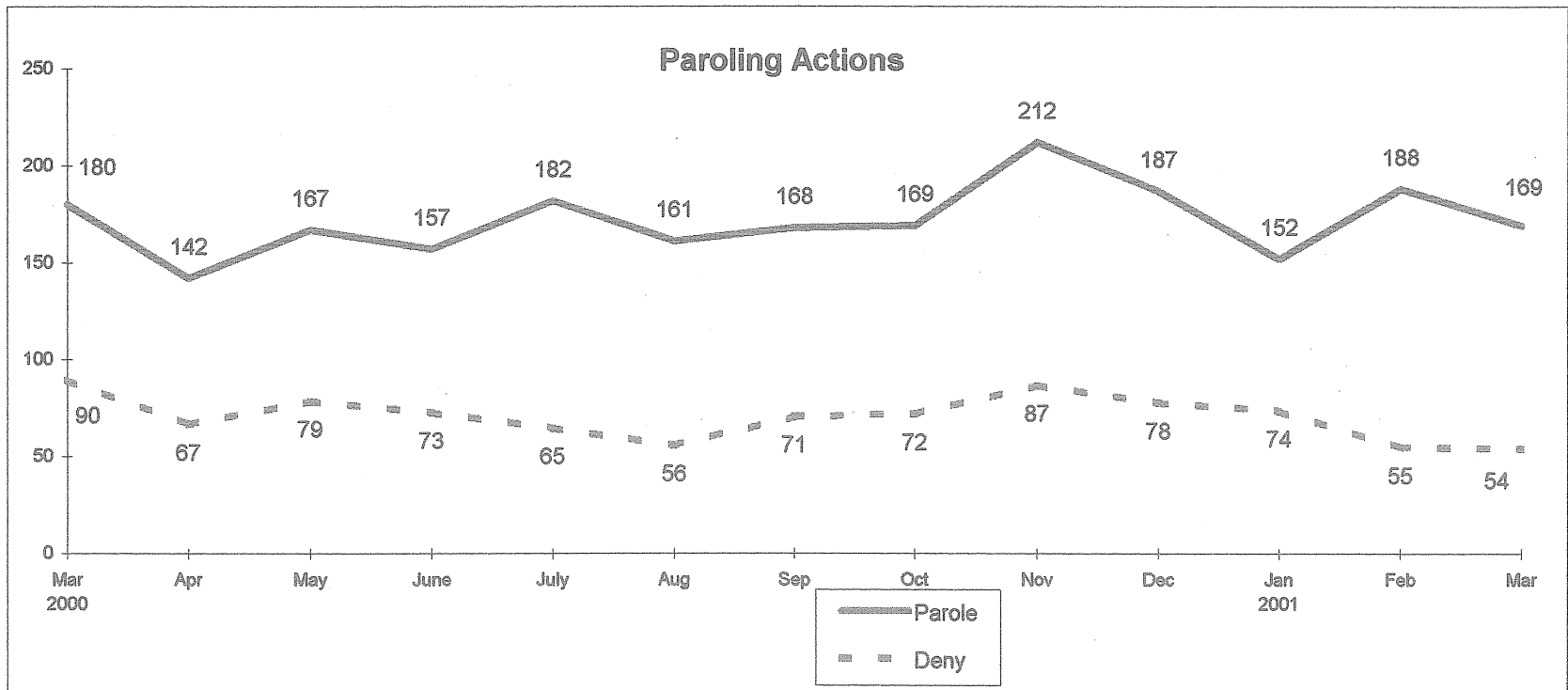
	2000										2001		
	Mar	Apr	May	June	July	Aug	Sept	Oct	Nov	Dec	Jan	Feb	Mar
<b>Inmate-Related Reasons:</b>													
<u>Regular Hearings</u>													
In Seg/Punitive Seg	8	3	2	3	4	5	7	7	3	10	4	7	2
Inmate's Request	0	0	0	0	0	0	2	0	1	0	0	1	0
Pending Charges	19	24	19	23	28	18	21	27	29	13	11	36	20
Pending DR	0	0	0	0	0	0	1	0	0	0	0	0	0
SRG Affiliation	25	11	18	22	30	23	20	23	15	21	17	41	21
Pending Waiver	0	0	0	0	0	0	0	0	0	0	0	0	0
85% Status	15	10	6	18	15	34	42	6	3	24	11	23	12
Case Review	39	27	58	21	26	32	35	23	36	27	35	24	52
<u>Revocation Hearings:</u>													
Attorney	0	0	0	0	0	0	0	0	1	0	0	1	0
Pending Charges	2	0	1	0	1	1	0	1	0	1	1	0	0
<b>Total Inmate Reasons:</b>	<b>108</b>	<b>75</b>	<b>104</b>	<b>87</b>	<b>104</b>	<b>113</b>	<b>128</b>	<b>87</b>	<b>88</b>	<b>96</b>	<b>79</b>	<b>133</b>	<b>107</b>
<b>DOC-Related Reasons</b>													
<u>Regular Hearings</u>													
Transportation	22	24	22	13	26	16	30	21	23	26	21	19	17
Awaiting MH Evaluation	5	2	4	7	3	3	6	5	12	13	9	14	2
<b>Total DOC Reasons:</b>	<b>27</b>	<b>26</b>	<b>26</b>	<b>20</b>	<b>29</b>	<b>19</b>	<b>36</b>	<b>26</b>	<b>35</b>	<b>39</b>	<b>30</b>	<b>33</b>	<b>19</b>
<b>Board-Related Reasons</b>													
<u>Regular Hearings</u>													
Additional Info	12	9	9	20	16	15	29	9	26	20	21	20	10
Additional Offense Info	13	17	8	17	13	13	13	12	14	9	21	16	15
Hearing Cancelled	1	0	0	0	0	0	0	0	0	0	8	12	0
Ineligible-PE date	5	7	10	13	8	17	22	9	13	24	17	37	20
No Parole Package	0	0	0	0	0	0	0	0	0	0	0	0	0
Awaiting Sex Offender Eval	6	4	6	1	1	5	9	8	7	7	12	6	6
Other	10	13	21	19	31	43	18	13	10	14	10	18	22
<b>Total Board Reasons:</b>	<b>47</b>	<b>50</b>	<b>54</b>	<b>70</b>	<b>69</b>	<b>93</b>	<b>91</b>	<b>51</b>	<b>70</b>	<b>74</b>	<b>89</b>	<b>109</b>	<b>73</b>
<b>All Reasons:</b>	<b>182</b>	<b>151</b>	<b>184</b>	<b>177</b>	<b>202</b>	<b>225</b>	<b>255</b>	<b>164</b>	<b>193</b>	<b>209</b>	<b>198</b>	<b>275</b>	<b>199</b>



**Connecticut Board of Parole  
Hearings Division Monthly Statistics  
March 31, 2001**

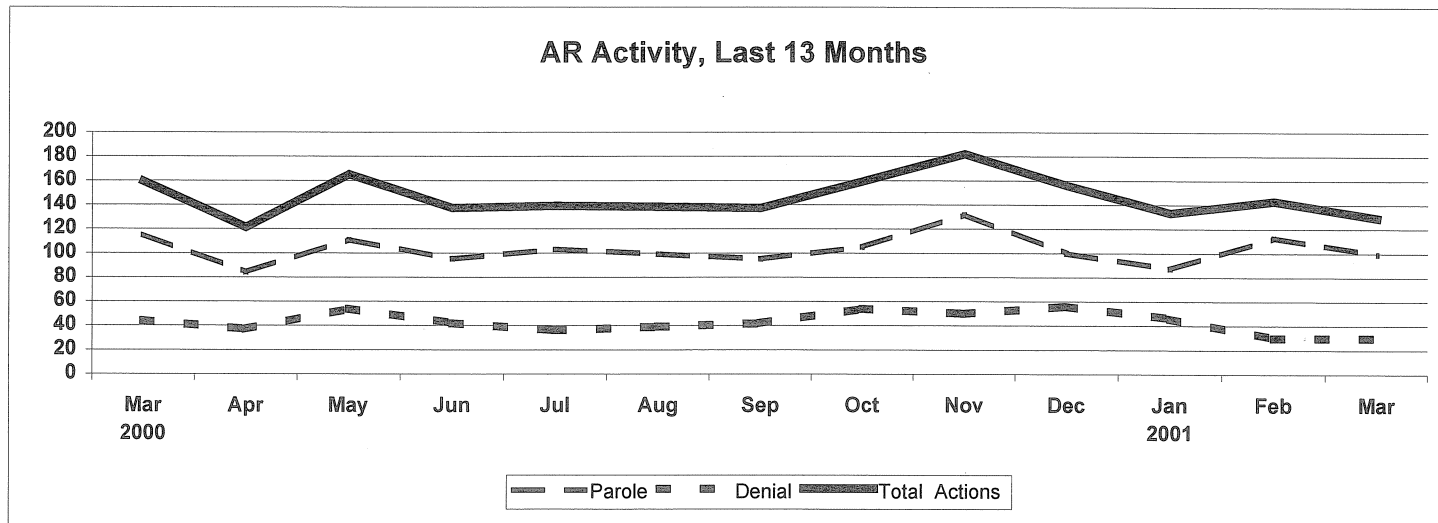
	2000										2001			12 Mo. Totals
	Mar	Apr	May	June	July	Aug	Sep	Oct	Nov	Dec	Jan	Feb	Mar	
<b>Full Panel Actions</b>														
Parole	65	58	56	62	79	62	73	64	80	87	65	75	70	831
Deny	46	30	25	31	29	17	29	18	37	22	28	25	24	315
Medical Parole	0	0	0	0	0	0	2	0	0	0	0	0	0	2
Revoke	24	33	45	34	30	29	39	43	48	39	24	33	7	404
Revoke & Reparole	7	7	7	7	5	8	12	8	16	13	10	10	15	118
Rescind	9	10	22	20	10	11	10	1	9	11	10	8	2	124
Rescind & Reparole	13	9	9	13	16	13	10	8	19	18	13	10	9	147
Early Parole Discharge	0	0	0	0	0	0	0	0	0	0	0	0	0	0
<b>Total Full Panel Actions</b>	164	147	164	167	169	140	175	142	209	190	150	161	127	1941
<b>Administrative Review Actions</b>														
Parole	115	84	111	95	103	99	95	105	132	100	87	113	99	1223
Deny	44	37	54	42	36	39	42	54	50	56	46	30	30	516
<b>Total Admin. Review Actions</b>	159	121	165	137	139	138	137	159	182	156	133	143	129	1739
<b>Staff Actions</b>														
Case Review	39	27	58	21	26	32	35	23	36	27	35	24	52	396
Review & Reschedule	143	124	126	156	176	193	220	141	157	182	163	251	147	2036
Close Interest	54	69	75	51	53	68	84	79	59	63	44	96	60	801
<b>Total Actions</b>	559	488	588	532	563	571	651	544	643	618	525	675	515	6913
<b>Total Hearing Dates</b>	21	16	19	18	16	18	20	17	17	17	19	19	20	216
<b>Parole Grant Rate</b>														
Full Panels	59%	66%	69%	67%	73%	78%	72%	78%	68%	80%	70%	75%	74%	73%
Administrative Reviews	72%	69%	67%	69%	74%	72%	69%	66%	73%	64%	65%	79%	77%	70%

Connecticut Board of Parole  
Hearings Division Monthly Statistics  
March 31, 2001



**Connecticut Board of Parole  
Hearings Division Monthly Statistics  
Administrative Reviews  
February 28, 2001**

	2000											2001	
	Mar	Apr	May	Jun	Jul	Aug	Sep	Oct	Nov	Dec	Jan	Feb	Mar
<b>Parole</b>	115	84	111	95	103	99	95	105	132	100	87	113	99
<b>Denial</b>	44	37	54	42	36	39	42	54	50	56	46	30	30
<b>Medical Parole</b>	0	0	0	0	0	0	0	0	0	0	0	0	0
<b>Total Actions</b>	159	121	165	137	139	138	137	159	182	156	133	143	129





**Parole Granting Rate  
February 1999 - March 2001**

	<b>Full Panel Hearings</b>	<b>Administrative Reviews</b>
<b>February</b>	67%	60%
<b>March</b>	53%	67%
<b>April</b>	58%	54%
<b>May</b>	64%	54%
<b>June</b>	66%	70%
<b>July</b>	64%	76%
<b>August</b>	71%	71%
<b>Septembe</b>	72%	65%
<b>October</b>	69%	75%
<b>November</b>	69%	60%
<b>December</b>	68%	69%
<b>January</b>	67%	76%
<b>February</b>	65%	66%
<b>March</b>	67%	67%
<b>April</b>	66%	69%
<b>May</b>	69%	67%
<b>June</b>	67%	69%
<b>July</b>	73%	74%
<b>August</b>	78%	72%
<b>Septembe</b>	72%	69%
<b>October</b>	78%	66%
<b>November</b>	68%	73%
<b>December</b>	80%	64%
<b>January</b>	70%	65%
<b>February</b>	75%	79%
<b>March</b>	74%	77%
<b>Average:</b>	69%	68%

# Violation Reports

March 1, 2001 - March 31, 2001

<i>Office</i>	<i>Parole Officer</i>	<i>Absconder</i>	<i>Criminal</i>	<i>Technical</i>	<i>Total</i>
<i>Bridgeport</i>					
	Bouley		3		3
	Defeo	1	1	1	3
	DeLucia	1	4		5
	Emielita		1	1	2
	Holmes		2		2
	Johnson		2		2
	O'Reilly		3	1	4
	Runlett	1	1		2
	Tomaszewski	3			3
	Office Total	6	17	3	26
<i>Hartford</i>					
	Banas		3		3
	Boleski		1		1
	Casanova	2	1	4	7
	Corris			1	1
	Edwards	1	3		4
	Hyman	2		2	4
	Knapp	1			1
	Krupa		1		1
	Mills			2	2
	Sparks	1	1	3	5
	Office Total	7	10	12	29
<i>New Haven</i>					
	Amaral	1	1	2	4
	Corris	1	1		2
	Duca		2		2
	Gasiorek		1		1
	Greene		1	2	3
	Haggan	1		1	2

Wednesday, April 11, 2001

<i>Office</i>	<i>Parole Officer</i>	<i>Absconder</i>	<i>Criminal</i>	<i>Technical</i>	<i>Total</i>
Hill			1		1
Kelly			1		1
Krupa			1		1
Watts			2		2
Wood				2	2
Office Total		3	11	7	21
<i>Special Management</i>					
Barwikowski			1	1	2
Office Total			1	1	2
<i>Grand Total</i>		16	39	23	78

*\* Source: Hearings Division Warrant Requests and Interstate Reports*