


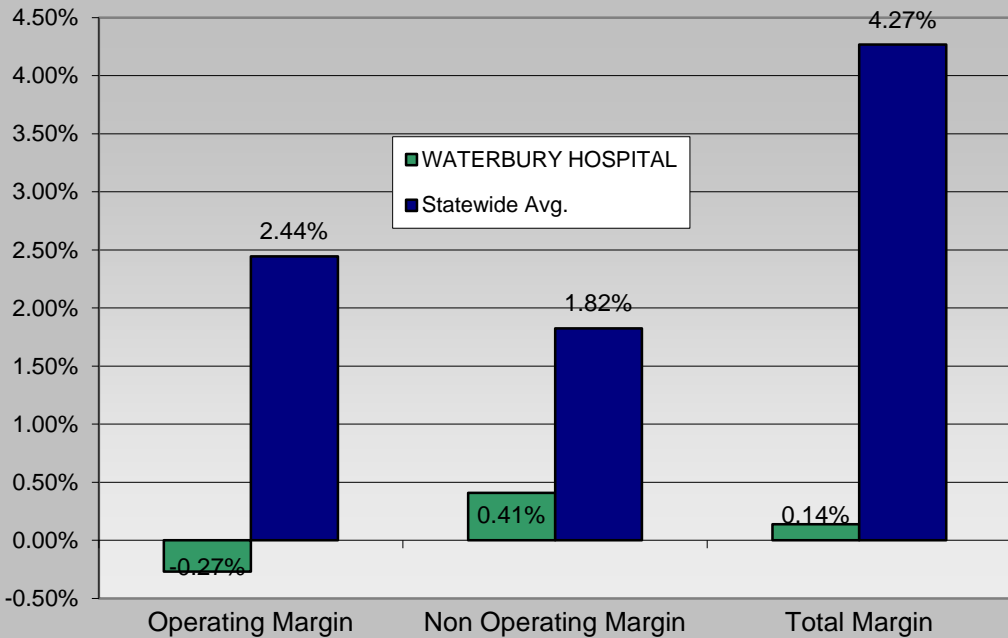
# WATERBURY HOSPITAL Gross Revenues FY 2010

Outpatient Revenue  
37%



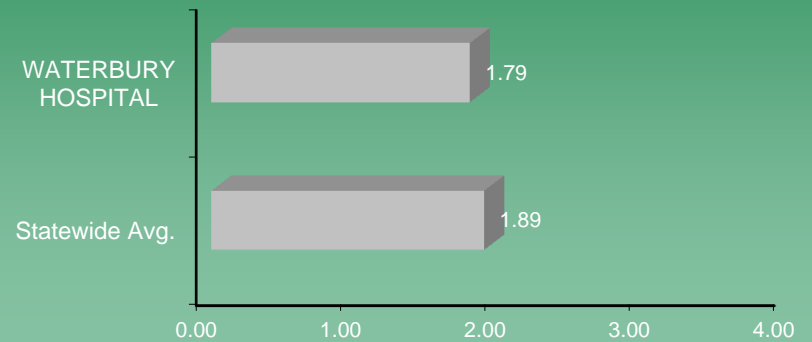
Inpatient Revenue	\$	517,372,674
Outpatient Revenue	\$	298,395,253
Total Gross Revenue	\$	815,767,927

# WATERBURY HOSPITAL Margins FY 2010



Utilization Measures	FY 2010	
	WATERBURY HOSPITAL	STATEWIDE
Discharges	13,046	428,276
Patient Days	59,271	2,055,873
Avg Length of Stay	4.5	4.8
Staffed Beds	192	6,848
Occupancy of Staffed Beds	84.6%	82.3%
Average Daily Census	162	5,633
Total Case Mix Index	1.41	1.30

# Current Ratio FY 2010



# Debt Service Coverage Ratio FY 2010

