
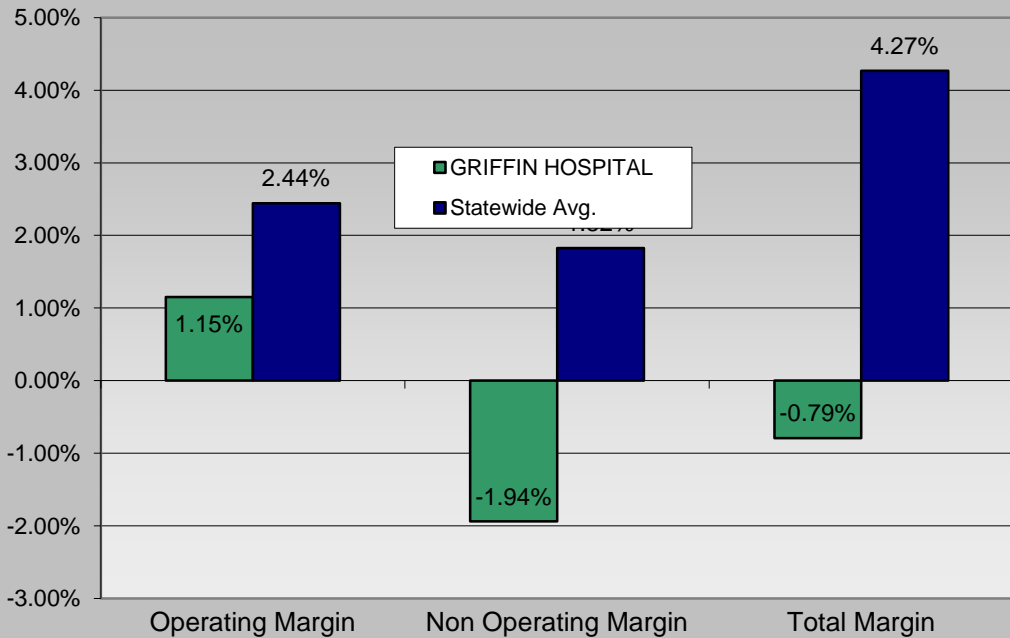


GRIFFIN HOSPITAL Gross Revenues FY 2010



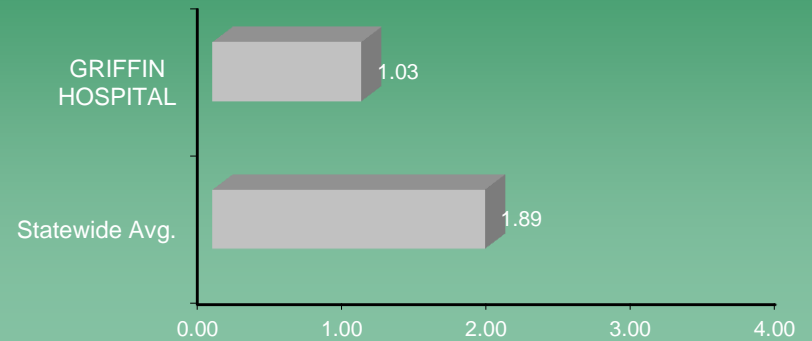
Inpatient Revenue	\$	184,980,450
Outpatient Revenue	\$	196,263,741
Total Gross Revenue	\$	381,244,191

GRIFFIN HOSPITAL Margins FY 2010



Utilization Measures	FY 2010	
	GRIFFIN HOSPITAL	STATEWIDE
Discharges	7,719	428,276
Patient Days	33,429	2,055,873
Avg Length of Stay	4.3	4.8
Staffed Beds	94	6,848
Occupancy of Staffed Beds	97.4%	82.3%
Average Daily Census	92	5,633
Total Case Mix Index	1.09	1.30

Current Ratio FY 2010



Debt Service Coverage Ratio FY 2010

