
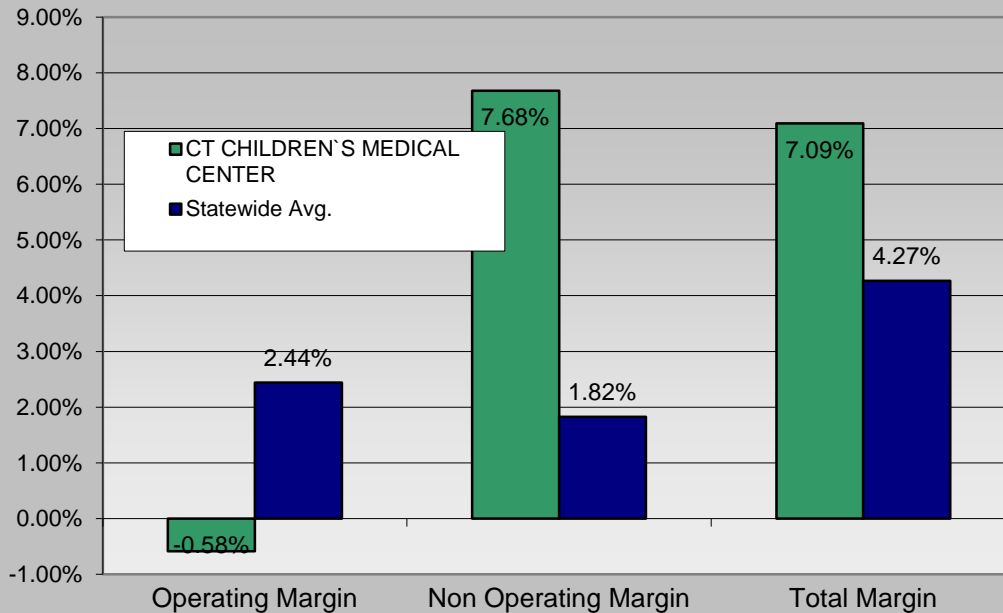


## CT CHILDREN'S MEDICAL CENTER Gross Revenues FY 2010



Inpatient Revenue	\$	222,948,277
Outpatient Revenue	\$	148,093,989
<b>Total Gross Revenue</b>	<b>\$</b>	<b>371,042,266</b>

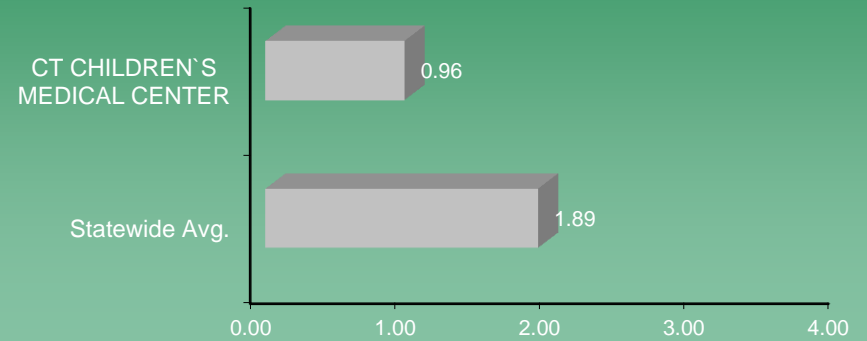
## CT CHILDREN'S MEDICAL CENTER Margins FY 2010



Source: Department of Public Health, Office of Health Care Access, Hospital Reporting System

Utilization Measures	FY 2010	
	CT CHILDREN'S MEDICAL CENTER	STATEWIDE
Discharges	6,800	428,276
Patient Days	36,799	2,055,873
Avg Length of Stay	5.4	4.8
Staffed Beds	142	6,848
Occupancy of Staffed Beds	71.0%	82.3%
Average Daily Census	101	5,633
Total Case Mix Index	1.32	1.30

## Current Ratio FY 2010



## Debt Service Coverage Ratio FY 2010

