

# At a Glance

## Tuberculosis – 2024

In 2024, 87 cases (incidence 2.4 cases per 100,000 population) of tuberculosis (TB) disease were reported in Connecticut. This is a 32% increase from 2023 (66 cases, incidence 1.8 per 100,000 population). Nationally, 10,347 TB disease cases were reported—an 8% increase compared to 2023. The U.S. incidence rate is 3.0 per 100,000 population. (1)

The data shows select characteristics of TB cases for 2024. Two thirds of cases (56) occurred among males. The median age of cases was 41 years (range: 2–99 years). A quarter of cases occurred among persons ≥65 years old.

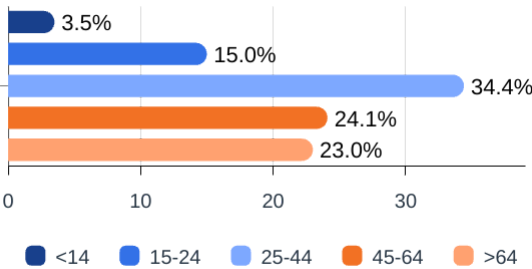
Ten cases (11.5%) had known latent TB infection (LTBI) (2) prior to their TB disease diagnosis and had either not been treated or were incompletely treated. Other risk factors for developing TB disease included diabetes in 17 cases (19.5%), substance use in 7 cases (8.0%), and HIV coinfection in two cases (2.3%).

### Active TB Cases, Select Characteristics (N=87)

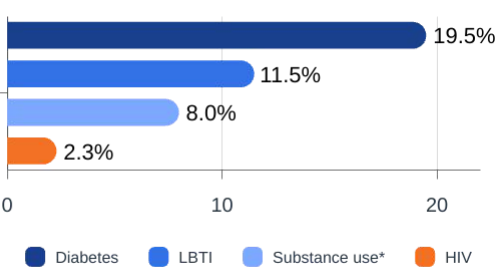
#### County Equivalent Planning Region

Region	N	%	Region	N	%
Capitol	25	28.7	Lower CT River Valley	<5	<5
South Central CT	22	25.2	Naugatuck Valley	<5	<5
Western CT	14	16.1	Southeastern CT	<5	<5
Greater Bridgeport	13	15.0	Northwest Hills	<5	<5

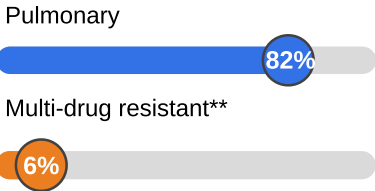
#### Age Group



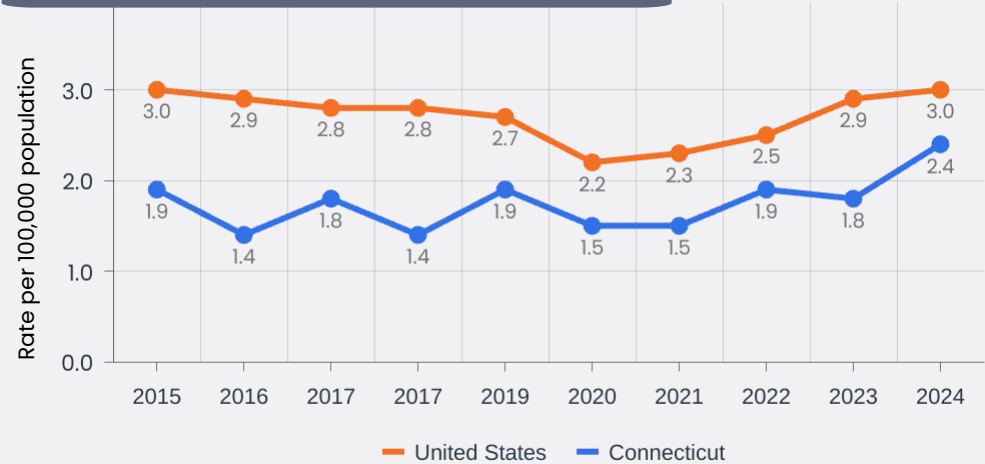
#### Risk Factors for Progression



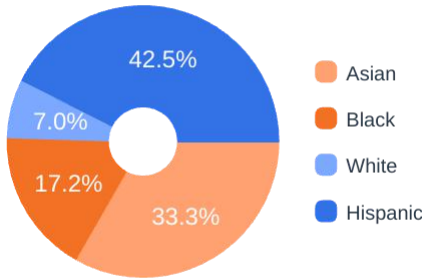
#### Case Type



#### Incidence of Active TB Disease, United States and Connecticut, 2015–2024 (3,4)



#### Race/Ethnicity



#### Notes

- \* Includes alcohol, injecting, and/or non-injecting drug use.
- \*\* MDR-TB defined as TB that is resistant to at least two of the first line anti-TB drugs, isoniazid (INH) and rifampin (RIF).

#### References

- Centers for Disease Control and Prevention. (n.d.). 2024 provisional tuberculosis data. U.S. Department of Health & Human Services. Retrieved March 19, 2025, from <https://www.cdc.gov/tb-data/2024-provisional/index.html>
- Centers for Disease Control and Prevention. (n.d.). Tuberculosis surveillance report 2023: Table 1. U.S. Department of Health & Human Services. Retrieved March 20, 2025, from <https://www.cdc.gov/tb-surveillance-report-2023/tables/table-1.html>
- Centers for Disease Control and Prevention. Clinical Overview of Latent Tuberculosis Infection, Retrieved March 20, 2025, from <https://www.cdc.gov/tb/hcp/clinical-overview/latent-tuberculosis-infection.html>
- Connecticut Department of Public Health. (n.d.). Tuberculosis statistics. Retrieved March 20, 2025, from <https://portal.ct.gov/dph/tuberculosis/tuberculosis-statistics>