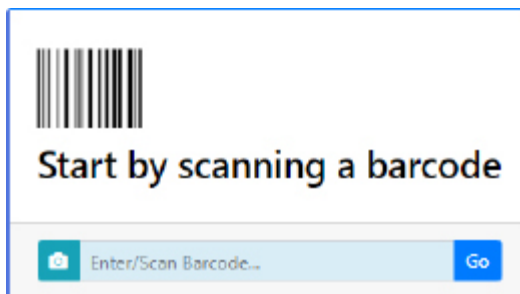




# for Law Enforcement Agencies

## What is Track-Kit?

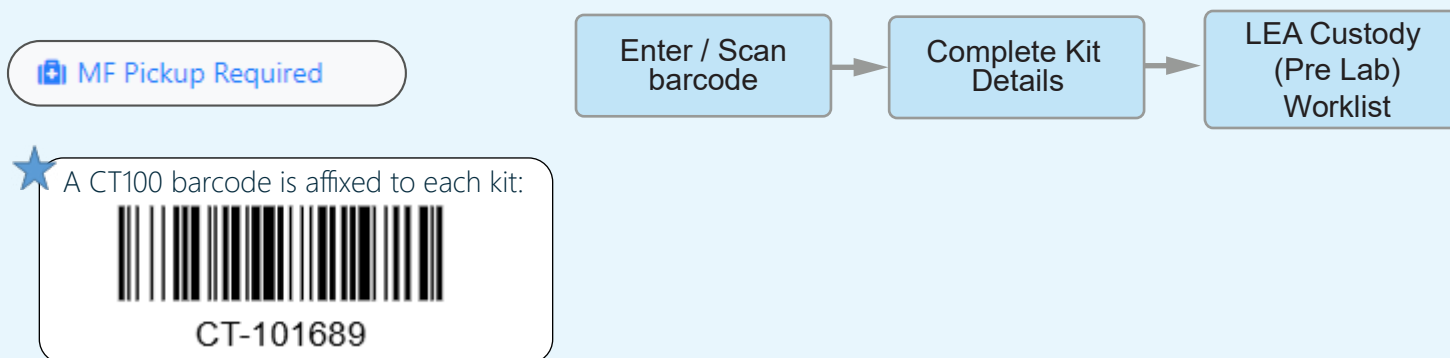
Track-Kit is a web-based software for tracking sexual assault kits. It is a highly integrated solution used to track kits from distribution, to collection, to processing, to storage. Track-Kit also allows survivors to confidentially view the location and status of their kits.



- Picking Up/Receiving Kits
- Releasing Kits for Testing
- Receiving Unexpected Kits
- Address Missing Information
- Reporting Center
- Dynamic Search
- Administration

## Picking Up Kits

You will pick up kits from the medical facility. You must enter mandatory fields (marked with a red asterisk\*) to complete a pickup.



## Releasing Kits for Testing

If requested by the survivor, you may need to update the Anonymous value of a kit in order to release it to the lab for testing. You may release a kit that is in LEA Custody or Lab custody.

1. Enter or scan the kit to open the **Kit Details**.
  2. Set the **Anonymous** value to **No**.
- When **Anonymous** is set to **No**, **Consent for Forensic Testing** automatically sets to **Yes**.

Anonymous *	<input type="radio"/> Yes	<input checked="" type="radio"/> No
Consent for Forensic Testing *	<input checked="" type="radio"/> Yes	<input type="radio"/> No

## Receiving Unexpected Kits

Unexpected kits are kits with no recorded collection data. These kits may come from a medical facility using Track-Kit or from non-participating medical facilities (in your state or out-of-state).

1. If the kit is an Out-of-State kit, then email [dss.saktracking@ct.gov](mailto:dss.saktracking@ct.gov) and request a CT barcode.
2. If the kit has a CT100 barcode, then enter or scan the kit to open the **Kit Pickup Wizard**.
3. Confirm the barcode
4. Please enter Medical Facility details and Law Enforcement pickup information



# for Law Enforcement Agencies

## Survivor Password

You can help survivors reset their passwords.


1. Enter/Scan the kit barcode to open the **Kit Details**.
2. At the bottom of the page, click **Reset Survivor Password** to open the Password Reset Wizard.
3. Select a reset method using the radio buttons.
  - If 'Password Reset Email' or 'Password Reset Text' is selected, the account will be locked until the password has successfully been reset by the survivor.
  - If 'Manual Password Reset' is selected, you must provide the new password to the survivor so they can access the account.

**Password Reset Wizard**

Please complete the following form. Mandatory fields are marked with a red asterisk(\*)

☒ Password Reset Email  
☐ Password Reset Text  
☐ Manual Password Reset

NextCancel

 Missing Information 0 items

### Required fields missing

Kits stay on this worklist until you enter the missing data, such as the **LEA Pickup Date from MF**.

 Reporting Center

### Generate reports

Configure pre-defined reports to your preferences and save for future reports.

 Dynamic Search

### Advanced search features

Apply filters to conduct a multi-layered search and save your query for future searches

## Administration Center

If you have administration privileges on your account, you can manage the Administration center for your site. It is possible that not all administrative features are enabled for your account.

Administration Center								
Organization	Dashboard	Associated Agencies	Track-Kit Users	Track-Kit Roles	Officers	Notification Recipients	Notification Types	Bulletin Board Messages
Organization Survivor Contact Information	View and interact with summary Dashboard charts	Link an associated lab and commonly selected law enforcement agencies to your facility	Add as many Track-Kit Users to your site as required.			Edit Notification Types (pre-written email messages). Add and edit Notification Recipients.		Post Bulletin Board Messages