

Crime — in — Connecticut

Reported Domestic Violence Incidents in Connecticut



Michael Mascari, PhD, MPH
Chief Data Officer | Data Scientist

Edward Doukas
Research Analyst

2024

Introduction

Summaries of family violence arrests occurring in Connecticut during calendar year 2024 are presented in this report. Incidents are included in this report if a family or household member as defined in Connecticut General Statute 46b-38a (2) was arrested for the crime as of May 9, 2025. "Family or household member" means any of the following persons, regardless of the age of such person: (A) Spouses or former spouses; (B) parents or their children; (C) persons related by blood or marriage; (D) persons other than those persons described in subparagraph (C) of this subdivision presently residing together or who have resided together; (E) persons who have a child in common regardless of whether they are or have been married or have lived together at any time; and (F) persons in, or who have recently been in, a dating relationship.

Note(s):

1. *This report contains family violence arrests submitted to the Department of Emergency Services and Public Protection, Crimes Analysis Unit as of May 9, 2025.*
2. *Prior to the year 2000, family violence homicide incidents that resulted in no arrest due to the suicide of the offender were not captured and are not included in historic totals.*
3. *The counts listed below may be different from previously published reports. In some cases, the offenders were arrested after publication of the data.*
4. **Definitions:**
 - Offense- A violation of Connecticut General Statutes.*
 - Incident - When one or more offenses are committed by an offender. One incident may include up to ten offenses.*
 - Arrest- To take an offender (person committing an offense) into custody.*
 - Arrestee - The person arrested for committing an offense.*
 - Dual-arrest incident- When both the offender and victim in an incident are arrested.*

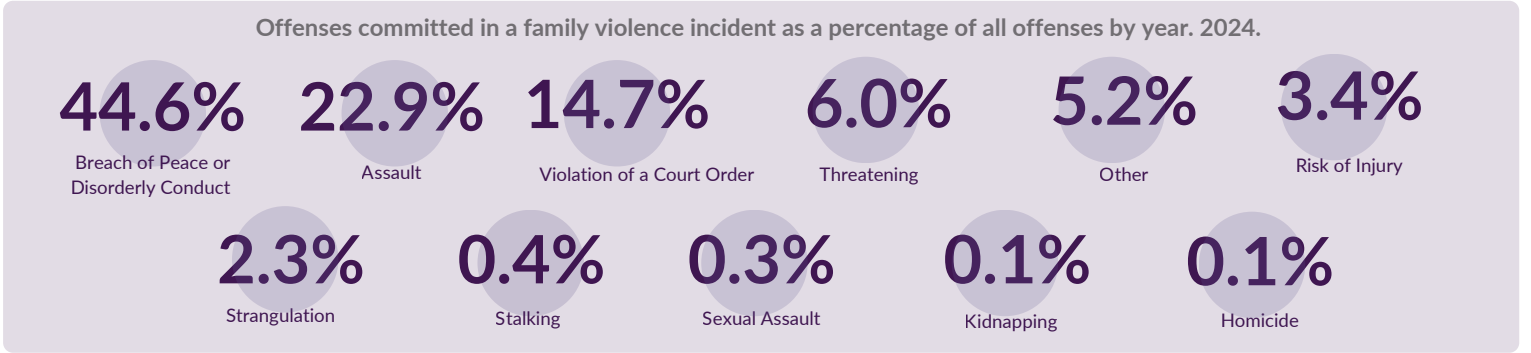
Family violence incidents resulting in arrest

There were 15,744 reported family violence incidents resulting in an arrest in 2024. This represents a decrease of 3.9% from 2023 (16,377). The reported number of family violence incidents resulting in an arrest in 2024 is the lowest number on record while 1990 had the highest number (23,064) on record.



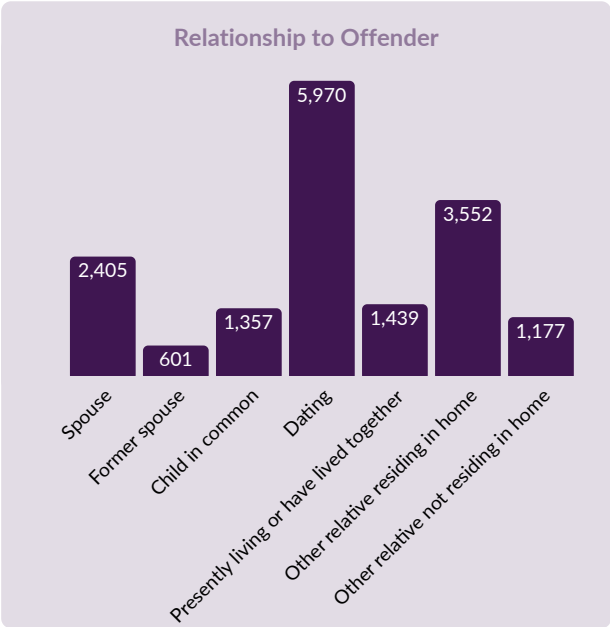
Family violence offenses as a percentage of total offenses

A family violence offender can commit one or more offenses during an incident that results in an arrest. In 2024 there were 25,971 offenses committed during a family violence incident that resulted in an arrest. Breach of Peace/Disorderly Conduct was the most common family violence offense at 44.6% (11,576) followed by Assault at 22.9% (5,943), and Violation of a Court Order at 14.7% (3,823).



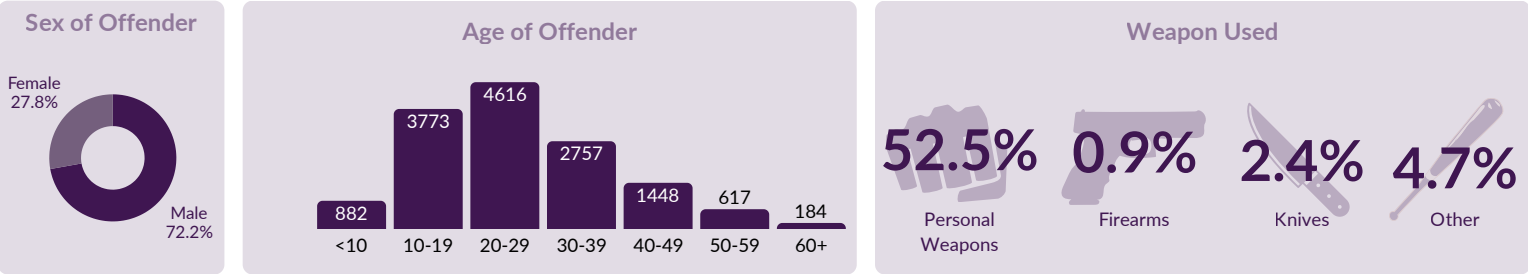
Family violence victim demographics

A review of the 15,744 family violence incidents illustrate that there were 33,474 affected individuals, of which 16,048 were identified as victims. A closer look at the victim total shows that 68.2% (10,937) were female and 31.8% (5,111) were male. There were 14,277 individuals identified as offenders. Of the offender total, 27.8% (3,971) were female and 72.2% (10,306) were male. In addition, 3,149 individuals were identified as both victim and offender (i.e., dual arrest incident). Of the individuals identified as both victim and offender, 51.0% (1,607) were female and 49.0% (1,542) were male. During 2024, individuals in a dating relationship were those most often involved in a family violence incident at 37.9% (5,970) of total incidents. Other relationship types were other relatives residing in the home at 22.6% (3,552) of total incidents and spouse at 15.3% (2,405). In incidents involving more than one relationship type, all relationship types are counted in the following table.

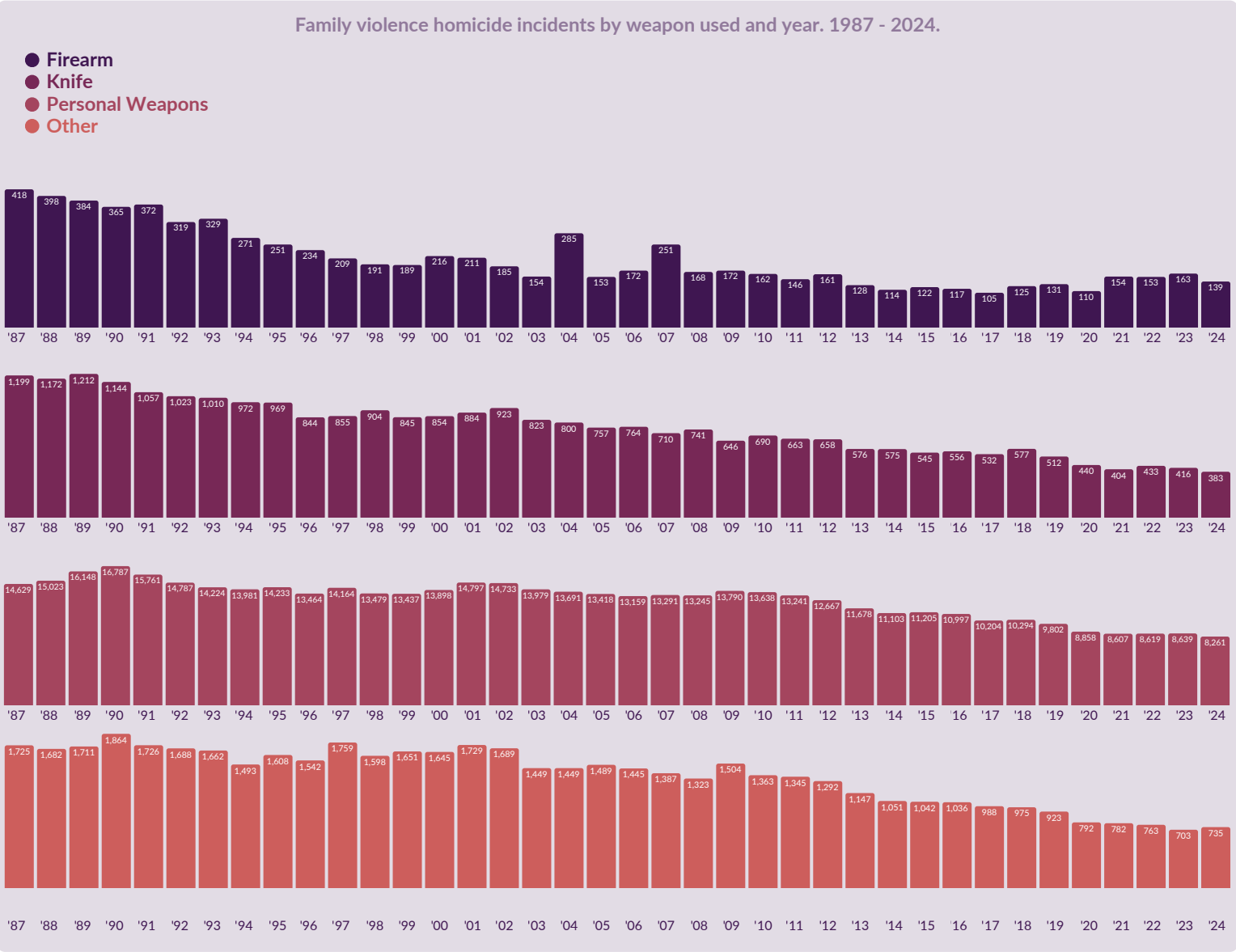


Family violence offender Information

There were 14,277 individuals identified as offenders. Of the offender total, females accounted for 27.8% (3,971), while males accounted for 72.2% (10,306). In 2024, 60.2% (9,483) of total family violence incidents involved a weapon. A weapon is defined as any object, instrument, device, or part of the anatomy used in an attack. In an incident involving more than one weapon, all weapons used are counted. When weapons were involved, personal weapons (hands, fist, feet, etc.) were used in 52.5% (8,261) of total incidents. Firearms were used as a weapon in 0.09% (139) of total incidents.



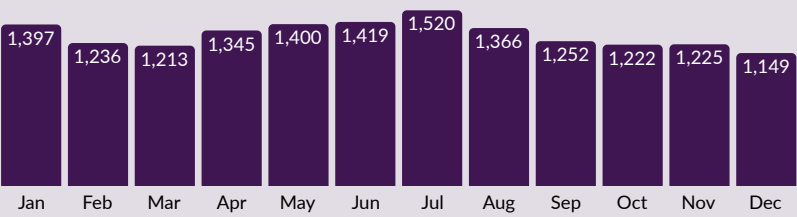
Family violence homicide incidents by weapon used



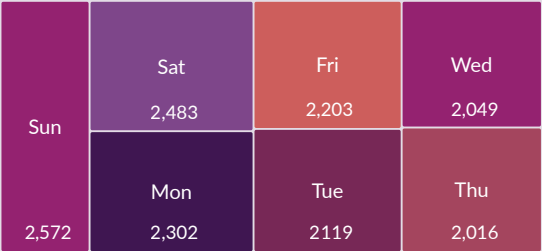
Hour/day/month of family violence incidents

The most frequent month for a family violence incident was July at 9.7% (1,520) of total incidents. Warm weather months, May through September, typically have the most family violence incidents, with the specific month varying from year to year. The most frequent day of the week for a family violence incident was Sunday at 16.3% (2,572) of total incidents followed by Saturday at 15.8% (2,483) of total incidents. Historically, most family violence incidents occur on either Sunday or Saturday. The most frequent hours of family violence incidents were between the hours of 7:00 p.m. to 10:59 p.m., when 25.6% (4,031) of the incidents occurred.

Incidents by Calendar Month



Incidents by Calendar Week



Incidents by time of day.

