

Crime — in — Connecticut

Reported Domestic Violence Homicides in Connecticut.



Michael Mascari, PhD, MPH
Chief Data Officer | Data Scientist

Edward Doukas
Research Analyst

2024

Introduction

Summaries of family violence homicides occurring in Connecticut during calendar year 2024 are presented in this report. Incidents are included in this report if a family or household member as defined in Connecticut General Statute 46b-38a (2) was arrested for the crime as of May 9, 2025. "Family or household member" means any of the following persons, regardless of the age of such person: (A) Spouses or former spouses; (B) parents or their children; (C) persons related by blood or marriage; (D) persons other than those persons described in subparagraph (C) of this subdivision presently residing together or who have resided together; (E) persons who have a child in common regardless of whether they are or have been married or have lived together at any time; and (F) persons in, or who have recently been in, a dating relationship. These homicides have been matched against offenses reported via National Incident Based Reporting System reports.

Note(s):

- 1. This report contains family violence arrests submitted to the Department of Emergency Services and Public Protection, Crimes Analysis Unit as of May 9, 2025.*
- 2. Prior to the year 2000, family violence homicide incidents that resulted in no arrest due to the suicide of the offender were not captured and are not included in historic totals.*
- 3. The counts listed below may be different from previously published reports. In some cases, the offenders were arrested after publication of the data.*

Family violence homicide victims

In 2024 there were 18 family violence homicide incidents reported which involved 19 victims. The number of family violence homicide victims ranged from a low of 15 in 2016 to a high of 32 in 1989. Between 1987 and 2024, there have been 914 recorded family violence homicide victims, an average of 24 per calendar year. Out of the 18 incidents reported in 2024, 16 of the offenders had no active or expired court order of protection against them and 15 of the victims had no reported history of involvement in a previous family violence arrest incident in the state of Connecticut.



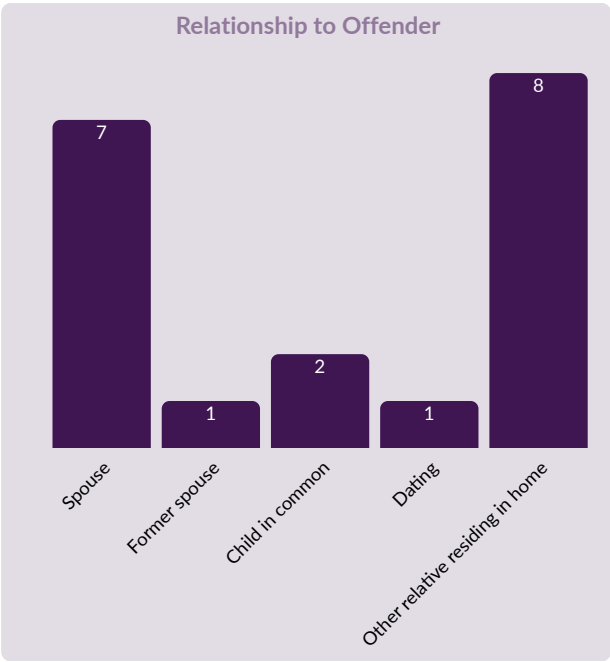
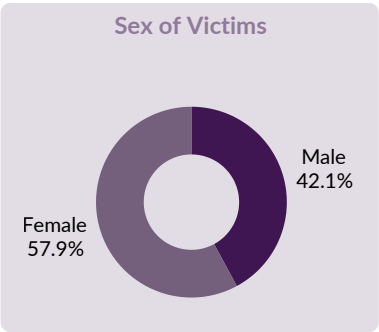
Family violence victims as a percentage of all homicide victims

Family violence homicide victims accounted for 20.9% of total homicide victims during 2024. During the time period measured, this percentage ranged from a low of 11.2% in 1991 to a high of 29.2% in 2014. For the time period examined, 1987 to 2024, family violence homicide victims accounted for an average of 18.3% of homicide victims in Connecticut.



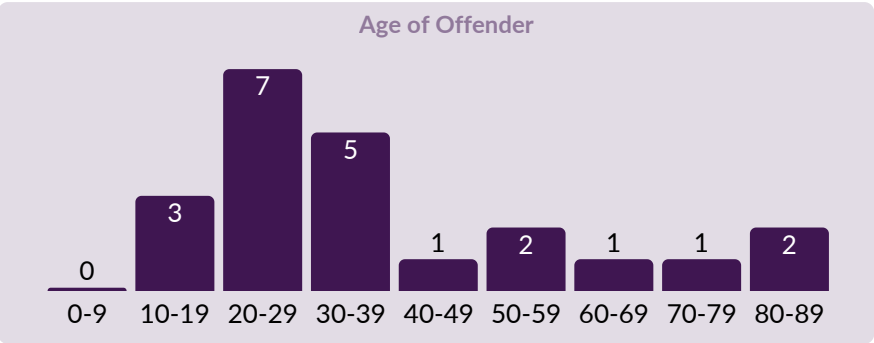
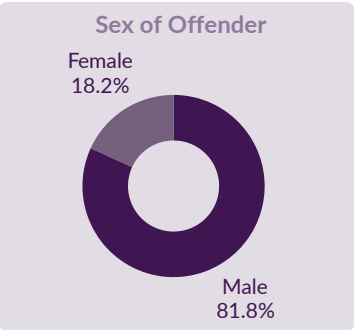
Family violence victim demographics

Of the 19 family violence homicide victims in 2024, 57.9% (11) were female and 42.1% (8) were male. The youngest victim of a family violence homicide was under one year old while the oldest victim was over 80 years old. The average age of female victims was 49 and the average age of male victims was 29. The most common relationship between the victim and offender was that the victim was an other relative residing in the home or a spouse of the offender.



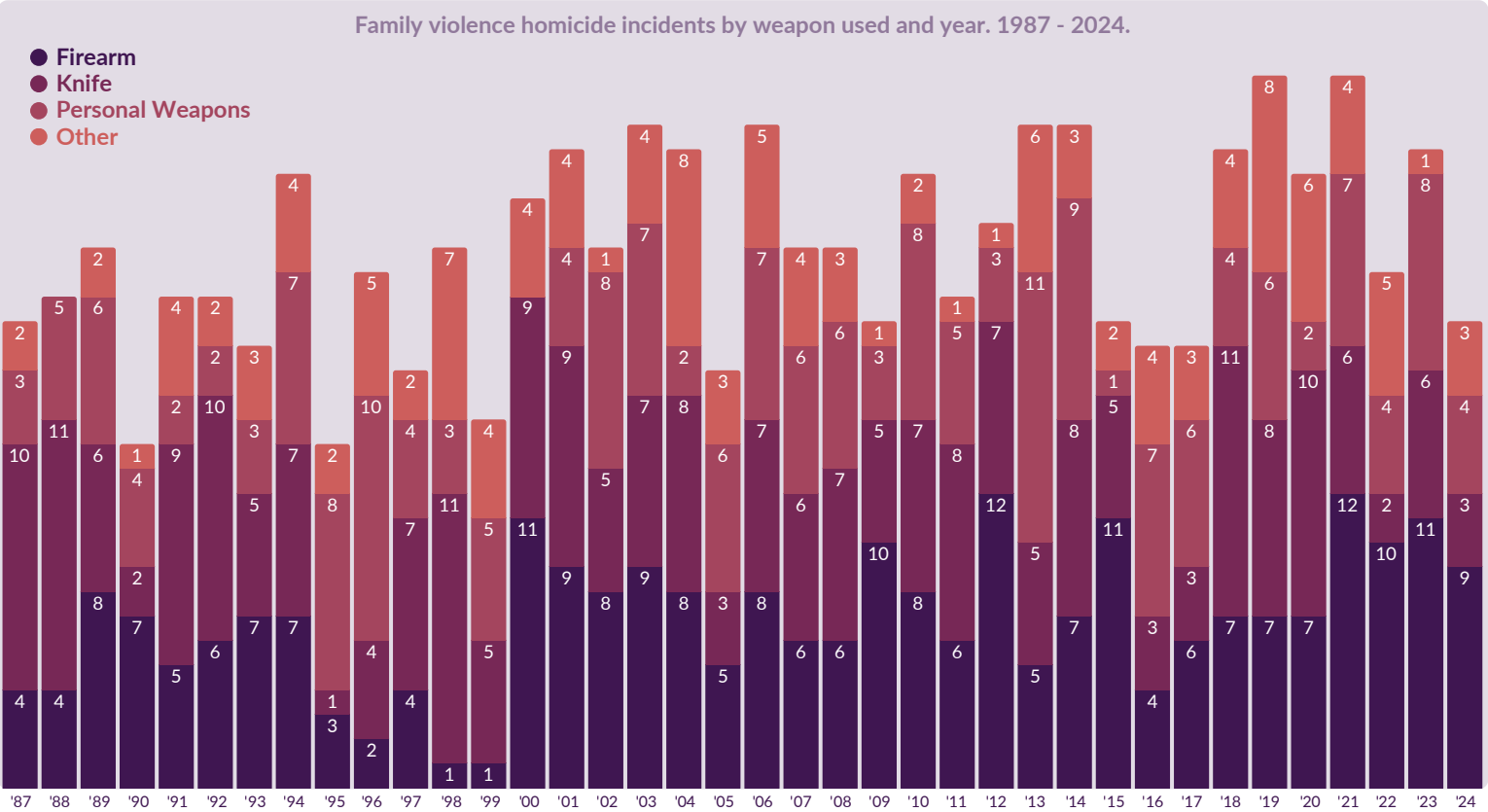
Family violence offender information

Of the 22 family homicide offenders in 2024, 63.6% (14) were arrested, 36.4% (8) committed suicide, 18.2% (4) were female and 81.8% (18) were male. The youngest offenders to commit a family homicide during 2024 were under 18 years old. The oldest offender was over 80 years old. The age range of 20 to 29 had the most offenders (7). The average age of male offenders was 40 years old and female offenders was 31 years old. In the 18 family violence homicide incidents, firearms were used in 50.0% (9) of the incidents. Other weapons used include knives 16.7% (3), personal weapons 22.2% (4), and 16.7% (3) other dangerous weapons (motor vehicle, baseball bat, and blunt object).



Family violence homicide incidents by weapon used

Prior to the year 2000, the details of family violence homicides that resulted in no arrest due to the suicide of the offender were not captured. The following chart displays the total number of family violence homicides from 1987 to 2024 by the weapons used where incident details were captured. If more than one weapon was reported being used, all weapons are counted in the graph below.



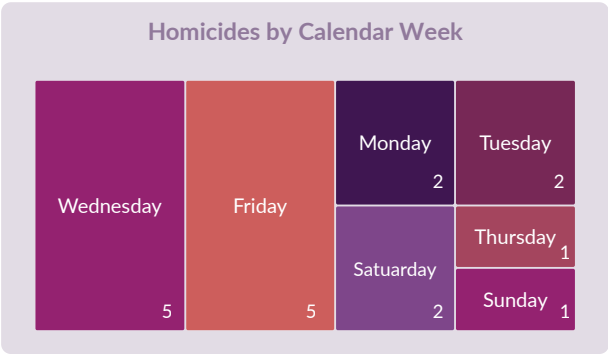
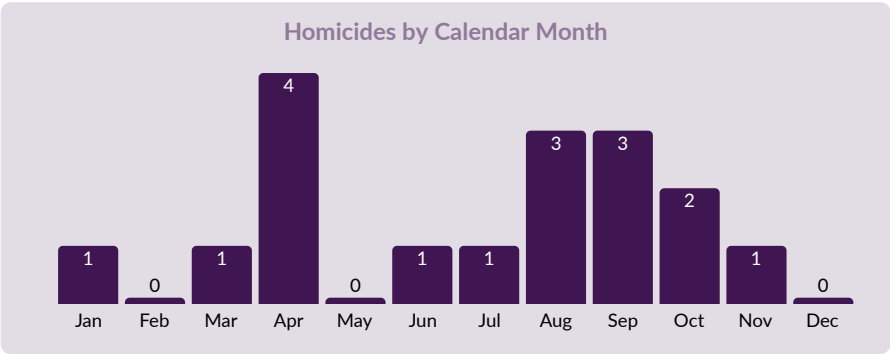
Family violence victim-to-offender age per incident

Some victims had multiple offenders. Because of this, there were 23 victim-offender pairs. Thirteen of the family violence homicide victims were younger than the offender and 10 victims were older than the offender. The age difference ranged from the offender being 32 years younger than the victim to 52 years older than the victim. Roughly 56.5% of victims were younger than their offender and 43.5% were older than their offender.



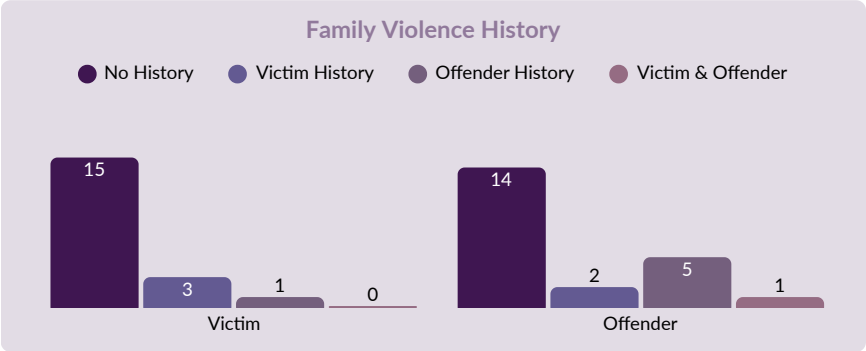
Timing of family violence homicides

In 2024, 6 of the reported family violence homicides occurred during the fall (Sep-Nov). However, the month with the highest counts of reported domestic violence homicides was April. The day of the week with the highest counts of reported family violence homicides with 5 each were Wednesday and Friday. Nine (50.0%) reported family violence homicides occurred between 9 am and 1 pm.



Family violence history

Fifteen (78.9%) of the 2024 family violence homicide victims had no reported history of involvement in a family violence arrest incident in the state of Connecticut. Of the other 4 victims, 3 were involved in previous family violence arrest incidents as the victim and 1 victim was involved as the offender. Fourteen (63.6%) of the family violence homicide offenders had no reported history of involvement in a family violence arrest incident in the state of Connecticut. Of the 8 offenders that did have a history, 2 were involved in previous family violence arrest incidents as the victim only, 5 were involved as the offender only, and 1 was involved as both the victim and offender.



78.9% Percentage of victims with no reported history of involvement in a prior family violence arrest incident in CT.

63.6% Percentage of offenders with no reported history of involvement in a prior family violence arrest incident in CT.