

National Endowment for the Arts Arts Investment Fact Sheet

March 2022

National Endowment for the Arts Appropriations

- Each **\$1 in National Endowment for the Arts grant funds leverages another \$9** from other public and private sources, resulting in \$500 million in matching support.
- The \$180 million budget of the National Endowment for the Arts (NEA) represents just **0.003%** (less than four thousandths of one percent) of the federal budget.

Everyone Benefits

- The National Endowment for the Arts has an exemplary partnership with states. **Forty percent** of all NEA program funds—approximately \$45.7 million in fiscal year 2022—is distributed through state arts agencies and regional arts organizations.
- In combination with approximately \$820.8 [million in state appropriations](#), **the federal-state partnership supports more than [25,000 grants in 16,000 communities](#) across the United States.**
- Combined, NEA and state arts agency grant awards **reach all 435 federal congressional districts.**
- **The arts reach rural areas.** States use NEA and state legislative funds together to address the unique needs of rural areas. [Twenty-one percent of state arts agency grants go to rural communities.](#) Even larger proportions of grants and grant dollars go to rural areas in states with larger rural populations.
- NEA funding benefits **underserved populations**, such as people with disabilities, people in institutions and veterans. [Thirty-six percent of activities supported by the NEA reach underserved populations.](#)

Return on Investment

- **The arts are a positive investment.** [The U.S. Bureau of Economic Analysis](#) reports that [arts and cultural production contributes more than \\$876,665 billion](#) to the nation's economy. This equates to **4.2% of GDP**, which is a greater percentage than transportation and warehousing (2.7%).

- **The arts create jobs.** Arts and culture support **4.6 million wage and salary workers** and many more independent jobs.
- **The arts help economies recover.** The arts and culture sector [sees robust economic growth](#) even during economic downturns. This resilient growth supports states' economies even during recessions.
- **The arts strengthen education.** [Research confirms](#) that the arts cultivate young imaginations and facilitate success in school, improving emotional intelligence and enhancing students' academic achievement in multiple subject areas.
- **The arts have positive health outcomes, especially for military service members.** The [National Endowment for the Arts's Creative Forces](#) initiative now has clinical sites at 13 military bases and 10 community connection sites throughout the country. In 2020, Creative Forces supported approximately **23,000 encounters** and treated **more than 4,000 patients**.

National Endowment for the Arts Funding to Connecticut: What's at Stake

- In its FY2021, the National Endowment for the Arts provided **\$846,000 in Partnership Agreement funds to the Connecticut Office of the Arts**. These critical funds are used in conjunction with state legislative dollars to support grants and services across the state of Connecticut.
- An additional **\$792,900 was distributed to the Connecticut Office of the Arts** through the NEA from the 2021 American Rescue Plan (ARP) Act. These emergency funds were used to support much-needed relief grants for constituents across the state.
- NEA and state funds **enabled the Connecticut Office of the Arts not only to award 491 grants totaling \$2,546,182** in its FY2019, but also to provide nongrant services to arts organizations, community groups, schools and artists. These grants and services supported access to the arts, jobs, arts education, community well-being and the cultural heritage of the state.
- The NEA also awards grants directly to arts organizations in each state. In its FY2021, the **NEA made 28 direct grants totaling \$625,650 in Connecticut**. In addition to these grants, the **NEA made 7 direct grants using ARP Act funding in Connecticut that totaled \$1,100,000**.

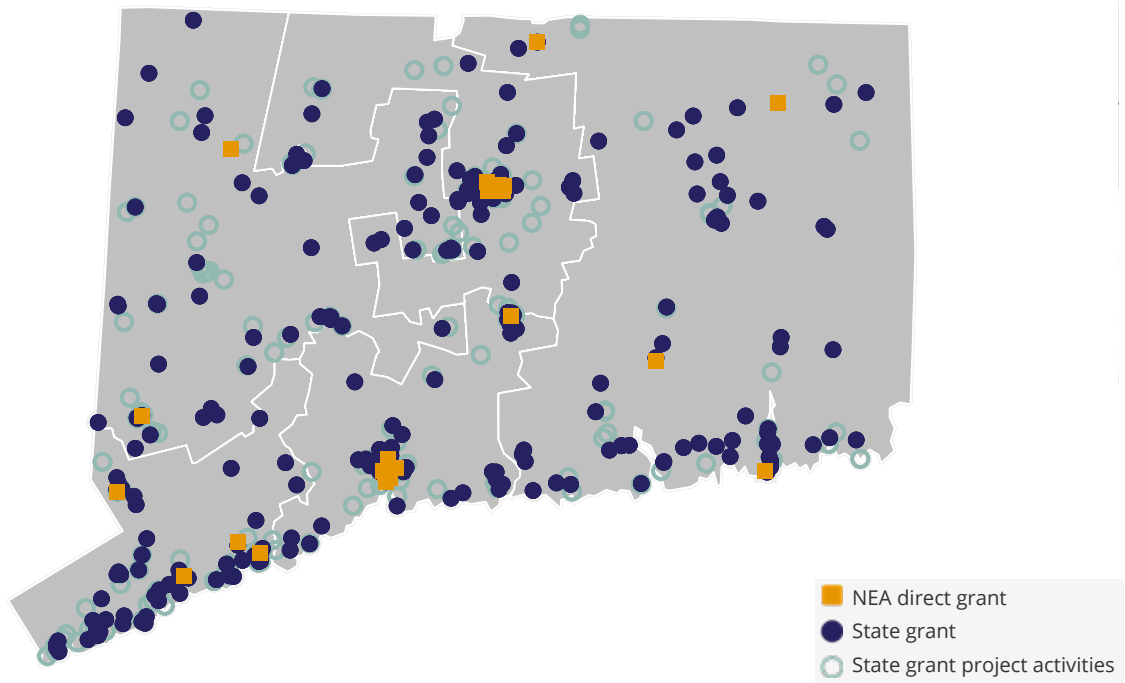
National Endowment for the Arts and Connecticut Office of the Arts Grants

In 2019, the National Endowment for the Arts and the Connecticut Office of the Arts have awarded grants in every congressional district and 8 counties in Connecticut, totaling \$3,171,832.

Grants and Project Activities

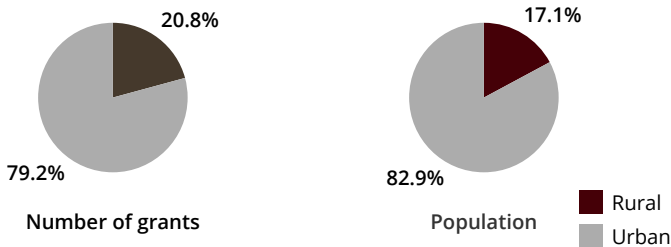
Arts Endowment Direct Grant Making		State Arts Agency Grant Making		Number of project activities
Number of grants	Grant dollars	Number of grants	Grant dollars	
28	\$625,650	491	\$2,546,182	286

Grants and Project Activities by Congressional District

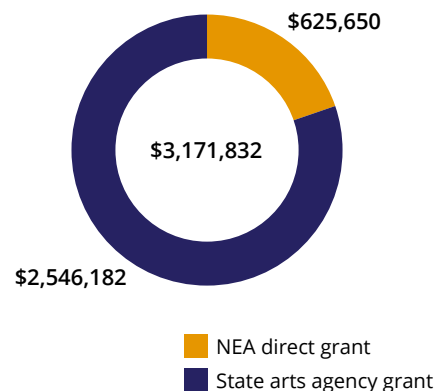


Serving Rural Communities

20.8% of Arts Endowment and Connecticut Office of the Arts grants (15.9% of federal and state arts agency grant dollars) went to rural counties in Connecticut in 2019, and Arts Endowment and Connecticut Office of the Arts grants reached 3 rural counties.



Arts Endowment and State Grant Making



Sources: NASAA, State Arts Agency Final Descriptive Reports, FY2019; National Endowment for the Arts direct grants, FY2021; US Census Bureau, American Community Survey, 2019. Geographical boundaries represent U.S. congressional districts for the 117th United States Congress.