

EVV WRD Processing

WRD Dual Mode

WRD Full Mode

WRD Combo Mode

Reports

Admin Tools

Data Entities

Upload Entities - the Process Foundation:

- **Individuals**- Persons who receive services from the State of CT
- **Providers**- Persons or companies that provide individual services
- **Authorizations**- A contract between Individuals and providers to provide a specific service for so many units unit

Download Entities:

- **Visits**- A time span where a provider (or provider employee) was performing a service

Data Migration Processes

- There are 2 main processes, Export Entity Data and Import Visit Data
- Export Entity Data to Sandata:
 - DDS sends data files for Individuals, Providers and Authorizations
 - DDS receives confirmation and any errors that require fixes to be resubmitted
- Import Visit Data from Sandata:
 - DDS Retrieves Visit Data from Sandata
 - Medicaid/Unit check (pre-WRD merge)
 - EVV visit data is processed into the WRD system

Entity and Visit Data Correction/Tracking/Modes

- EVV Visit Data to WRD
 - Visit Data – Processing prior to WRD Attendance
 - **Daily /Split Visits** – Call in /Call out -- Date/Time after midnight **splits to multiple days**
 - Validations for Medicaid/Annual Units/Daily Units – WRD error displays
 - WebResDay Mode Features
 - Dual Mode: Manual Entry/EVV Data view & errors/Reports/Manual sign off
 - Dual to Full Mode option in Manage EVV Modes
 - Full EVV Mode: EVV auto data insert /Error view link/Reports/Auto sign off
 - Full EVV Mode change back to Dual option – Admin Request
 - Combo Mode: For Residentials with partial EVV data view & partial manual entry/manual sign off/Reports
 - Corrections: Manual entry/sign off = WRD system manual correction
EVV entry/auto sign off = EVV system correction

WRD Reporting and Admin Tools

- Existing & New WRD Reports:
 - Existing WRD reports have been modified to display relative EVV data
 - New WRD/EVV reports
 - EVV Manual Comparison display with Automated WRD Medicaid/Unit check display
 - EVV Split Visit record display
 - Dual and Full Mode reports on the Attendance user entry screen
- WebResDay Admin Tools for EVV Mode Maintenance
 - Provider Admin Role
 - Providers can change from Dual Mode to Full Mode themselves
 - Application Admin Role
 - DDS Admin role can change a provider from to Dual to Full Mode
 - DDS Admin role can change a provider from Full back to Dual Mode
 - DDS Admin role can delete an incorrectly added provider mode

WebResDay

EVV Data Entry

DDS Gateway Login



State of Connecticut
Department of Developmental Services



DDS Login

Email Address :

Password :

[Forgot your password?](#)

Enter Email / Password
& Login

DDS Legacy Applications

If you are using the following applications DO NOT LOGIN ABOVE. Instead, please use the links below.

- [Quality System Review \(QSR\)](#)
- [Abuse/Neglect Registry](#)

Select WebResDay & Role

DDS Gateway User Name [Logout](#)

My Status

Password Expires On : Monday, March 15, 2021
[Change my password](#)

Provider Pin : ###

Current Environment: Development

My Applications

Individual Plan (Page-6)
[Central Office Administrator](#) ✓
[Contract Maintainer](#)
[Prior Approver](#)
[Read Only Manager](#)
[Regional Manager](#)
[Resource Manager](#)
[Service Management Maintainer](#)

IP6 Payments
[Central Office Administrator](#) ✓
[Provider Reporting](#)

eCamris
[General User](#) ✓

Level Of Need
[Central Office Administrator](#) ✓

Case-Note
[Central Office Administrator](#) ✓

WebResDay
[Central Office Administrator](#) ✓

Printer Assign
[Central Office Administrator](#) ✓

DDS Central Reports
[Central Office Administrator](#) ✓





Medication Administration Certification
[Central Office Administrator](#) ✓

Global Reporting
[Central Office Administrator](#) ✓
[Report Builder](#)

Global Security
[Central Office Administrator](#) ✓

Other Applications
[Quality System Review \(QSR\)](#)
[Abuse/Neglect Registry](#)

Roles assigned to *WebResDay*

- [Application Administrator](#) 
- [Central Office Administrator](#) 
- [FI Reporting](#) 
- [General Supervisor](#) 
- [General User](#) 
- [Provider Administrator](#) 
- [Provider Reporting](#) 
- [Regional Administrator](#) 
- [Report Viewer](#) 
- [Report Viewer Limited](#) 
- [Resource Manager](#) 
- [System Administrator](#) 



Welcome / Policy Confirmation

WebResDay

(Development)

Provider


Logout

Help

[DDS Home](#) [Attendance](#) [OldCorrection](#) [Reports](#) [SpecialReports](#)

Welcome to the WebResDay (WRD) application.

Message from webpage

 Your data entry and/or "Sign Off" in Web Res Day constitutes the presenting of a claim or statement to a federally funded Program.

The DDS False Claim Policy prohibits any person, firm, corporation or entity from knowingly presenting or causing to be presented a false claim or statement to a federally funded program, including Medicaid, or conspires to defraud the federal government.

Any person, company or entity that acts in deliberate ignorance of or with reckless disregard of the truth of such information is considered to have acted knowingly.

For additional information please refer to the complete DDS False Claim Policy.

[OK] - (Accept) Allows user into WebResDay
[Cancel] - (Decline) Back to DDS Gateway

OK Cancel

1. Select Attendance 2. EVV Program Type


WebResDay (Development) Provider Logout Help

DDS Home **Attendance** OldCorrection Reports SpedalReports

1  **Welcome to the WebResDay (WRD) application.**

WebResDay (Development) Provider Logout Help

DDS Home Main Menu

Program Type: 


Month of:

WebResDay (Development) Provider Logout Help

DDS Home Main Menu

Program Type:

Month of:

2 

COMMUNITY COMPANION HOME PRE PLACEMENT
 COMMUNITY LIVING ARRANGEMENT
 COMPANION SERVICES (PER 15 MIN)
 CONTINUOUS RESIDENTIAL SUPPORTS
 COMMUNITY TRAINING HOME (DDS LIC.) (CTH/CCH)
 COMMUNITY TRAINING SERVICES (CTV)
 DAY SUPPORT OPTIONS (PER 15 MIN)
 DAY SUPPORT OPTIONS (PER DAY)
 GROUP DAY NURSING ENHANCEMENT / HR (WEB-RES-DAY / 15 MIN)
 GROUP SUPPORTED EMPLOYMENT (PER DAY)
 GROUP SUPPORTED EMPLOYMENT (PER 15 MIN)
 HEALTH CARE COORDINATION (PER 15 MIN) - RESIDENTIAL
 HOURS WORKED/PAID WITH ISE SUPPORT (PER 15 MIN)
 INDIVIDUALIZED DAY NON-VOC (PER 15 MIN)
 INDIVIDUALIZED DAY VOC (PER 15 MIN)
 INDIVIDUALIZED HOME SUPPORT (SECOND STAFF) (PER 15 MIN)
 IHS - GROUP OF 2 / 15 MINUTES
 INDIVIDUALIZED HOME SUPPORT (PER 15 MIN)
 PERSONAL SUPPORT (PER 15 MIN)
 INDIVIDUAL SUPPORTED EMPLOYMENT
 SL SVCS/ INDIVIDUALIZED HOME SUPPORTS (SLV) (PER 15 MIN)
 SENIOR SUPPORTS (SECOND STAFF) (PER 15 MIN)
 SENIOR SUPPORTS (PER 15 MIN)
 TRANSPORTATION STANDARD PER MILE
 TRANSPORTATION TICKETS (SINGLE TRIP)
 TRANSPORTATION TRIPS
 TRANSPORTATION WHEELCHAIR/ACCESSIBLE PER MILE
 TRANSITIONAL SERVICE (PER DAY)
 TRANSITIONAL SERVICE (PER 15 MIN)

EVV Program Types/ Description
IDN - Individualized Day Non-Voc (Per 15 min)
IHS - Individualized Home Support (Per 15 min)
PS - Personal Support (Per 15 min)
SRH - Senior Supports (Per 15 min)
SR2 - Senior Supports (2nd staff, Per 15 min)
IDV - Invidualized Day Voc (Per 15 min)

Mode/Dual Mode Report/EVV Month Start

WebResDay (Staging) Provider Logout Help

DDS Home Main Menu

Program type selection: **INDIVIDUALIZED DAY NON-VOC (PER 15 MIN)**

Report displaying Manual/EVV data/Errors: **EVV DUAL Mode Report**

Month of: **1/2021** ← EVV Dual mode start

EVV Mode: DUAL ← Mode indicator

1. Click RDID for Attendance Calendar

RDID	Program	Alpha Type	Status	City	Region
RDID	Program Name	IDN	A	Any City	NR

Showing 1 to 1 of 1 entries

First Previous 1 Next Last

1. Manual Entry / 2. Save / 3. View in Cmp Link

Programs

Search:

RDID	Program	Alpha Type	Status	City	Region
PDXXXXXXXXX	HORIZONS PROG-NR/IDN	IDN	A		NR

Showing 1 to 1 of 1 entries

First Previous 1 Next Last

1. Enter Unit Manually (Blue borders have EVV relative data)
2. Save
3. Select Cmp to see compare

Selected Program : HXXXXXXXXXXXX, IDN [PDXXXXXXXXX NR], Program Type : IDN

1 UNIT = 15 minutes of face to face support. Round up only if the remainder is 8 minutes or more (ie: 2 hrs and 8 minutes = 9 units)

1. Manually enter data

3. Select Cmp to see Manual to EW data compare & EVV errors

Client	DDSN	1	2	3	4	5	6	7	8	9	10	11	12	13	14	15	16	17	18	19	20	21	22	23	24	25	26	27	28	29	30	31	Lk
Cmp	43	0	0	0	0	0	0	0	0	0	0	0	0	0	0	0	0	0	0	0	0	0	0	0	0	0	0	0	0	0	0	<input type="checkbox"/>	
Cmp	20	0	0	0	0	0	0	0	0	0	0	0	0	0	0	0	0	0	0	0	0	0	0	0	0	0	0	0	0	0	0	<input type="checkbox"/>	
Cmp	43	0	0	0	0	0	0	0	0	0	0	0	0	0	0	0	0	0	0	0	0	0	0	0	0	0	0	0	0	0	0	<input type="checkbox"/>	
Cmp	39	0	0	0	0	0	0	0	0	0	0	0	0	0	0	0	0	0	0	0	0	0	0	0	0	0	0	0	0	0	0	<input type="checkbox"/>	
Cmp	61	0	0	0	0	0	0	0	0	0	0	0	0	0	0	0	0	0	0	0	0	0	0	0	0	0	0	0	0	0	0	<input type="checkbox"/>	
Cmp	44	0	0	0	0	0	0	0	0	0	0	0	0	0	0	0	0	0	0	0	0	0	0	0	0	0	0	0	0	0	0	<input type="checkbox"/>	

Note:

Please remember to "Sign Off" and then "Save" after completing monthly utilization data for each screen/page of program.

Problem Client

Save

2. Save

WRD – Reports

New & Modified

Report Parameters

Report Name:

- Attendance Correction
- Comprehensive Waiver Utilization Detail
- Comprehensive Waiver Utilization Summary
- Day Utilization Detail
- Day Utilization Summary
- EVManualComparison**
- IndividualAudit
- Program Utilization
- Program Utilization - Excel
- Split Visit Records**
- Sign Off Detail
- Sign Off Summary
- Consumer Attendance
- Upload Records
- Email Notification Log
- Legacy RDAattend Individual Audit
- Supported Living
- Rejected Billing Detail
- Rejected Billing Summary
- FI Waiver Exception

Existing reports are modified to display EVV related data

Full EVV Mode Report – Errors by Individual Example

Error Details

Client Name: D . IIA | DDSNumber: 5 | RDID: PS i1NR | Attendance Month: 7/1/2020

Rule:

Daily Max Limit ~ Day -> range 0 - 32
Res -> range 0 - 96

Annual Max Limit ~ (Sum of Duration / 4) < Annual Max Limit

Days	Visit Date	Daily Max Limits Exceeded?	Annual Max Limits Exceeded?	OnMedicaid?	OnWebResDay Program?	Duration	Daily Max Limit	Annual Max Limit	Record Type	Created Date
Day3	7/3/2020	Y	-	-	-	480	96	--	Original	10/13/2020 7:46:31 AM
Day5	7/5/2020	Y	-	-	-	480	96	--	Original	10/13/2020 7:46:31 AM
Day10	7/10/2020	Y	-	-	-	480	96	--	Original	10/13/2020 7:46:31 AM
Day24	7/24/2020	Y	-	-	-	600	96	--	Original	10/13/2020 7:46:31 AM
Day26	7/26/2020	Y	-	-	-	600	96	--	Original	10/13/2020 7:46:31 AM
Day27	7/27/2020	Y	-	-	-	600	96	--	Original	10/13/2020 7:46:31 AM
Day27	7/27/2020	Y	-	-	-	400	96	--	Split	10/13/2020 7:46:31 AM
Day29	7/29/2020	Y	-	-	-	1800	96	--	Original	10/13/2020 7:46:31 AM
Day29	7/29/2020	Y	-	-	-	1600	96	--	Original	10/13/2020 7:46:31 AM
Day29	7/29/2020	Y	-	-	-	1200	96	--	Split	10/13/2020 7:46:31 AM
Day29	7/29/2020	Y	-	-	-	533	96	--	Split	10/13/2020 7:46:31 AM
Day30	7/30/2020	Y	-	-	-	600	96	--	Split	10/13/2020 7:46:31 AM

Full EVV Mode – Error Report – All Individuals Example

Full Mode Report

RDID: PI IR

Attendance Month: 10/1/2020

Note:

Nil - indicates EVV Visit Errors (Please see bottom for details).

1 UNIT = 15 minutes of face to face support. Round up only if the remainder is 8 minutes or more (ie: 2 hrs and 8 minutes = 9 units)

Client Name	DDS#	Mode	RDID	Attendance ID	Total Days	Total Units	1	2	3	4	5	6	7	8	9	10	11	12	13	14	15	16	17	18	19	20	21	22	23	24	25	26	27	28	29	30	31
I f	92	EVV	PI VR	2365538	3	60	0	0	0	0	0	20	20	0	0	0	0	20	0	0	0	0	0	0	0	0	0	0	0	0	0	0	0	0	0	0	0
BO AN	21	EVV	PO WR	2365540	3	70	0	0	20	0	0	0	0	20	0	0	0	30	0	0	0	0	0	0	0	0	0	0	0	0	0	0	0	0	0	0	0
	14	EVV	PO WR	2365541	1	30	0	0	0	0	0	0	0	0	0	0	0	30	0	0	0	0	0	0	0	0	0	0	0	0	0	0	0	0	0	0	0
C N	77	EVV	PO IWR	2365542	0	0	0	0	0	0	0	0	0	0	0	0	0	0	0	0	0	0	0	0	0	0	0	0	0	0	0	0	0	0	0	0	0
G J L Y	196	EVV	PO IWR	2365543	0	0	0	0	0	0	0	0	0	0	0	0	0	0	0	0	0	0	0	0	0	0	0	0	0	0	0	0	0	0	0	0	0
N R	113	EVV	PO WR	2365544	2	30	0	10	0	0	0	0	0	0	0	0	0	0	0	0	0	0	0	0	0	20	0	0	0	0	0	0	0	0	0	0	0
F AUL	21	EVV	PO IWR	2365546	0	0	0	0	0	0	0	0	0	0	0	0	0	0	0	0	0	0	0	0	0	0	0	0	0	0	0	0	0	0	0	0	0
WR JE	686	EVV	PO IWR	2365549	0	0	0	0	0	0	0	0	0	0	0	0	0	0	0	0	0	0	0	0	0	0	0	0	0	0	0	0	0	0	0	0	0

EVV Visit Errors

Client Name	DDS#	Days	Visit Date	Daily Max Limits Exceeded?	Annual Max Limits Exceeded?	On Medicaid?	On Web Res Day Program?	Duration	Daily Max Limit	Annual Max Limit	Record Type	Created Date
-------------	------	------	------------	----------------------------	-----------------------------	--------------	-------------------------	----------	-----------------	------------------	-------------	--------------

WebResDay Split Visit QA Report Example

Split Visit Report												
RDID: P55300561NR Provider: 1909 Attendance Month: 07/01/2020 - 08/01/2020												
Visit Key	Client ID	Payer Program	Visit Start Date	Visit End Date	DailyMax Limits Exceeded	Annual Max Limit Exceeded	On Medicaid	On Web Res Day Program	Days	Duration	Record Type	
61917F08-A705-4A72-A74C-4557A893F57B	387	F 350 18	7/27/2020 8:00:00 AM	7/28/2020 9:00:00 AM	Yes	Yes	Yes	Yes	Day 27-28	800	Original	
61917F08-A705-4A72-A74C-4557A893F57B	387	P 350 18	7/27/2020 8:00:00 AM	7/27/2020 11:59:59 PM	Yes	Yes	Yes	Yes	Day 27	400	Split	
61917F08-A705-4A72-A74C-4557A893F57B	387	F 350 18	7/28/2020 12:00:00 AM	7/28/2020 9:00:00 AM	Yes	Yes	Yes	Yes	Day 28	200	Split	
71917F08-A705-4A72-A74C-4557A893F57B	387	P 350 18	7/29/2020 10:00:00 AM	8/2/2020 11:00:00 AM	Yes	Yes	Yes	Yes	Day 29-2	1800	Original	
71917F08-A705-4A72-A74C-4557A893F57B	387	F 350 18	7/29/2020 10:00:00 AM	7/29/2020 11:59:59 PM	Yes	Yes	Yes	Yes	Day 29	400	Split	
71917F08-A705-4A72-A74C-4557A893F57B	387	F 350 18	7/30/2020 12:00:00 AM	7/30/2020 11:59:59 PM	Yes	Yes	Yes	Yes	Day 30	400	Split	
71917F08-A705-4A72-A74C-4557A893F57B	387	F 350 18	7/31/2020 12:00:00 AM	7/31/2020 11:59:59 PM	Yes	Yes	Yes	Yes	Day 31	400	Split	
71917F08-A705-4A72-A74C-4557A893F57B	387	F 350 18	8/1/2020 12:00:00 AM	8/1/2020 11:59:59 PM	Yes	Yes	Yes	Yes	Day 1	400	Split	
71917F08-A705-4A72-A74C-4557A893F57B	387	F 350 18	8/2/2020 12:00:00 AM	8/2/2020 11:00:00 AM	Yes	Yes	Yes	Yes	Day 2	200	Split	
81917F08-A705-4A72-A74C-4557A893F57B	387	F 350 18	7/29/2020 12:00:00 PM	8/1/2020 12:00:00 PM	Yes	Yes	Yes	Yes	Day 29-1	1600	Original	
81917F08-A705-4A72-A74C-4557A893F57B	387	F 350 18	7/29/2020 12:00:00 PM	7/29/2020 11:59:59 PM	Yes	Yes	Yes	Yes	Day 29	533	Split	
81917F08-A705-4A72-A74C-4557A893F57B	387	F 350 18	7/30/2020 12:00:00 AM	7/30/2020 11:59:59 PM	Yes	Yes	Yes	Yes	Day 30	533	Split	
81917F08-A705-4A72-A74C-4557A893F57B	387	F 350 18	7/31/2020 12:00:00 AM	7/31/2020 11:59:59 PM	Yes	Yes	Yes	Yes	Day 31	534	Split	
81917F08-A705-4A72-A74C-4557A893F57B	387	F 350 18	8/1/2020 12:00:00 AM	8/1/2020 12:00:00 PM	Yes	Yes	Yes	Yes	Day 1	0	Split	

WebResDay – Report Updates for EVV Example

Note:- ** - Represents EVV Data

DDS WebResDay Attendance Correction Report

Begin Month: 8/1/2020 End Month: 8/31/2020 Provider: I

Not Signed Off	DDS Number	ClientName	Correction Month	R01D	Program Name	Correction Reason	Comments
	**13L...	CA .LUC	8/1/2020	P	ISR SR/IND? PORT	DED Consumer Attendance Error	Correction Imported through the EVV process
	**14	BIF ER5	8/1/2020	P	ISR UN-SR/I	Consumer Attendance Error	Correction Imported through the EVV process
	**24L...	JDI QEF	8/1/2020	P	ISR UN-SR/I	Consumer Attendance Error	Correction Imported through the EVV process
	**28 I	CA OLJ	8/1/2020	P	ISR UN-SR/I	Consumer Attendance Error	Correction Imported through the EVV process
	**30 I	SM ID	8/1/2020	P	ISR SR/IND? PORT	DED Consumer Attendance Error	Correction Imported through the EVV process
	**31 I	BEI 40A	8/1/2020	P	ISR SR/IND? PORT	DED Consumer Attendance Error	Correction Imported through the EVV process
	**31 I	HO 3T9	8/1/2020	P	ISR SR/IND? PORT	DED Consumer Attendance Error	Correction Imported through the EVV process
	**32 I	MC ATJ E	8/1/2020	P	ISR SR/IND? PORT	DED Consumer Attendance Error	Correction Imported through the EVV process
	**32 I	MC ATJ E	8/1/2020	P	ISR UN-SR/I	Consumer Attendance Error	Correction Imported through the EVV process
	**34 I	MA .L, I	8/1/2020	P	ISR SR/IND? PORT	DED Consumer Attendance Error	Correction Imported through the EVV process
	**37 I	KA -BR	8/1/2020	P.....	ISR SR/IND? PORT	DED Consumer Attendance Error	Correction Imported through the EVV process

WRD Admin Tools

Manage EVV Modes

DDS Gateway Logout

My Status

Password Expires On : Sunday, March 07, 2021
[Change my password](#)

Provider Pin :

Current Environment: Development

Announcements

*** DEV * DEV * DEV ***

You are accessing the Development area of the DDS Web Applications site. This is for testing only, this is NOT the Production system.

My Applications

Individual Plan (Page-6)
Application Administrator
Central Office Administrator ✓
Contract Maintainer
Prior Approver
Read Only Manager
Read Only Provider
Regional Manager
Resource Manager
Service Management Maintainer

IP6 Payments
Central Office Administrator ✓
Payment Approver
Payment Builder
Provider Reporting
Read Only Manager
Service Management Maintainer

eCamris
General User ✓

Level Of Need
Central Office Administrator ✓

Case-Note
Central Office Administrator ✓

WebResDay
Application Administrator
Central Office Administrator ✓
Provider Administrator

Medication Administration Certification
Central Office Administrator ✓
Read Only Manager

Global Security
Application Administrator
Central Office Administrator ✓

Other Applications
Quality System Review (QSR)
Abuse/Neglect Registry

WRD – Manage EVV Mode



Welcome to the WebResDay (WRD) application.



EVV Menu
1. Manage EVV Mode

Welcome to Application Data Maintenance Landing Page.

Use Left Navigation to access Maintenance screens.



WRD – Dual to Full Mode by Provider Admin Role

WebResDay (Development) Provider [] (Application Administrator) Logout Help

DDS Home Main Menu

EVV Menu
1. Manage EVV Mode

Current Provider EVV Mode: DUAL

Manage EVV Mode

Set Provider Start Mode

Set Provider Start Mode

Provider Details: Search by Pin: 1909

Provider PIN	Provider Name	Provider Mode	Mode Start Date	Mode End Date	Last Change By ID	Last Change Date	Comments
1907	VI C. C. RP	DUAL	11/1/2020		2 1	12/14/2020 11:58:10 AM	The user 'j.guyon@webresday.com' has changed the mode from NONE to DUAL

WRD-Dual to Full Mode

WebResDay (Development) Provider: [] (Provider Administrator) Logout Help
DDS Home Main Menu
EVV Menu
1. Manage EVV Mode
Current Provider EVV Mode: DUAL

Manage EVV Mode

Provider Details:

Provider PIN	Provider Name	Provider Mode	Mode Start Date	Mode End Date	Last Change By ID	Last Change Date	Comments
1909	VINFEN CORP OF CT	DUAL	11/1/2020		2054	12/14/2020 11:58:10 AM	The user Vijaya Kumari, Sarath has changed the mode from NONE to DUAL

EVV Confirmation Window

Are you sure you want to set the mode to **FULL** EVV mode?
WARNING: Once you switch to **FULL** EVV mode you cannot switch back.

[Yes] - (OK) Switch to **FULL** EVV mode.
[No] - (Cancel) Stay in **DUAL** EVV mode.

Yes No

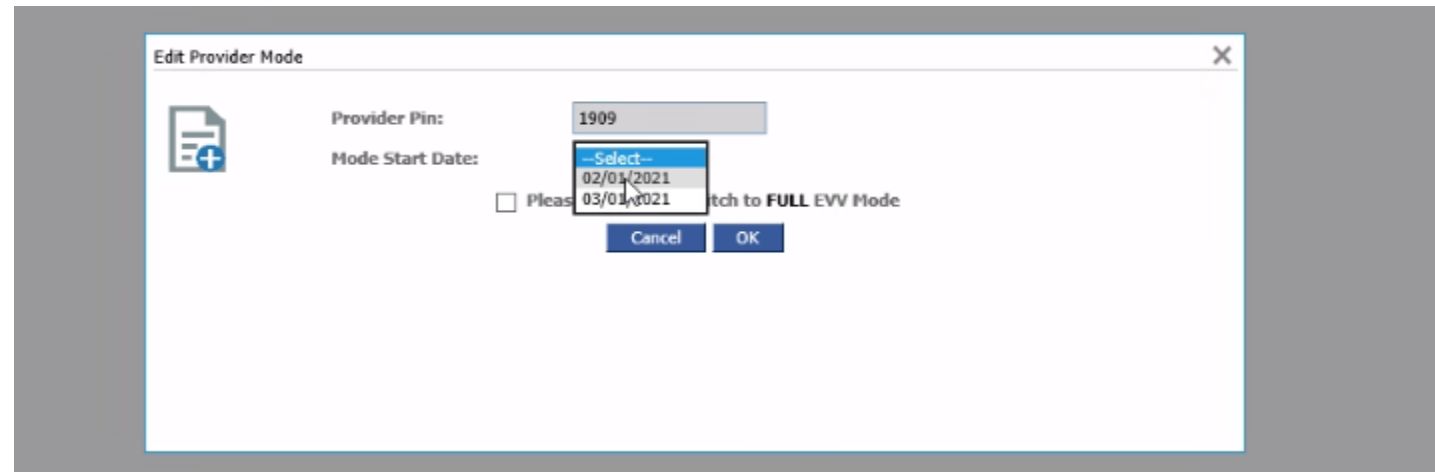
Edit Provider Mode

Provider Pin: [1909]
Mode Start Date: [02/01/2021]

Please confirm to switch to **FULL** EVV Mode.

Cancel OK

WRD- Dual to Full Mode



WebResDay (Development) Provider Provider Administrator Logout Help
 DDS Home Main Menu

EVV Menu
 1. Manage EVV Mode

Current Provider EVV Mode: **FULL**

Manage EVV Mode

Provider Details:

	Provider PIN	Provider Name	Provider Mode	Mode Start Date	Mode End Date	Last Change By ID	Last Change Date	Comments
	1909	VIRGINIA	DUAL	11/1/2020	1/31/2021	2054	12/14/2020 11:58:10 AM	The user [redacted] has changed the mode from NONE to DUAL
	1909	VIRGINIA	FULL	2/1/2021		20	1/15/2021 7:03:27 AM	The user [redacted] has changed the mode from DUAL to FULL