

CT PRESCRIPTION DRUG DISPENSATIONS – 2020 QUARTER 3

The CT Prescription Monitoring and Reporting System (CPMRS) collects prescription records for Schedule II – V controlled substances, mandated by CT General Statutes Sec. 21a-254.



Controlled substances are classified into **5 drug schedules** which are determined by the U.S. Drug Enforcement Administration (DEA) and state regulations. The classification is based on a drug's medical use and potential for misuse and dependency.



90%

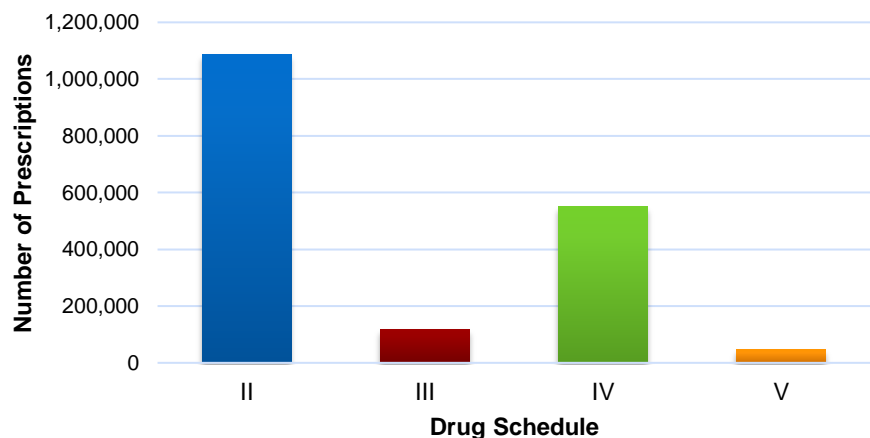
of controlled substances dispensed to CT residents this quarter are benzodiazepines, medical marijuana, opiate partial agonists, opiate agonists, and stimulants.

Controlled Substance Prescriptions Dispensed to CT Residents

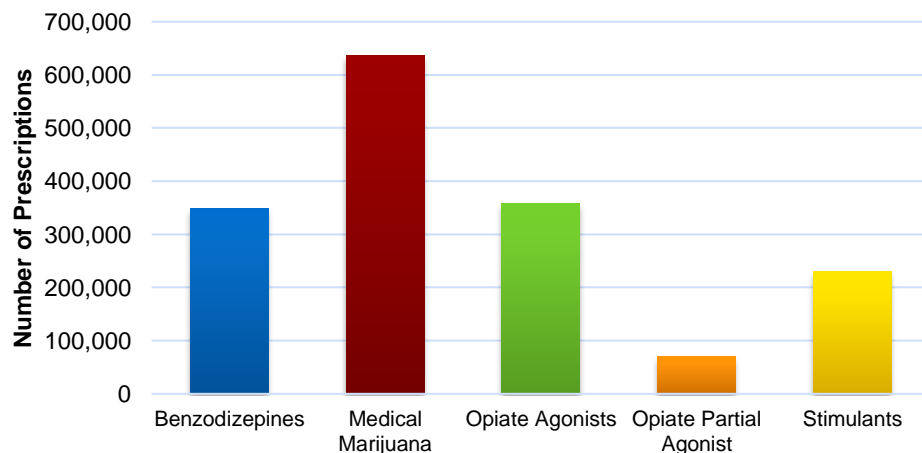
Patient Residence	Prescription Count
Fairfield County	409,531
Hartford County	431,642
Litchfield County	119,379
Middlesex County	93,814
New Haven County	460,784
New London County	167,131
Tolland County	79,714
Windham County	61,996
Connecticut	1,824,726

*Since county information is not available for all prescriptions, the county totals will not add up to the state total

Number of Controlled Substance Prescriptions by DEA Drug Schedule



Most Common Controlled Substances Dispensed to CT Residents



Opiate Agonist Prescriptions

Opiate agonists are generally used to treat moderate to severe pain; typically associated with injury, surgery, or various health conditions.

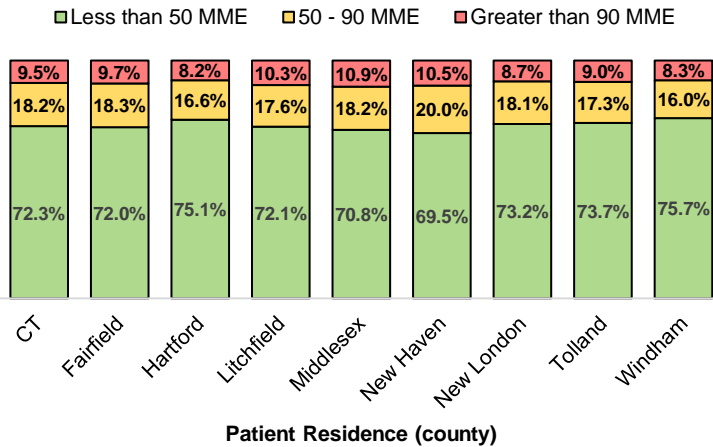
Top 5 Opiate Agonist Prescriptions Dispensed to CT Residents

Generic Drug Name	Prescription Count
Oxycodone HCl	95,268
Tramadol HCl	71,366
Oxycodone HCl/APAP	66,484
Hydrocodone bitartrate/APAP	51,399
Hydromorphone HCl	18,966

*APAP = acetaminophen

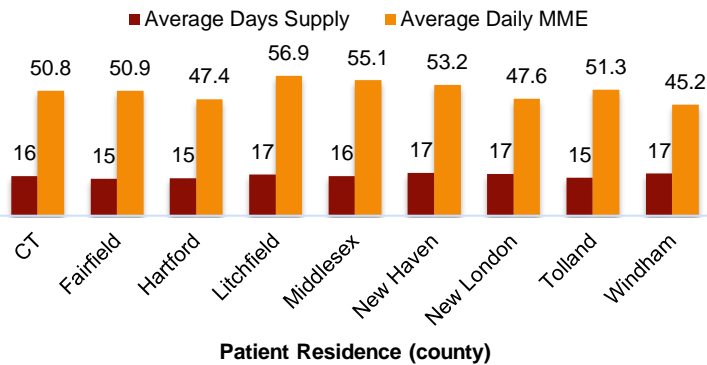
The Centers for Disease Control and Prevention (CDC) recommends that when starting a patient on opioids that the lowest effective dosage (<50 MME/day) should be prescribed in order to reduce the risk for overdose. Prescribing dosages of ≥50 MME/day increases the chances of an overdose ([CDC Guideline for Prescribing Opioids for Chronic Pain](#)).

Proportion of Opiate Agonists per MME Category



The longer a person is exposed to opioids the risks of opioid dependency increases.

Average Days Supply and Daily Morphine Milligram Equivalent



Benzodiazepine Prescriptions

Benzodiazepines are often used to treat a variety of health conditions such as anxiety, seizures, and insomnia.

Top 5 Benzodiazepine Prescriptions Dispensed to CT Residents

Generic Drug Name	Prescription Count
Alprazolam	123,497
Clonazepam	92,549
Lorazepam	85,764
Diazepam	32,054
Temazepam	6,783

Stimulant Prescriptions

Stimulants are most often used to treat attention-deficit hyperactivity disorder (ADHD). It is also used to treat narcolepsy.

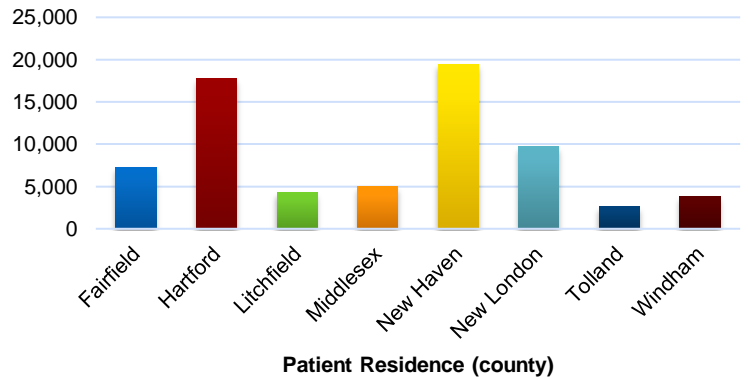
Top 5 Stimulant Prescriptions Dispensed to CT Residents

Generic Drug Name	Prescription Count
Dextroamphetamine sulf-saccharate/amphetamine sulf-aspartate	102,877
Lisdexamfetamine dimesylate	42,516
Methylphenidate HCl	41,761
Phentermine HCl	17,396
Dexmethylphenidate HCl	11,489

Opiate Partial Agonist Prescriptions

Drugs in this classification include medications that contain substances such as buprenorphine, butorphanol, and pentazocine.

Number of Opiate Partial Agonist Prescriptions



Data Source: Connecticut Prescription Monitoring and Reporting System (CPMRS)

