

User Registration Guide

You will receive a welcome email from Business@Amazon.com

Click **Sign In** or **Get Started** to begin registration. Find the scenario below that applies to you and follow the steps provided to complete registration.

Scenario 1

Email Address is New to Amazon

The image shows two sequential screenshots of the Amazon Business registration process. The first screenshot, titled "Welcome to Amazon Business!", contains a registration form with fields for "Your name" (with a sub-field for "First and last name"), "Email" (pre-filled with "newuseremail@abdemoaccount.com"), "Password" (with a note "At least 6 characters"), and "Re-enter password". A blue callout box labeled "User email pre-populates" points to the email field. A hand icon is shown clicking the "Create your Business account" button. The second screenshot, titled "Verify email address", shows a message: "To verify your email, we've sent a One Time Password (OTP) to newuseremail@abdemoaccount.com (Change)". It includes an "Enter OTP" field, a "Create your Amazon account" button (with a hand icon clicking it), and a "Resend OTP" link.

Click **Start Shopping** and you are ready to go!

The image shows a confirmation screen titled "Welcome to Amazon Business!". The text reads: "You are now a part of the **AB Demo Account** Amazon Business account." Below this is a large orange button labeled "Start shopping" with a hand icon clicking it.



Contact Amazon Business Customer Support at www.amazon.com/gp/help/contact-us or 888.281.3847

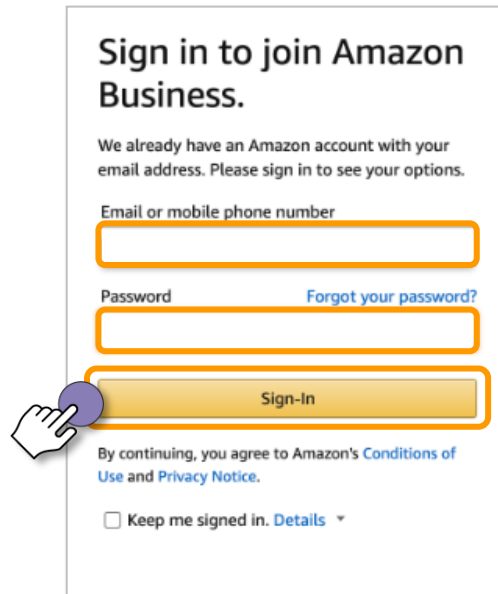
Scenario 2

Email address is currently tied to an Amazon.com account

Convert existing account to an Amazon Business account

Only recommended for users who have NOT made personal purchases on their account

You will be prompted to sign in to your existing Amazon.com account using the pre-populated email



Sign in to join Amazon Business.

We already have an Amazon account with your email address. Please sign in to see your options.

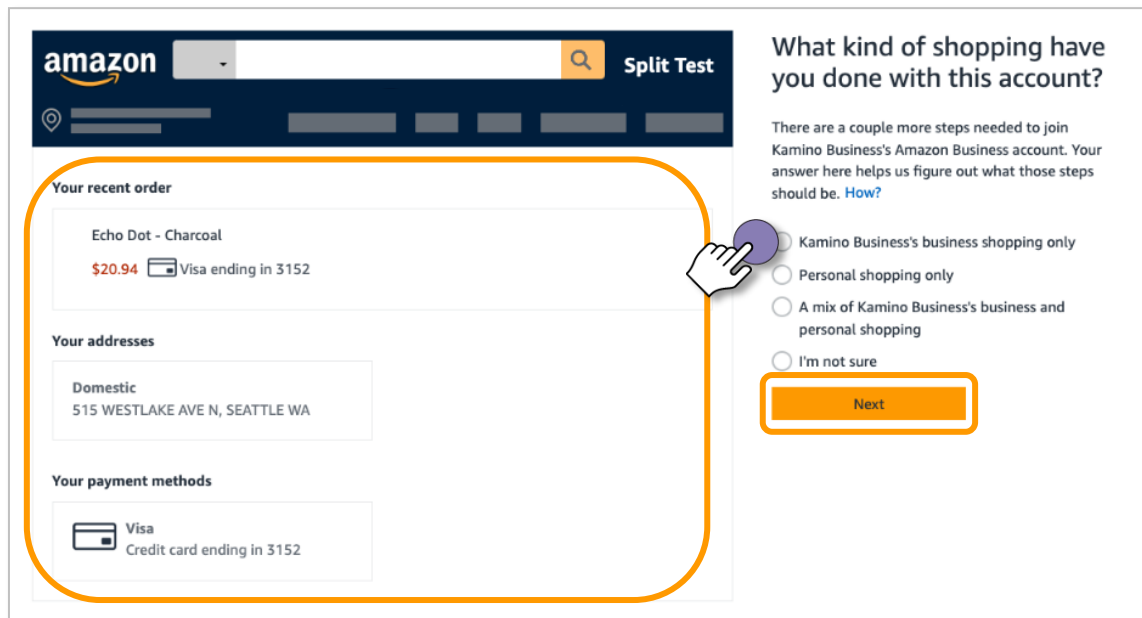
Email or mobile phone number

Password [Forgot your password?](#)

By continuing, you agree to Amazon's [Conditions of Use](#) and [Privacy Notice](#).

Keep me signed in. [Details](#) ▾

Review your account information and indicate what kind of shopping you have done on your account



amazon Split Test

What kind of shopping have you done with this account?

There are a couple more steps needed to join Kamino Business's Amazon Business account. Your answer here helps us figure out what those steps should be. [How?](#)

Kamino Business's business shopping only
 Personal shopping only
 A mix of Kamino Business's business and personal shopping
 I'm not sure

Your recent order

Echo Dot - Charcoal
\$20.94 Visa ending in 3152

Your addresses

Domestic
515 WESTLAKE AVE N, SEATTLE WA

Your payment methods

Visa
Credit card ending in 3152



Contact Amazon Business Customer Support at www.amazon.com/gp/help/contact-us or 888.281.3847

amazon business

AMAZON CONFIDENTIAL

Confirm whether or not you wish to add your Amazon.com account to the organization's centralized Amazon Business account

Add this account to Kamino Business's Amazon Business account

Since you haven't done any shopping with this account, we can add it to the Kamino Business shared Amazon Business account.

Before we continue, please review what this means:


- Your individual account using MergeAccount@ABDemoAccount.com won't be active anymore. You'll also lose access to any subscriptions or Prime benefits you may have.
- Instead, you'll use MergeAccount@ABDemoAccount.com to sign in to the Kamino Business shared Amazon Business account.

Yes, add to my organization's shared account

No, I want to keep this account personal


Next


Click **Start Using Amazon Business** and you are ready to go!






MergeAccount@ABDemoAccount.com

Your orders







Your addresses

Your payment methods

Your account has been added to Acme's Amazon Business account

Look for a confirmation email shortly at MergeAccount@ABDemoAccount.com

Start using Amazon Business

Click **Start Shopping** to navigate to your Amazon Business homepage!



Contact Amazon Business Customer Support at www.amazon.com/gp/help/contact-us or 888.281.3847

Scenario 3

Email address is currently tied to an Amazon.com account

Create a separate business user account

You will be prompted to sign in to your existing Amazon.com account using the pre-populated email

Sign in to join Amazon Business.

We already have an Amazon account with your email address. Please sign in to see your options.

Email or mobile phone number

Password [Forgot your password?](#)

Sign-In

By continuing, you agree to Amazon's [Conditions of Use and Privacy Notice](#).

Keep me signed in. [Details](#)

Review your account information and indicate what kind of shopping you have done on your account

amazon Split Test muraler+_US_1657566611565nwec@amazon.com

What kind of shopping have you done with this account?

There are a couple more steps needed to join Kamino Business's Amazon Business account. Your answer here helps us figure out what those steps should be. [How?](#)

Kamino Business's business shopping only

Personal shopping only

A mix of Kamino Business's business and personal shopping

I'm not sure

Next

Your recent order

Echo Dot - Charcoal
\$20.94 Visa ending in 3152

Your addresses

Domestic
515 WESTLAKE AVE N, SEATTLE WA

Your payment methods

Visa
Credit card ending in 3152



Contact Amazon Business Customer Support at www.amazon.com/gp/help/contact-us or 888.281.3847

Change the sign in email address for your personal Amazon.com account

Change the sign-in email for your personal account


Thanks for letting us know you've done personal shopping with this account. Since an email address can only be used to sign in to one account, we'll need to change the email address for this account.

Doing this keeps your personal account details—like order history and any subscriptions—private and separate from the Amazon Business account. We recommend that you use an email address not associated with your work.

Current email [Not a work email?](#)
SplitAccount@ABDemoAccount.com

New email


Re-enter email address



Click Finish joining Amazon Business to create your business user account

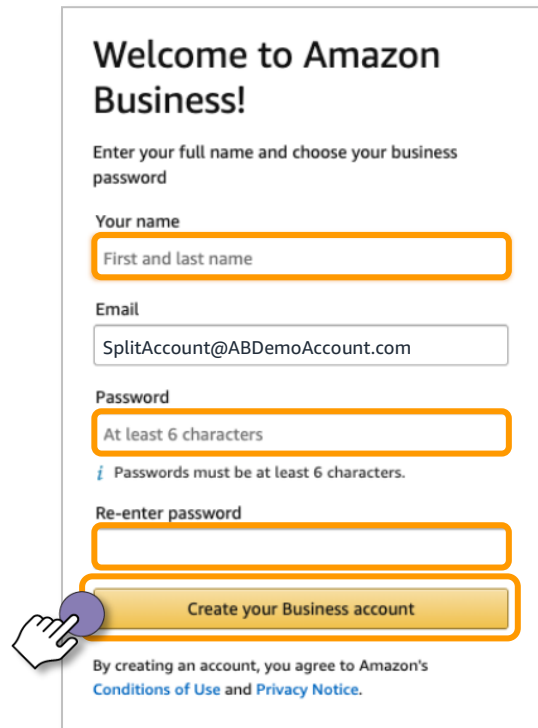
Personal account email address updated

You'll now use this email to sign in to Amazon and anywhere else you use Amazon to sign in.



Contact Amazon Business Customer Support at www.amazon.com/gp/help/contact-us or 888.281.3847

Enter your name, create a password and click Create your Business account



Welcome to Amazon Business!

Enter your full name and choose your business password

Your name
First and last name

Email
SplitAccount@ABDemoAccount.com

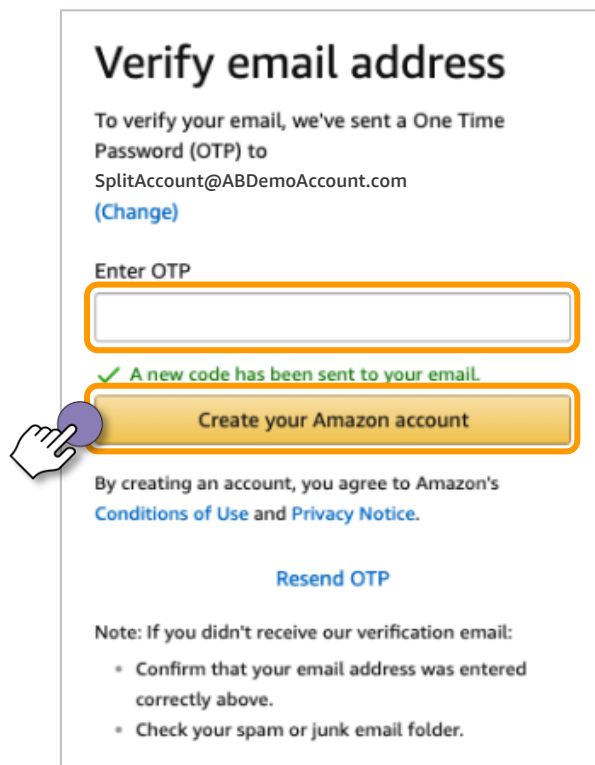
Password
At least 6 characters
i Passwords must be at least 6 characters.

Re-enter password

Create your Business account

By creating an account, you agree to Amazon's [Conditions of Use](#) and [Privacy Notice](#).

Verify your email address by entering the OTP sent to you and click Create your Amazon account



Verify email address

To verify your email, we've sent a One Time Password (OTP) to
SplitAccount@ABDemoAccount.com
[\(Change\)](#)

Enter OTP

✓ A new code has been sent to your email.

Create your Amazon account

By creating an account, you agree to Amazon's [Conditions of Use](#) and [Privacy Notice](#).

[Resend OTP](#)

Note: If you didn't receive our verification email:

- Confirm that your email address was entered correctly above.
- Check your spam or junk email folder.

Click **Start Shopping** and you are ready to go!



Contact Amazon Business Customer Support at www.amazon.com/gp/help/contact-us or 888.281.3847

amazon business

AMAZON CONFIDENTIAL