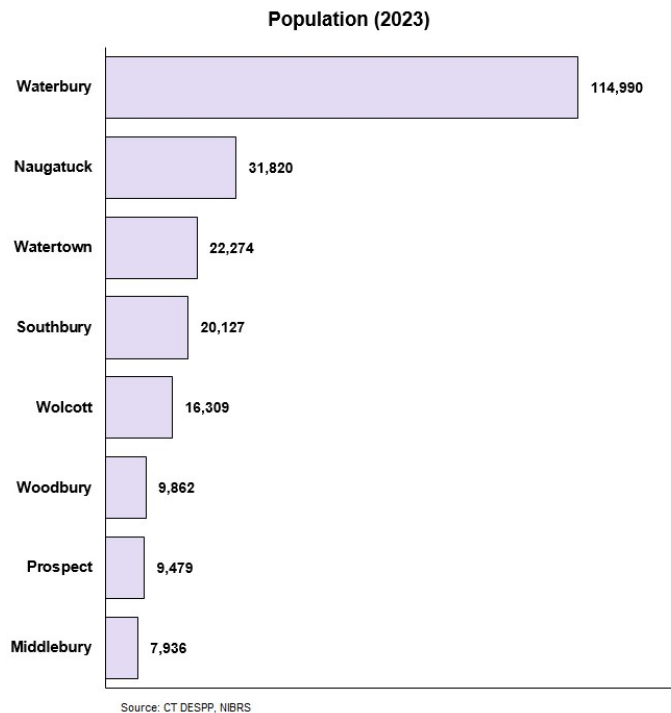




# CT Division of Criminal Justice

## Data Report: Waterbury JD

### Demographics



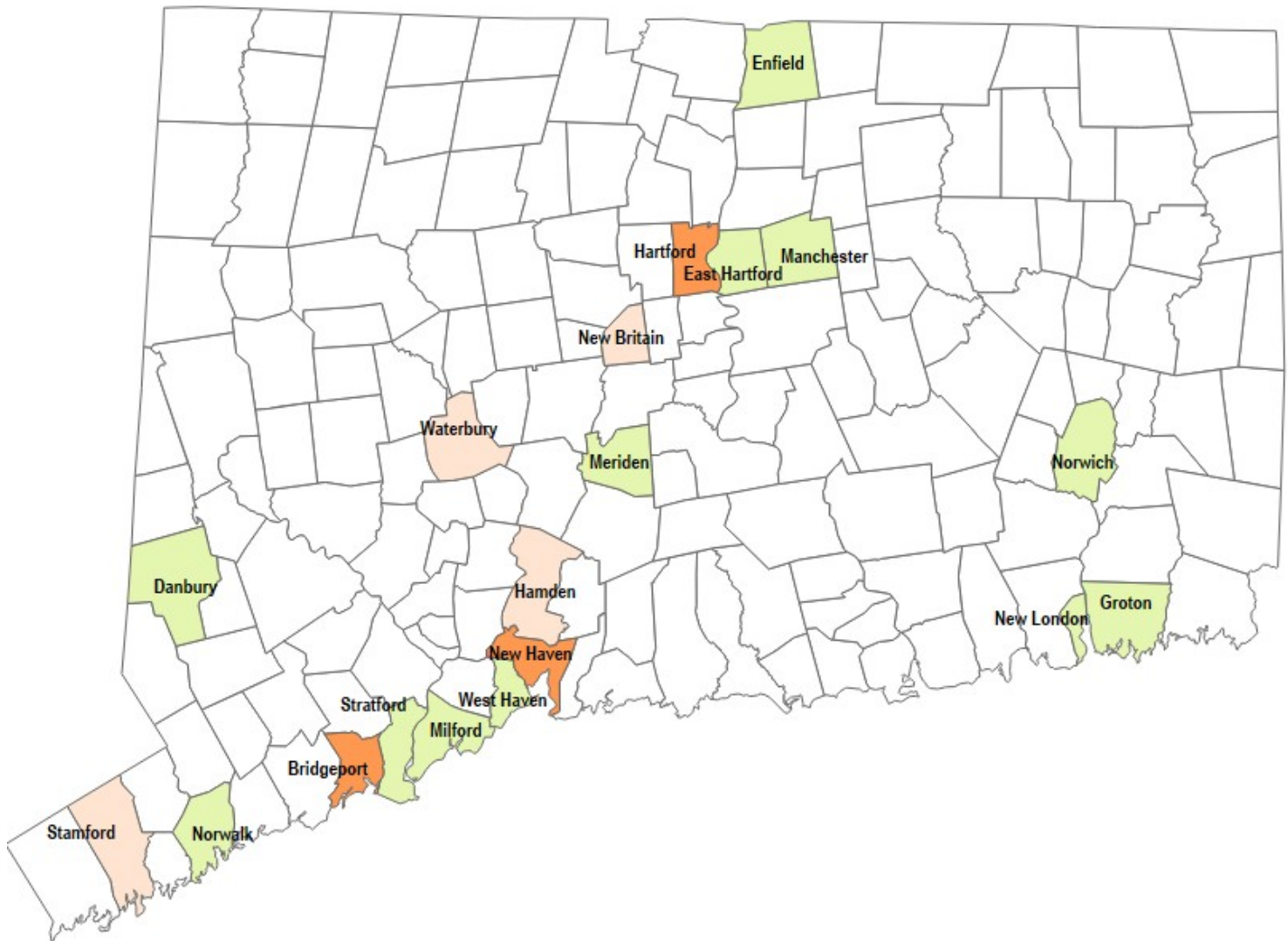
The Waterbury Judicial District (JD) serves approximately 225,000 residents in the city of Waterbury and seven surrounding towns. The Geographical Area court (GA 4) in Waterbury handled most criminal cases in the jurisdiction. About half of the JD's residents live in the city of Waterbury. Estimates report that 42% of residents in the JD belong to racial or ethnic minority groups. Of the JD's Black non-Hispanic residents, 86% live in the city of Waterbury. In addition, 83% of the JD's Hispanic residents live in the city of Waterbury. Most towns in the Waterbury JD are solidly middle class. The median family income of towns in the JD, excluding Waterbury, ranges from \$84,536 in Watertown to \$135,114 in Middlebury. Statewide, the average median income was \$108,890. In the city of Waterbury the average family income is estimated at \$51,451. (American Community Survey 2023)

#### Personnel (Waterbury JD)

Staff	JD	GA 4	Total
Prosecutors	7	4	11
Inspectors	5	0	5
Investigators	0	1	1
Support	3	2	5
<b>Total</b>	<b>15</b>	<b>7</b>	<b>22</b>

# Demographics

The map below groups Connecticut's cities and towns into four groups based on reported violent crime. The three cities (Hartford, New Haven and Bridgeport) account for 40% of total violent crime, the remaining groups each represent roughly 20% of reported violent crime.



## Key Metrics of Connecticut's Municipalities

City and Town Groups	Avg. Population Density	Avg. Police Density	% of Violent Crime	Land Area	% of Land Area	Population	% of Total Population
Tier 1 - (3 Cities) <span style="color: orange;">■</span>	7,175	20	39%	52	1%	403,731	11%
Tier 2 - (4 Cities) <span style="color: lightorange;">■</span>	3,805	8	22%	112	2%	385,177	11%
Tier 3 - (12 Cities and Towns) <span style="color: green;">■</span>	2,452	6	19%	282	6%	657,337	18%
Tier 4 - (150 Towns) <span style="color: white;">■</span>	380	1	20%	4,396	91%	2,159,699	60%

Sources: population - 2020 US Census, police per town - Office of Legislative Research. Density calculations are based on square miles

# Crime

Each year, the Federal Bureau of Investigation (FBI) releases its Uniform Crime Report (UCR) which details the number of major crimes that were reported by state and local jurisdictions in the previous calendar year. In the FBI data, violent crimes include murders, non-negligent manslaughters, robberies, aggravated assaults and sexual assaults. Property crimes include larcenies, burglaries and motor vehicle thefts.

## Crime and crime rates per 10,000 residents (2024) (Waterbury Judicial District)

Town	Violent Crimes	Violent crime rate	Property crimes	Property crime rate
Waterbury	374	32.5	3,378	293.8
Naugatuck	16	5.0	327	102.8
Middlebury	2	2.5	38	47.9
Wolcott	4	2.5	29	17.8
Woodbury	2	2.0	28	28.4
Southbury	3	1.5	103	51.2
Watertown	3	1.3	257	115.4
Prospect	1	1.1	10	10.5
<b>Grand Total</b>	<b>404</b>	<b>17.3</b>	<b>4,173</b>	<b>178.6</b>

Source: CT DESPP, NIBRS

The vast majority of violent crimes reported in the JD occurred in the city of Waterbury. In 2024, that figure reached 93% of all reported violent crimes and 81% of all reported property crimes.

## Crime and crime rates per 10,000 residents (2024) (All Judicial Districts)

JD	Violent crimes	Violent crime rate	Property crimes	Property crime rate	JD population
New Haven JD	1,146	24	10,514	220.4	476,982
Bridgeport JD	678	20.6	5,125	155.9	328,757
Waterbury JD	404	17.3	4,173	178.6	233,710
Hartford JD	872	14.8	10,530	178.2	590,790
New Britain JD	473	14.8	4,683	146.7	319,211
Danbury JD	271	13.3	1,598	78.7	203,091
New London JD	244	9	2,350	86.2	272,510
Ansonia-Milford JD	207	8.9	3,334	143.3	232,692
Windham JD	100	8.2	483	39.6	121,821
Stamford JD	314	8	4,456	113.5	392,667
Middlesex JD	76	4.5	1,519	90.9	167,059
Litchfield JD	54	3.7	758	52.3	145,035
Tolland JD	51	3.3	688	44.4	154,849
<b>Statewide</b>	<b>4,890</b>	<b>13.4</b>	<b>50,211</b>	<b>138</b>	<b>3,639,174</b>

Source: CT DESPP, NIBRS

Compared to other JDs, Waterbury ranked fifth in the state for the number of reported violent crimes and sixth in the state for the number of reported property crimes.



# Arrests

The Waterbury Police Department (Waterbury PD) is the most active law enforcement agency in the JD. Each year, the Waterbury PD sees the most reported crime and makes the most arrests in the JD. In 2024, the Waterbury PD made 71% of the JD's arrests.

## Arrests (All Judicial Districts)

District	2022	2023	2024	3 Year Total
Hartford	18,913	18,803	18,521	56,225
New Haven	13,333	13,573	12,789	39,687
New Britain	9,174	8,727	8,758	26,652
New London	8,146	8,030	7,956	24,131
Bridgeport	7,617	7,024	7,204	21,835
Waterbury	6,357	6,121	6,603	19,080
Stamford	5,845	6,648	6,077	18,566
Ansonia-Milford	5,862	6,050	5,945	17,854
Middlesex	3,301	2,835	2,929	9,060
Danbury	2,698	2,874	3,362	8,934
Litchfield	3,016	2,838	2,799	8,651
Windham	2,771	2,578	2,664	8,013
Tolland	2,426	2,214	2,276	6,914
<b>Total</b>	<b>89,459</b>	<b>88,315</b>	<b>87,883</b>	<b>265,602</b>

Arrests here are incident based. Arrests in this table led to the creation of new docket number(s). New case information is presented on subsequent pages.

## Additional Arrest Types (Waterbury Judicial District)

Year	FTA	VOP
2021	1,072	106
2022	1,093	328
2023	1,146	519
2024	879	647
<b>Total</b>	<b>4,190</b>	<b>1,600</b>

FTA- Failure to Appear

VOP- Violation of Probation

## Custodial Arrests (Waterbury Judicial District)

Year	Custodial	Summons
2022	4,720	1,646
2023	4,814	1,306
2024	5,286	1,322
<b>Total</b>	<b>14,820</b>	<b>4,274</b>

## Major Arresting Agencies (Waterbury Judicial District)

Police Dept	2022	2023	2024	3 Year Total
Waterbury PD	3902	4003	4702	12,607
Naugatuck PD	843	667	616	2,126
State Police Troop A	565	480	334	1,379
Watertown PD	265	329	295	889
Wolcott PD	260	158	170	588
Southbury PD	149	173	160	482
State Police Troop L	134	95	129	358
State Police Troop I	73	62	51	186
Middlebury PD	49	55	45	149
Woodbury PD	42	26	31	99
Prospect PD	28	16	24	68
All other agencies	47	59	50	156
<b>Grand Total</b>	<b>6,357</b>	<b>6,123</b>	<b>6,607</b>	<b>19,087</b>

## Warrant based arrests (Waterbury JD)

Year	Onsite	Warrant	%Warrant
2022	4,922	1,409	22%
2023	4,389	1,712	28%
2024	4,893	1,700	26%

## Arraignments in 2024

Judicial District	Next-Day Arraignment
Hartford	6,945
New Haven	5,448
Waterbury	3,101
New London	2,917
Bridgeport	2,886
New Britain	2,859
Ansonia Milford	1,874
Stamford	1,662
Windham	1,081
Middlesex	1,078
Danbury	855
Litchfield	713
Tolland	675
<b>Total</b>	<b>32,094</b>

Source: CSSD CT Judicial Branch

# Warrant Review

In addition to handling cases, prosecutors review warrant applications for police agencies in the JDs. Waterbury Police Department (Waterbury PD), once again, is the leader in warrant applications submitted to prosecutors in the JD.

## **Warrant Applications Reviewed, Warrant Type (Waterbury Judicial District)**

<b>Type</b>	<b>2021</b>	<b>2022</b>	<b>2023</b>	<b>2024</b>	<b>Total</b>
Arrest	1,716	2,064	2,596	2,463	<b>8,839</b>
Search	459	592	490	507	<b>2,048</b>
Firearms Safety		41	204	83	<b>328</b>
<b>Annual Total</b>	<b>2,175</b>	<b>2,697</b>	<b>3,290</b>	<b>3,053</b>	<b>11,215</b>

## **Warrant Applications Reviewed by submitting agency (Waterbury Judicial District)**

<b>Law Enforcement Agency</b>	<b>2021</b>	<b>2022</b>	<b>2023</b>	<b>2024</b>	<b>4 Year Total</b>
Waterbury PD	911	1,148	1,459	1,431	4,949
Adult Probation	484	636	743	706	2,569
Naugatuck PD	325	378	335	285	1,323
State Police	170	197	234	212	813
Watertown PD	97	158	236	216	707
Wolcott PD	118	108	149	104	479
Southbury PD / Res Tpr	21	35	64	49	169
Middlebury PD	16	19	32	15	82
Prospect PD / Res Tpr	5		4	8	17
<b>Annual Total</b>	<b>2,147</b>	<b>2,679</b>	<b>3,256</b>	<b>3,026</b>	<b>11,108</b>

# Case Movement

The majority of cases disposed in Connecticut courts each year are handled in 17 Geographic Area (GA) courts. GA courts typically handle less serious felonies as well as all misdemeanor cases and other low level offenses. The Waterbury JD had about 1,900 motor vehicle and 5,100 criminal cases in 2024. More serious felony cases are generally transferred to the Part A court at the JD.

## Cases Added (2024) (All Judicial Districts)

District	Criminal	Motor Vehicle	Crim & MV
Hartford	14,246	5,288	19,534
New Haven	9,837	3,602	13,439
New Britain	5,815	3,495	9,310
New London	5,418	2,935	8,353
Bridgeport	5,633	1,965	7,598
Waterbury	5,099	1,872	6,971
Stamford	3,738	2,556	6,294
Ansonia-Milford	3,886	2,379	6,265
Danbury	2,260	1,293	3,553
Middlesex	2,065	1,075	3,140
Litchfield	1,658	1,271	2,929
Windham	2,014	844	2,858
Tolland	1,431	1,080	2,508
<b>Total</b>	<b>63,100</b>	<b>29,655</b>	<b>92,752</b>

*Cases added include all docketed arrests with a "CR" or "MV" designator, requiring a summons or UAR.*

## Infractions Added (2024) (All Judicial Districts)

District	Infractions
New Britain	14,692
New Haven	10,099
Tolland	9,529
Stamford	5,975
New London	5,645
Bridgeport	5,091
Waterbury	4,020
Ansonia-Milford	3,811
Danbury	3,688
Litchfield	3,005
Middlesex	2,795
Windham	1,083
Hartford	245
<b>Total</b>	<b>69,678</b>

Criminal and motor vehicle matters are not the only cases handled in the criminal court system. Infractions (which are usually disposed of with payment of a fine) transfer to GA courts if they are not resolved by prosecutors working at the Judicial Branch's Centralized Infraction Bureau. Regional infraction hubs handle the largest share of these cases.

## Part A Case Flows (Waterbury Judicial District)

Year	Pending on Jan 1st	Added	Plea	Trials	Total Disposed	Pending at end of period	%Δ
2022	567	276	252	2	254	559	-1%
2023	559	226	248	6	254	511	-9%
2024	511	190	313	12	325	370	-28%

In recent years, the Part A court in the Waterbury JD typically disposed between 250 and 325 cases. The number of pending cases has decreased over the last three years. The number of trials to verdict has increased steadily since the COVID-19 pandemic years.

## Part B Case Flows (GA4 Waterbury)

Year	Pending on Jan 1st	Added	Plea	Trials	Total Disposed	Pending at end of period	%Δ
2022	7,679	6,368	7,659	2	7,661	5,964	-22%
2023	5,964	6,269	6,710	2	6,712	5,411	-9%
2024	5,411	6,921	6,726	6	6,732	5,450	1%

# Case Movement

## Cases Added

### Top Ten Case Types

#### Waterbury Judicial District Part A (2024)

Case Type	Cases Added
ASSAULT 1	37
ROBBERY 1	26
SEX ASSAULT 1	24
MURDER	20
IL SEXUAL CNTCT	13
HOME INVASION	9
BURGLARY 1	8
STEAL FIREARM	5
EVADING-DEATH	5
RISK OF INJURY	4

### Top Ten Case Types

#### All Districts Part A (2024)

Case Type	Cases Added
ASSAULT 1	300
ROBBERY 1	257
SEX ASSAULT 1	208
MURDER	97
HOME INVASION	78
IL SEXUAL CNTCT	74
SEX ASSAULT 2	59
LARCENY 1	56
RISK OF INJURY	55
CHILD PORN 1ST	45

Part A courts handle more serious offenses. The most frequently added cases to Part A courts (all Judicial Districts and the Waterbury JD specifically) are shown to the left. Cases with multiple charges were categorized by the most serious charge, ranked from A felony to D misdemeanor.

### Top Ten Case Types

#### Waterbury Judicial District GA4 Waterbury (2024)

Case Type	Cases Added
ASSAULT 3	662
VIO PROTECT ORD	483
BRCH OF PEACE 2	475
FLR TO APPEAR 2	462
UND SUSPENSION	454
RISK OF INJURY	450
INTRFERE/RESIST	435
OP UN INFLUENCE	373
LARCENY 6	259
CRIM TRESPASS 1	250

### Top Ten Case Types

#### All Districts Part B (2024)

Case Type	Cases Added
UND SUSPENSION	7,415
ASSAULT 3	7,063
OP UN INFLUENCE	6,865
FLR TO APPEAR 2	5,755
VIO PROTECT ORD	5,343
DISORDERLY CNDT	4,387
INTRFERE/RESIST	4,307
RISK OF INJURY	3,668
BRCH OF PEACE 2	3,580
EVAD RESP	3,578



# Case Movement

## Criminal Possession of a Firearm

Cases analyzed on this page all include (at least) a charge of 53a-217 or 53a-217c. Other charges may be present on the file. Conviction rates are based on a case level disposition whereby, should one charge levied against the defendant result in a conviction, the case is deemed to be a conviction. The charge of criminal possession of a firearm may or may not be the charge resulting in the conviction on a particular case.

**Cases Added with a Charge of Criminal Possession of a Firearm**

Office	2021	2022	2023	2024
GA23 New Haven*	113	124	145	153
GA14 Hartford*	132	150	128	112
GA02 Bridgeport*	58	58	48	79
GA04 Waterbury*	41	50	66	59
GA15 New Britain	38	37	60	60
GA12 Manchester	17	17	25	16
GA22 Milford	19	19	15	22
GA10 New London	9	17	21	26
GA11 Windham	11	14	18	23
GA01 Stamford	15	9	28	8
GA21 Norwich	8	8	16	27
Bridgeport Part A	19	15	10	8
GA09 Middletown	9	9	13	20
GA05 Derby	11	6	12	19
Waterbury Part A	11	18	3	3
GA18 Torrington	4	11	10	8
GA07 Meriden	9	6	6	9
GA19 Rockville	8	12	2	7
New London Part A	4	6	6	8
GA03 Danbury		8	3	13
New Haven Part A		4	3	4
Danbury Part A	6	2	2	
Hartford Part A	5	2	3	
Ansonia/Milford Part A	4	4	1	
New Britain Part A	3	4	2	1
Litchfield Part A	4	2		2
Stamford Part A	1	2	4	1
Tolland Part A	1		3	2
Middlesex Part A		1	3	
Windham Part A				2
<b>Statewide</b>	<b>560</b>	<b>616</b>	<b>656</b>	<b>692</b>

\* Court locations with a firearm-related crime docket pursuant to CGS 51-181f

**Pending Cases January 1st, Cases with a Charge of Criminal Possession of a Firearm**

Office	2022	2023	2024	2025
GA23 New Haven	430	447	435	282
GA14 Hartford	491	509	473	275
GA02 Bridgeport	240	230	246	164
GA04 Waterbury	188	220	229	137
GA15 New Britain	117	138	160	121
New Haven Part A	117	139	137	105
Waterbury Part A	167	153	145	95
GA01 Stamford	64	81	92	80
GA12 Manchester	72	75	74	56
Hartford Part A	110	99	78	55
Bridgeport Part A	154	149	110	47
GA22 Milford	56	51	59	46
GA10 New London	38	38	46	42
GA05 Derby	34	38	50	42
GA21 Norwich	27	40	50	38
GA11 Windham	35	36	44	38
GA09 Middletown	39	36	50	38
New London Part A	42	46	49	29
New Britain Part A	43	49	38	25
Stamford Part A	27	30	31	24
GA03 Danbury	10	9	18	20
Ansonia/Milford Part A	40	35	24	19
GA07 Meriden	27	18	16	14
GA18 Torrington	26	32	25	13
Middlesex Part A	15	22	22	12
GA19 Rockville	28	26	18	8
Windham Part A	4	4	7	6
Litchfield Part A	19	17	16	6
Danbury Part A	22	18	15	6
Tolland Part A	5	5	9	5
<b>Total</b>	<b>2,689</b>	<b>2,792</b>	<b>2,767</b>	<b>1,850</b>

**Conviction Rate, Cases with a Charge of Criminal Possession of a Firearm**

Office	2021	2022	2023	2024
GA04 Waterbury	79%	71%	82%	80%
Waterbury Part A	83%	84%	86%	80%
<b>Statewide</b>	<b>77%</b>	<b>78%</b>	<b>80%</b>	<b>85%</b>



# Case Movement

## Pending Cases Trends

Overall, pending case counts have declined over the past five years. The tables below show the January 1st figures for criminal and motor vehicle cases pending in each court around the state. These figures, typically, do not include infractions. The number of pending cases in Part B courts increased for the first time in five years in 2025.

### Part A Pending Cases (All Judicial Districts)

Court	2021	2022	2023	2024	2025
Stamford Part A	277	388	424	491	518
Hartford Part A	389	505	541	459	458
New Haven Part A	260	300	376	371	430
Waterbury Part A	486	567	559	511	370
Bridgeport Part A	474	725	712	546	324
New Britain Part A	306	389	388	351	295
Ansonia/Milford Part A	236	373	414	325	290
Windham Part A	137	145	139	169	191
Litchfield Part A	363	335	247	203	185
Danbury Part A	583	540	329	227	179
New London Part A	267	262	235	213	177
Tolland Part A	150	164	126	115	156
Middlesex Part A	106	127	122	120	131
<b>Total</b>	<b>4,034</b>	<b>4,820</b>	<b>4,612</b>	<b>4,101</b>	<b>3,704</b>

Pending cases in the Waterbury Part A court peaked in 2023 and have declined every since then. Please exercise caution when comparing Part A courts, as the rules and mechanisms for elevation of matters from Part B varies among locations and over time within jurisdictions.

### Part B Pending Cases (All Judicial Districts)

Court	2021	2022	2023	2024	2025
GA14 Hartford	19,878	17,440	15,686	10,822	11,570
GA01 Stamford	8,249	7,832	8,074	9,210	9,450
GA02 Bridgeport	8,121	8,792	8,617	7,962	7,674
GA15 New Britain	8,058	7,722	7,755	7,033	8,028
GA23 New Haven	9,850	7,700	5,608	5,203	5,655
GA04 Waterbury	8,151	7,679	5,964	5,411	5,450
GA10 New London	6,446	6,378	5,856	4,452	4,300
GA12 Manchester	7,429	5,198	4,184	3,908	4,449
GA07 Meriden	5,503	4,624	3,603	3,428	3,418
GA21 Norwich	3,797	3,338	3,179	2,931	3,422
GA05 Derby	4,194	3,899	3,040	2,601	2,607
GA11 Windham	2,937	3,307	2,768	2,779	3,095
GA09 Middletown	3,258	2,876	2,737	2,562	2,743
GA03 Danbury	3,171	3,096	2,417	2,261	2,891
GA19 Rockville	3,363	2,661	2,355	2,129	2,315
GA18 Torrington	2,831	2,846	2,307	2,098	2,269
GA22 Milford	2,309	1,965	1,856	1,898	2,038
<b>Grand Total</b>	<b>107,545</b>	<b>97,353</b>	<b>86,006</b>	<b>76,688</b>	<b>81,374</b>

Currently, GA 4 in Waterbury sits sixth among all Part B courts in terms of pending cases.

*Stamford data includes the operations of GA 20 (Norwalk) which closed during the period of time analyzed in this report.*

*GA 14 in Hartford includes consolidated operations with GA 13 (Enfield) and the Hartford Community Court.*

# Case Movement

## Pending Cases Trends

As the number of pending cases have declined in the Waterbury Part A court, the mixture of offenses on the docket has changed. The tables below depict the changing landscape of the top ten cases over the past three years. As the number of pending cases in Part A has declined, one effect has been to concentrate the most serious offenses in the Part A.

### Top Ten Part A Pending Cases

#### Waterbury Judicial District (January 1st - 2023, 2024, 2025)

Case Type	2023	%	Case Type	2024	%	Case Type	2025	%
ASSAULT 1	102	19%	ASSAULT 1	96	19%	ASSAULT 1	69	19%
MURDER	75	14%	MURDER	72	14%	MURDER	63	18%
SEX ASSAULT 1	43	8%	SEX ASSAULT 1	40	8%	SEX ASSAULT 1	42	12%
ROBBERY 1	33	6%	ROBBERY 1	39	8%	ROBBERY 1	26	7%
CR POSSESS GUN	30	5%	IL SEXUAL CNTCT	24	5%	IL SEXUAL CNTCT	19	5%
SALE NARCOTICS	27	5%	CR POSSESS GUN	20	4%	CR POSSESS GUN	10	3%
HOME INVASION	23	4%	HOME INVASION	20	4%	SALE NARCOTICS	10	3%
IL SEXUAL CNTCT	21	4%	EVAD RESP	16	3%	BURGLARY 1	9	3%
EVAD RESP	18	3%	IL TRANSFER GUN	16	3%	RISK OF INJURY	9	3%
RISK OF INJURY	15	3%	SALE NARCOTICS	16	3%	HOME INVASION	8	2%

### Top Ten Part B Pending Cases

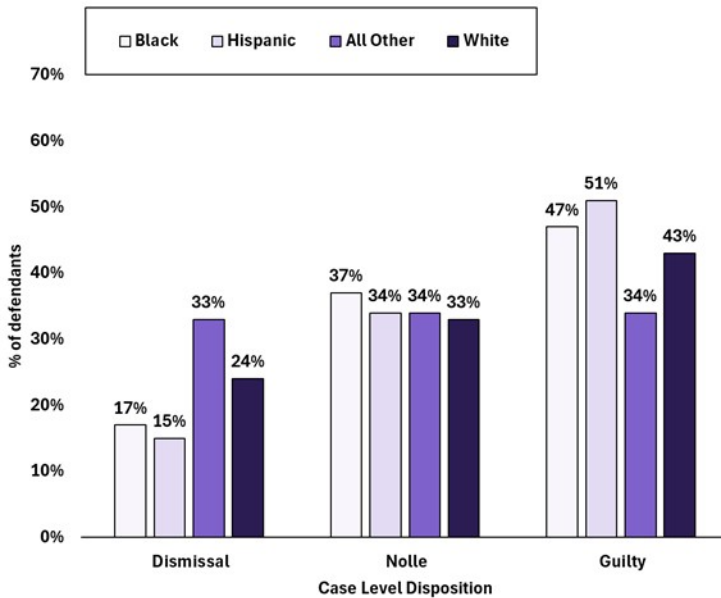
#### GA4 Waterbury (January 1st - 2023, 2024, 2025)

Case Type	2023	%	Case Type	2024	%	Case Type	2025	%
ASSAULT 3	496	9%	ASSAULT 3	514	10%	ASSAULT 3	518	10%
RISK OF INJURY	405	7%	RISK OF INJURY	359	7%	RISK OF INJURY	417	8%
OP UN INFLUENCE	392	7%	FLR TO APPEAR 2	313	6%	OP UN INFLUENCE	349	7%
VIO PROTECT ORD	348	6%	VIO PROTECT ORD	298	6%	VIO PROTECT ORD	301	6%
FLR TO APPEAR 2	345	6%	BRCH OF PEACE 2	280	5%	BRCH OF PEACE 2	299	6%
BRCH OF PEACE 2	280	5%	OP UN INFLUENCE	280	5%	EVAD RESP	242	5%
EVAD RESP	211	4%	INTRFERE/RESIST	196	4%	INTRFERE/RESIST	236	5%
SALE NARCOTICS	205	4%	EVAD RESP	195	4%	FLR TO APPEAR 2	196	4%
INTRFERE/RESIST	204	4%	SALE NARCOTICS	162	3%	UND SUSPENSION	190	4%
UND SUSPENSION	196	3%	DISORDERLY CNDT	132	3%	SALE NARCOTICS	145	3%

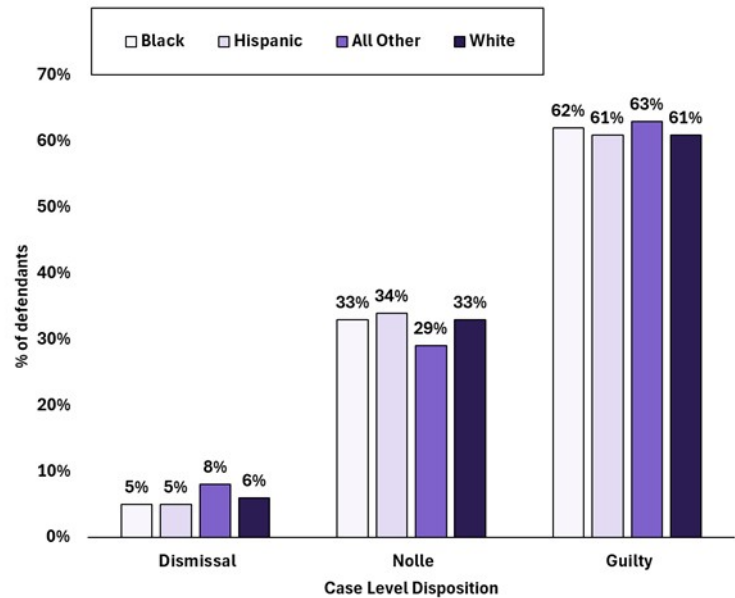
# Case Movement

## Case Outcomes

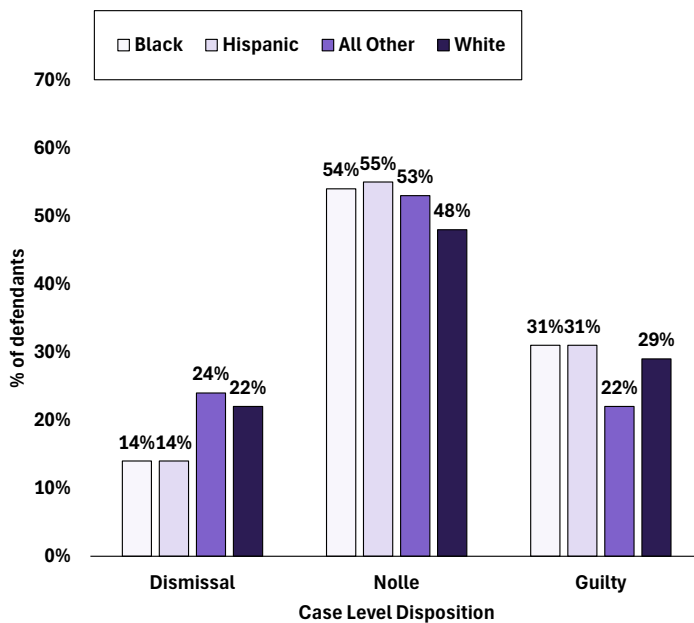
Waterbury Judicial District - All Defendants (2023)



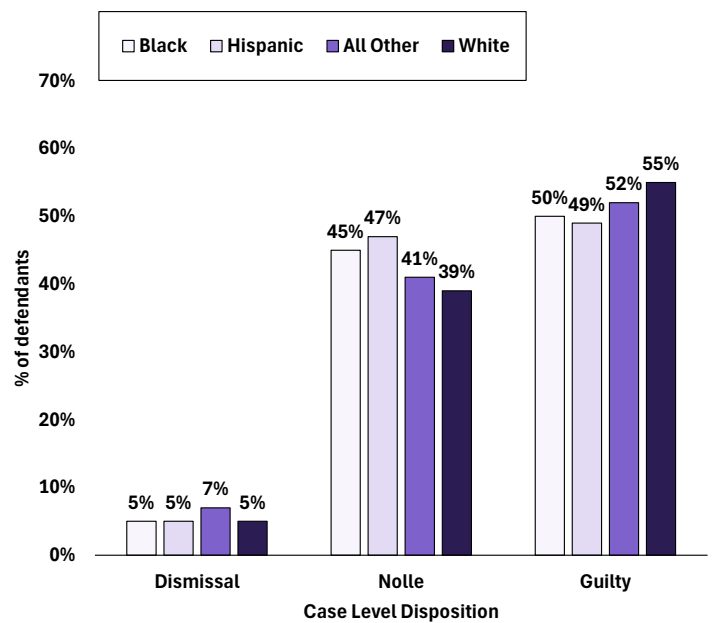
Waterbury Judicial District - Felony Criminal History (2023)



All Judicial Districts - All Defendants (2023)



All Judicial Districts - Felony Criminal History (2023)



# Trials

The figures shown below represent cases that reach a verdict across the state. For purposes of this data analysis, it is important to note that some cases are submitted to the jury but do not result in a unanimous verdict. Such cases, despite the workload involved, do not get counted in the trial data submitted by the Judicial Branch to the Division. Some cases move through the trial process only to resolve by plea agreement prior to jury deliberations. When cases resolve via plea agreement in this way they are not counted as a trial even though the prosecutor has picked a jury and presented evidence.

## Part A Trials to Verdict (All Judicial Districts)

District	2021	2022	2023	2024	Total
Hartford	3	7	22	22	54
Bridgeport	4	6	16	20	44
New Haven	3	8	13	11	35
Waterbury		3	6	8	17
New Britain		5	4	8	17
Danbury	1	3	10	3	17
Stamford		6	2	6	13
Litchfield	1	2	2	4	8
New London	1	3		4	8
Ansonia-Milford			1	5	6
Middlesex		2	1	2	5
Tolland		2			2
Windham	1	1		1	3
<b>Total</b>	<b>14</b>	<b>48</b>	<b>77</b>	<b>94</b>	<b>229</b>

## Part B Trials to Verdict (All Judicial Districts)

Court	2021	2022	2023	2024	Total
GA01 Stamford	1	3	4	12	20
GA19 Rockville	2	3	8	6	19
GA14 Hartford		4	7	5	16
GA21 Norwich		4	5	6	15
GA10 New London		4	7	2	13
GA04 Waterbury	3	2	2	6	13
GA02 Bridgeport		5	2	5	12
GA15 New Britain		2	6	3	11
GA07 Meriden	1	1	3	3	8
GA22 Milford			2	4	6
GA03 Danbury	1	1	2	2	6
GA23 New Haven			1	4	5
GA18 Torrington		1		4	5
GA11 Windham			1	1	2
GA09 Middletown				2	2
GA12 Manchester		1			1
GA05 Derby		1			1
<b>Total</b>	<b>8</b>	<b>32</b>	<b>50</b>	<b>65</b>	<b>155</b>

## Pending Cases on Part A Trial List, Jan 1st

District	2021	2022	2023	2024	2025
Bridgeport	259	345	329	249	144
Waterbury	236	270	254	192	123
Hartford	189	238	233	178	100
Stamford	131	175	188	200	171
New Britain	126	162	157	117	71
Danbury	104	125	102	60	25
Ansonia-Milford	73	85	99	87	53
New Haven	70	84	79	67	43
New London	72	88	84	69	27
Litchfield	79	80	63	48	27
Windham	65	69	68	55	31
Tolland	41	48	30	19	15
Middlesex	25	35	36	25	17
<b>Total</b>	<b>1,470</b>	<b>1,804</b>	<b>1,722</b>	<b>1,366</b>	<b>847</b>

Court operations, particularly trials, were limited in 2021 and 2022 by the social distancing guidelines enacted in response to the COVID-19 pandemic. These precautions delayed trial preparations and therefore trial hearings well beyond the court closures which initially were lifted in the summer of 2020, but were reinstated periodically over the next year.



# Trials

## Violent Felony Cases

### Violent Felony Trials to Verdict (2024) (All Judicial Districts)

District	Murder	Assault	Robbery	Sexual Assault	All other	Total
Hartford	14	1		4	4	22
Bridgeport	9	2		5	4	20
New Haven	4			3	4	11
Waterbury	3			3	2	8
New Britain	1	3		4	2	8
Stamford	2			3	1	6
Ansonia Milford	2			1	2	5
Litchfield				2	2	4
New London	2	1	1			4
Danbury				2	1	3
Middlesex	1				1	2
Windham		1				1
Tolland						
<b>All Part A</b>	<b>38</b>	<b>8</b>	<b>1</b>	<b>27</b>	<b>23</b>	<b>94</b>

*Count of individual defendants: assault, robbery, and sexual assault are all in the first degree*

### Pending Violent Felonies (Waterbury Judicial District)

Year	Cases	% of all Pending Part A Cases
<b>2021</b>	190	39%
<b>2022</b>	211	37%
<b>2023</b>	208	37%
<b>2024</b>	204	40%
<b>2025</b>	193	52%

*Data as of January 1, each year.*

*Crimes include: murder, robbery 1st, sex assault 1st and assault 1st.*

As the size of the Part A docket has declined in the Waterbury JD, the proportion of the docket comprised of serious felony cases has risen, from 39% in 2021 to 52% in 2025.

The information presented in this Data Report is operational data compiled from several sources. Therefore, exact totals may not always agree due to counting rule differences. For example, arraignment figures do not include persons held on Violation of Probation or Failure to Appear charges. For more information on this Data Report, please contact the Division of Criminal Justice at (860) 258-5964.