

SECTION I: FIRE SERVICE TRAINING

ARSON

Arson Investigation

NFPA - 1/2" VHS

This film offers an insider's view of an arson investigation at work, and illustrates the fire department's varied roles in the community by focusing on this highly skilled career.



Program 8 - 30 minutes each part

The Arson Problem, Robert E. Carter

Part 1 - The Crime of Arson

Part 2 - Responsibility for Arson Investigation

Program 9 - 30 minutes each part

The Arson Problem, Robert E. Carter

Part 3 - Responsibility for Arson Investigation

Part 4 - International Arson Trends

Program 10 - 30 minutes each part

The Arson Problem, Robert E. Carter

Part 5 - Arson - Solutions to the Problem

Fighting Church Arson

Trident Productions - 1/2" VHS, 30 minutes

This program underlines the importance of prevention with dramatic scenes of burning churches. The video provides practical tips on security which could save your church building and offers advice on how to build stronger community relations.

Firefighter Responsibility in Arson Detection

NFPA 80 slides each unit/cassette/ instructor's manual

Unit 1 - Training package that explains and illustrates devices arsonists use to ignite, conceal and accelerate fire spread. Emphasizes importance of first-on-scene observations. Very elementary.

Unit 2 - Origin and Cause Determination Part A:

Gives a thorough outline of how to conduct interior and exterior examinations of a fire scene.

Unit 3 - Origin and Cause Determination Part B:

Focuses on discovering fuel and heat sources causing the fire, using a case study approach. Provides instruction on how to read "fire language" and how to establish a point of origin and probable cause.

Unit 4 - The Fire Scene Search: Details the correct procedures for recognizing, documenting, handling and storing evidence from a fire scene. Offers helpful direction on photographing and diagramming the location of evidence.

Unit 5 - Electricity for Fire Investigation: The first of three programs focusing on electrical fires and

arson investigation. Examines the causes of electrical fire and how arsonists bypass protective devices to start fires.

Unit 6 - Electrical Fires: Common Causes: Follows up Unit 5 with an examination of the variety of ways arsonists use electrical systems to start fires ... and guides the fire investigator in identifying and interpreting electrical evidence. An instructive guide for fire and arson investigators and firefighters.

Unit 7 - Evaluating Electricity as a Fire Cause: This case study examines the role of the arson investigator in evaluating electrical systems in fire cause determination. Techniques and information covered in Arson Units 5 and 6 are applied to the case.

Unit 8 - Language of Fire: A unique presentation that teaches investigators how to read "Fire Language". Examines factors which influence a fire's development and spread. Covers burn patterns, color of flame and smoke, and more. Useful technical knowledge for fire investigators for interviewing firefighters and examining the fire scene.

Unit 9 - Vehicle Fire Investigation is the ninth in the NFPA's projected eleven part arson investigation training series. Designed to teach firefighters techniques of recognizing and gathering evidence at incendiary vehicle fires, the production was shot on location at actual vehicle arson fires in cooperation with the Boston Fire Department.

Unit 10 - Investigative Techniques: The final two units of the Arson Investigation Series feature a case study of a commercial fire to demonstrate methods for bringing an arson case to a successful conclusion. It fully describes techniques the fire investigator uses in building a case that can lead to the prosecution of the arsonist.

Unit 11 - The Arson Trail: A continuation of the case study featured in unit 10, this program outlines the final steps that must be taken to make an arson case stand up in court. Investigators meet with the prosecutor, write a final report, and appear at the trial as expert witnesses.

Guide to Investigating Motor Vehicle Fires, A

USFA - 1/2" VHS, 43 minutes/guide book

The United States Fire Administration, in conjunction with Southwest Research Institute; San Antonio, Texas, conducted burns on new vehicles and documented the results. This video tape and guide book were produced as a result of those tests. The major topics addressed include: reasons for investigation; overall investigation steps; types of evidence; protection of evidence; defining the point of origin, heat source, reason for the fire, and category of the fire; what to look for at the fire scene; when to suspect accelerant usage; identifying contributing factors; procedures for exterior and interior vehicle examinations.

FIRE SERVICE TRAINING



BRADY OVERHEAD TRANSPARENCY PROGRAMS



Unit 1 Rope

Unit 2 Forcible Entry

Unit 3 Portable Fire Extinguishers

Unit 4 Fire Stream Practices

- Section 1 Introduction to Fire Streams
- Section 2 Producing or Developing Fire Streams
- Section 3 Selection and Application of Fire Streams
- Section 4 Related Information

Unit 5 Automatic Fire Protection Systems and Devices

- Section 1 Automatic Sprinkler Systems
- Section 2 Types and Components of Sprinkler Systems
- Section 3 Installation of Automatic Sprinklers

Unit 6 Hose Layout Practices

Unit 7 Hose Fittings and Appliances

- Section 1 Hose Fittings and Applications
- Section 2 Hose Stream Appliances and Devices

Unit 8 Fire Pumps

- Section 1 Fire Pumps
- Section 2 Simplified Fireground Pump Operations

Unit 9 Electrical Hazards and Fire

Unit 10 Manual and Mechanical Lifting

Unit 11 Portable Mechanical Resuscitators

Unit 12 Transportation Fires

- Section 1 Automobile Fires
- Section 2 Gasoline Tank Truck Fires
- Section 3 Aircrash Firefighting and Rescue

Unit 13 Ventilation Practices

- Section 1 Theory and Practice
- Section 2 Mechanical Ventilation

Unit 14 Standpipe Systems and Operations

Unit 15 Aerial Ladder Operations

- Section 1 Aerial Ladder Components and Operating Methods
- Section 2 Operating Ranges, Spotting, Stabilizing, Raising and Tactical Applications
- Section 3 Water Tower Operations
- Section 4 Ventilation Procedures
- Section 5 Search and Rescue
- Section 6 Special Operational Applications and Conditions

Unit 16 Articulated Platforms

- Section 1 Components and Operating Methods
- Section 2 Mobilizing, Stabilizing and Tactical Application
- Section 3 Ventilation
- Section 4 Water Tower Operations

Unit 18 Hydrants

- Section 1 Fire Service Hydrants
- Section 2 Hydrant to Pumper Connections

Unit 20 Fireground Search and Rescue

Unit 21 Overhauling Operations

Unit 22 Fire Detection Devices

Unit 24 Firefighting Safety

- Section 1 Elevators

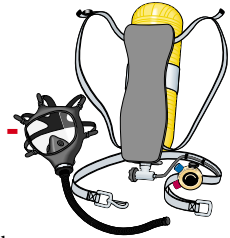
Unit 25 Firefighting Tools

- Section 1 The Axe
- Section 2 Hose Tools
- Section 3 Pry Tools
- Section 4 Pike Pole Tools

BREATHING APPARATUS

Breathing Apparatus - Why?

Color, 20 minutes, 1/2" VHS
Produced by Courter-Meide Films,
this hard-hitting motivational film includes safety and
emergency procedures, pressure demand equipment,
buddy breathing, vital training procedures,
communications and smoke house drills.



Emergency Escape Breathing Device Scram

Scott Series - 24 35mm slides/cassette
Shows a new concept in escape devices. Geared
towards the use by an industrial worker who may be
forced to flee a hazardous environment.

Inspect, Test, Maintain MSA Breathing Apparatus

80 Color 35 mm slides/cassette
Illustrates categories of care and maintenance,
cleaning, storing, inspection and testing procedures,
recharging tanks and troubleshooting hints for the
MSA Breathing Apparatus.

Inspect, Test, Maintain Scott Breathing Apparatus

80 Color 35mm slides/cassette
Illustrates categories of care and maintenance,
cleaning, storing, inspection and testing procedures,
recharging tanks and troubleshooting hints for the
Scott Breathing Apparatus.

Inspect, Test, Maintain Survivair Breathing Apparatus

80 Color 35mm slides/cassette
Illustrates categories of care and maintenance, cleaning, storing, inspection and testing procedures, recharging tanks and troubleshooting hints for the Survivair Breathing Apparatus.

Introduction to Respiratory Protection

Scott Series - 8 35mm slides/cassette/guidebook
This program will introduce a firefighter to a Scott Self-Contained Breathing Apparatus. Basic operation of the unit as well as the importance of it's need are stressed. A sound program for answering the question: Breathing Apparatus - Why?

New Breath of Life

Scott Series - 80 35mm slides/cassette/guidebook
This Scott 4.5 presentation will answer any questions pertaining to the 6 components and features. It describes in detail the operation and use of this concept in respiratory protection.

Protective Breathing Apparatus

IFSTA - 1/2" VHS, 30 minutes
Live footage shows the use, features, limitations, and proper maintenance of protective breathing apparatus. Firefighter I level.

Scott Air-Pak II A Family: Operation & Maintenance

Scott Series - 80 35mm slides/cassette guidebook
An excellent program dealing with the operation of the unit itself. Proper care and station maintenance are demonstrated. It describes components of the self-contained breathing apparatus, including tank, demand regulator, mask and harness. Also operation, adjusting, testing, donning and safety precautions. Interspersed with questions and answers to reinforce the learning process.

Self-Contained Breathing Apparatus

C.V. Mosby Co. - 1/2" VHS, 30 minutes
Demonstrates the typical SCBA system. It also teaches the dangers that exist in atmospheres surrounding a fire. It provides training needed to ensure firefighter safety.

Self-Contained Breathing Apparatus Scott

80 Color 35mm slides, 20 minutes
Provides knowledge required for the safe and efficient use of the Scott self-contained breathing apparatus. Also gives the opportunity and guidance for the practice of the approved donning procedure.

Using and Maintaining SCBA's

IFSTA - 1/2" VHS, 30 minutes
An in-depth demonstration showing the operation and maintenance of open circuit and closed circuit breathing apparatus systems. Also covers emergency procedures, air conservation, and buddy breathing. Firefighter II & III level.

Utilize Self-Contained Breathing Apparatus Survivair

80 Color 35mm slides, 20 minutes w/cassette
Illustrates categories of care and maintenance, cleaning, storing, inspection, and testing procedures, recharging tanks and troubleshooting hints, of survival S.C.B.A. units.

ELECTRICAL

Firefighters and Electricity

1/2" VHS, 20 minutes
This program teaches firefighters how to cope with the inherent dangers associated with electricity at the scene of an emergency. Specific subjects covered include: placement of and operating equipment around power lines; water usage on live electrical equipment; handling accident victims in vehicles involving down wires; substation and transformer fires, as well as the dangers associated with pulling meters.



FIRE ALARMS

Fire Alarm and Communications

IFSTA - 1/2" VHS, 25 minutes
Dramatically traces information flow from the reporting of a fire through fire response. Shows the correct use of radio procedures, fire signals, multiple alarms, and other equipment. Firefighter II level.



FIREFIGHTER I & II CURRICULUM

Fourth Edition Essentials of Firefighting Curriculum Package

This new IFSTA Essentials fourth edition curriculum package meets NFPA 1001, 1997, which is written in the new JPR (Job performance Requirements) format. The materials are divided into two separate curriculums, one for firefighter I and one for firefighter II. The curriculums are referenced to both Essentials of Firefighting and NFPA 1001, 1997.

The package includes:

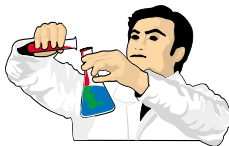
- Tabbed file dividers printed with lesson names and numbers
- 1 loose-leaf, three-hole-punched copy of Instructor Essentials
- 1 Implementation guide
- 1 22-lesson FFI Instructor's Guide
- 1 22-lesson FFII Instructor's Guide
- 1 set of FFI transparencies
- 1 set of FFII transparencies
- 1 21-workbook set of FFI student applications
- 1 workbook containing applications for all 12 FFII lessons
- grading template

FIRE SCIENCE

The Anatomy and Behavior of Fire

IFSTA - 1/2" VHS, 25 minutes.

Shows vividly how the sides of the fire tetrahedron are linked to the phases of burning, fire spread, flashover, backdraft, and the classes of fire. Firefighter II level.



Fire: Concepts and Behavior

NFPA - 1/2" VHS, 20 minutes

This video provides an introduction to fire chemistry and behavior, complete with laboratory demonstrations and explanatory graphics. It shows the relationship between fuel, heat, and oxygen in the "fire equation", oxidation, fire points, vaporization, and the phenomenon of flashover.

Fire Doesn't Lie

35 mm slides/cassette

Fire Doesn't Lie focuses on the major causes of wood heat accidents. It uses live, on-scene photos and vivid descriptions to explain "what the fire is telling us". It is absolutely essential knowledge for every firefighter.

Fire and the Energy Crises

NFPA - 104 35mm slides/cassette

Precautions to take with alternative energy saving devices.

Fire Theory

35 mm slides/cassette

This program consists of two units. Both establish a clear and thorough understanding of the principles and theory of combustion and the way these principals relate to practical fire extinguishment.

Firefighter and Plastics in a Changing Environment, The

114 35mm color slides 1-1/2 hours.

This program was produced by the NFPA through a grant from the Society of the Plastics Industry, Inc. The program is divided into three sections. The first describes our changing environment in general. The second section discusses specific hazards which have emerged as a result of the growth of technology. The third section discusses precautions to be taken in firefighting operations. A course guide is included.

FIRE STREAMS

Fire Streams

1/2" VHS,

30 minutes

Filmed on

location to

show the use

of fire streams

in attacking and suppressing Class A and B fires.

Demonstrates the proper way to open and close

nozzles. Describes water hammer and how to cope

with it.

From Buckets to Blitz Attack


Task Force Tips - 1/2" VHS, 32 minutes

This tape chronicles the advancement of nozzels from the early days of firefighting to the automatic nozzles of today.

Selecting and Applying Fire Streams

IFSTA - 1/2" VHS, 30 minutes

Dramatically demonstrates the effects of proper fire stream application. Shows how to predict necessary fire flow, and how to assemble nozzles and appliances to produce different types of fire streams. Includes special nozzles and foam making appliances. Firefighter II level.



FIRE SUPPRESSION



Fire Attack: Fireground Tactics I

40 35mm slides

An invaluable training program of slides based on the classic firefighting manual Fire Attack I by Warren Y. Kimball. Explains the basics of systemic fire attack, including the initial attack, effective positions for pumpers, aerials, and other fire company components, and the use of manpower.

Fire Attack: Multifamily Dwellings

C.V. MOSBY CO. - 1/2" VHS, 30 minutes

Demonstrates a predetermined action plan for families in jeopardy. Includes preparation and response tips, arrival/set up considerations, rescue, confinement, extinguishment, and overhaul concerns.

Fire Attack: Single-Family Dwellings

C.V. MOSBY CO. - 1/2" VHS, 30 minutes

Addresses live fire training safety, common construction characteristics, interior fire attack methods, common residential fire situations, and personal safety on the fireground.

Fireground Operations

IFSTA - 1/2" VHS, 30 minutes

Demonstrates how to assume command of a fire or emergency from the first alarm through the return to quarters. Explains alarm assignments, and shows how to size up a situation, formulate a strategy, implement an attack, and preserve evidence of a fire's probable cause. Firefighter II level.

LP Gas Emergencies

Brady, Unit 26, Sections 2 and 3 - 70 35mm slides
Owing to the nation's wide increase in the use of Liquefied Petroleum Gas, every firefighter must be familiar with the characteristics of LPG and the various methods of handling LPG emergencies. Section 2 handles the hardware used in the storage and transportation of LPG. Section 3 presents different LPG emergency situations and how to manage them.

FIREFIGHTER SAFETY

Basic Firefighting Machine, The

NFPA Safety 6 - 35mm slides
Fire department health and fitness programs can lead to better performance on the fire ground. This presentation details the importance of injury prevention through conditioning, nutrition, medical care, and proper training.

Critical Incident Stress

1/2" VHS, 25 minutes

A program dedicated to a special group of people who have seen the need, accepted the challenge, and sometimes perform far beyond expectation. Topics include: stress factors, types of stress, symptoms, and prevention. This video was developed by the University of Maryland, Department of Emergency Services.

Fire: Countdown to Disaster

NFPA - 1/2" VHS, 16 minutes

Ideal as an opener for community fire safety sessions or for firefighter training. Live and animated sequences present the facts about fire, including a dramatic flashover demonstration. Emphasizes the lethal effects of the smoke that precedes the flames.

Fire Department Safety Program, The NFPA Safety 2

35mm slides

Encourage firefighters and officers to organize and take an active role in a safety program. Advises fire departments to appoint a safety officer to monitor performance and maintain records of incidents.

Fire Fighting Safety

Media Resources -1/2" VHS, 35 minutes

Part of the Firefighter one series, this tape identifies the safety hazards that may be encountered when responding to an alarm, working at the scene, returning to the station, and performing everyday duties at the station. The program emphasizes how a positive attitude towards safety can reduce the risks associated with firefighting.

Firefighter Survival

C.V. MOSBY - 1/2" VHS, 30 minutes

Examines safety precautions such as arrival and size up, safety inside and outside the collapse zone, emergency escape techniques, and scene organization when a firefighter is lost.



FIRE SERVICE TRAINING



Firefighting: It's a Risky Business

Fire Technology Ltd - 1/2" VHS

This three tape video series uses new footage of real incidents in examples and case studies. The first tape is What is Safety/Is this Safe? and it gives clear concise examples of the NFPA definitions of a hazard and risk (12 minutes). The second tape contains eleven case studies of fires ranging from a mobile home to multi-story commercial buildings, and it has two safety tips for reducing risk on the fire ground (25 minutes). Tape three expands on the discussion of reasonable risk and then focuses on EMS/Rescue needs with ten case studies (28 minutes).

Fire Ground Safety

J. B. Associates - 35mm slides/cassette

From the sounding of the alarm until the return to quarters, safety must be considered by each firefighter. This program develops the techniques for working safely on the fire ground in a practical, realistic, situation format.

Fire Safety

IFSTA - 1/2" VHS, 20 minutes

Filmed live at the scene of a fire to illustrate safety procedures and dangerous conditions, as well as how to avoid disorientation, and to safely operate equipment. Firefighter I level.

Firefighter Safety and Survival: The Company Officer's Responsibility

NFA - 35mm slides/ 1/2" VHS

This program examines significant areas of firefighter fatalities and injuries associated with emergency and nonemergency situations. It addresses the causes of fatalities and injuries, recommended solutions and methods to implement those solutions.

Hypothermia

1/2" VHS, 25 minutes

This tape describes the effects of hypothermia, and how emergency workers can avoid hypothermia.

Kitchens of Death

1/2" VHS, 30 minutes

Clandestine drug laboratories are a serious and growing problem for many communities. This three segment training video supplies basic survival information every firefighter and police officer needs to know. Segment one is an introduction to clandestine drug laboratories. Segment two deals with detection and locations. Segment three shows possible booby traps and hazards found at these laboratories.

Principles of Safety for Firefighters

Unit One - 35mm, 71 slides/cassette, 17 minutes

Units 2 & 3 - 35mm 59 slides/cassette, 14 minutes

Unit 1 - The Question Is Why? covers safety at the fire. The hazards of being a firefighter are outlined: dangers of smoke, falling objects, fire, heat, or of being lost or trapped. The presentation provides breaks for written review.

Unit 2 & 3 - How Much Does It Cost? covers safety by maintenance of physical condition in the following manner: endurance, proficiency, and alertness.

Protective Clothing and Breathing Apparatus

NFPA Safety 5 - 80 35mm slides/cassette/ instructor's manual - 1980

Emphasis is on proper use and maintenance of protective clothing and self-contained breathing apparatus, illustrating how it is designed as a system for protection of the individual. NFPA Standards 1971 and 1972 are included as supplemental information.

Safety

NFA - 1/2" VHS, 90 minutes

This film is produced by the National Fire Academy and is a must for every firefighter to see. Live footage of firefighter injury and accidents. This film tells how those injuries could have been avoided.

Traffic Control at Emergencies

Media Resources - 1/2" VHS, 27 minutes

Improper traffic control has caused needless death and injuries to response personnel and victims, and extensive damage to apparatus and equipment in the work or treatment areas of incidents. This video explains the goals of traffic control and describes the choice of various safety devices. In addition it outlines general procedures for motor vehicle accidents, fires, and haz-mat incidents on various types of roads.

When Every Minute Counts

1/2" VHS, 20 minutes

This film is about infection control for the emergency care provider, what precautions emergency workers should take when dealing with body fluids.



FIRST AID

First Aid

IFSTA - 1/2" VHS,
30 minutes
Shows current
emergency first aid



procedures, including ways to evaluate a victim and approved techniques for resuscitation, CPR, control of bleeding, and treatment for shock. Firefighter I level.

First Aid for Burns and Fractures

IFSTA - 1/2" VHS, 30 minutes

Shows advanced first aid procedures for treating fractures, controlling internal bleeding, and treating thermal and chemical burns. Firefighter II level.

Phoenix E.M.S.

35mm slide/cassette

This slide/cassette presentation shows the Phoenix Fire Department at work. A lesson in how improvements can be made with a dispatching network as it relates to E.M.S. is provided.

FOAM

Foam Fire Streams

IFSTA - 1/2" VHS

This video identifies four ways that foam extinguishes or prevents fires, gives characteristics of several types of foam, and demonstrates how to assemble a foam fire stream system.



FORCIBLE ENTRY

Conventional Forcible Entry

FDNY - 1/2" VHS, 30 minutes

Discusses size up, types of locks, forcible entry tools, and the use of conventional forcible entry techniques.

Forcible Entry

IFSTA - 1/2" VHS, 15 minutes

Tells the how, why, and when of forcible entry, including the use of typical tools for the job.

Carefully explains the responsibility for security arising from the use of forcible entry. Firefighter I level.

Forcible Entry

J. B. Associates - 35mm slide/cassette

Rescue operations and fire suppression cannot be started until entry has been made into the building. The proper methods of forcible entry and the tools used are covered in this program.


Power Tools and Forcible Entry

IFSTA - 1/2" VHS, 30 minutes

Live action demonstrates how to use power tools for entering through doors, windows, roofs, ceilings, floors, and other barriers. Emphasizes the proper care and use of tools and stresses the importance of safety and discretion while using these tools at the fireground. Firefighter II level.



HEATING EQUIPMENT & CHIMNEYS



A Firefighters Guide to Wood Heat Problems

35mm slides

A three part series with explicit photos narrated with candid down to earth language.

Chimneys

35mm slides

This is the comprehensive guide to a complex and vital subject. Based on actual fire service experiences, it is an in-depth treatment of chimney function, efficiency, and safety. Chimney types, materials, and installation are covered in precise detail. The program is capped off with a real world look at the cause of chimney fires and recommended safety precautions.

Flue and Chimney Fires

Media Resources - 1/2" VHS, 30 minutes

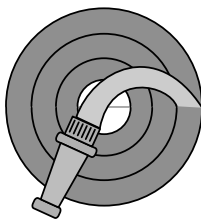
This tape contains two programs. The first is about wood stoves and chimney installation, operation, and maintenance. Part two covers the fire department's response and operations at a chimney fire.

HOSE

Fire Hose and Nozzles - Part I

IFSTA - 1/2" VHS, 30 minutes

Clearly demonstrates hoses, adapters, couplings, and other equipment used to join and extend hoselines. Also demonstrates how to roll, carry, drag, and load hose onto a pumper, and demonstrates hose cleaning, repair, and inspection. Firefighter I level.



Fire Hose and Nozzles - Part 2

IFSTA - 1/2" VHS, 30 minutes

At a fire scene on ladders, stairways, and the ground floor of a building, this demonstration of hose and nozzles uses both dry and charged hose. Shows hook-up and advancing the hose to the fire. Covers both individual and team hose handling, emphasizing speed, efficiency, and safety. Firefighter I level.

Hose Fittings and Appliances

Brady Sections 1 & 2 - 35mm slides

These visuals demonstrate the common fittings used by fire departments. The basic fittings, situations, and solutions are described, along with the use of rollers, hose bridges, hose clamps, and hose jackets.

Section 1 - Includes 12 slides

Section 2 - Hose, streams, appliances, and devices includes 16 slides. This series illustrates how hose fittings operate and how they are used on the fireground.

Large Diameter Hose

J. B. Productions - 80 35mm slides/cassette

This program details the large diameter hose, couplings and construction, common adapters and fittings, and methods of packing. Demonstrates evolutions and safety precautions for use with large lines. Also, covered is a comparison of friction loss and flow between large diameter hose and conventional 2-1/2 inch hose.

INSPECTION

Fire Company Inspections

IFSTA - 1/2" VHS, 30 minutes

Thoroughly shows how to inspect assembly buildings, businesses, and schools, using the skills of the fire company. Explains how to develop a system for performing thorough inspections using fire company personnel. Firefighter II level.



Pre-Fire Planning

IFSTA - 1/2" VHS, 30 minutes

Carefully explains pre-fire planning procedures for structures in the community. Identifies key elements of a pre-fire plan and explains their strategic importance's. Firefighter II level.

Pre-Incident Planning

C.V. MOSBY CO. - 1/2" VHS, 30 minutes

Teaches the responsibilities of pre-incident planning such as survey, documentation, and familiarization of an area. It demonstrates the types of preplanning and the differences in preplanning for the engine, rescue and truck companies.

INVESTIGATION

Fire Information Field Investigation (FIFI)




PARTS A & B - NFPA - 35mm slides/cassette
This training program is intended to show the firefighter and the officer how his observations and first-hand knowledge of fire behavior will assist in valid fire cause reporting—and ultimately in helping his fire department reduce life and property loss. Part A deals with instructing the firefighter to observe fire behavior at the scene of a fire. Part B briefly reviews the fire officer's duties and responsibilities for fire investigation, but spends more time giving shortcuts for determining the cause and circumstances of fire.

LADDERS

Ground Ladder Operations

Brady Unit 28 - 51 35mm slides
This series of slides by Brady deals with the proper and safe use of ground ladders, including ladder construction and maintenance, techniques for carrying and raising ladders, special tactical applications, and ladder testing and loading.



Ladders

1/2" VHS, 30 minutes
Shows firefighters actually using various types of ladders up to 35' to move both personnel and equipment. Stresses individual and team effort while demonstrating firefighting from ladders using hose and other equipment.

Ladders and Aerial Apparatus

IFSTA - 1/2" VHS, 30 minutes
Dramatically demonstrates aerial ladders and apparatus during rescue and fire suppression operations. Also, identifies construction materials and load-safety features, and shows how to test ground and aerial ladders. Firefighter II level.

Ladder Basics Part I

J.B. Productions - 35 mm slides
Outlines the types and parts of ladders, ladder safety practices, and the common holds used when working from ladders.

Ladder Basics Part 2

J. B. Productions - 35 mm slides
Instructs the student in safe methods for ladder carries and raises. Stresses the need for practicing evolutions to develop teamwork, and builds on safety practices developed in part one.

Ladders

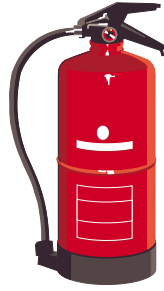
IFSTA - 66 Color, 35 mm slides
Since mechanical power ladders will probably never fully replace ground ladders, it is important for firefighters to know how to use the latter. The purpose of the manual and slides is to describe and illustrate the methods and techniques of handling ladders that have been recommended by IFSTA.

PORTABLE FIRE EXTINGUISHERS

Fire Extinguishers: Fight or Flight?

NFPA - 1/2" VHS, 16 minutes

An educational tool for employees, students, and all members of the community. Covers fire size up, is it safe to fight the fire with an extinguisher, importance of an escape route, the dangers of smoke, the importance of calling the fire department before fighting the fire, and the types of fires and extinguishers.



Fighting Fires with Portable Extinguishers

NFPA - 1/2" VHS,

Designed to train fire brigade members as well as firefighters on how to use extinguishers safely and effectively. Explains the basics of extinguisher operation, as well as the technical information needed for industrial occupancies with special hazards.

Home Fire Extinguishers

NFPA - 1/2" VHS, 16 minutes

This video uses dramatic footage of home fire scenes and first person accounts to teach people lessons about using fire extinguishers. Covers what to do before fighting a fire, how to size up a fire and select the right extinguisher, and how to use extinguishers the right way.

Portable Extinguishers

IFSTA - 1/2" VHS, 30 minutes

Clearly explains how to select and use extinguishers for different types of fires. Types of extinguishers covered include AFFF, dry chemical, carbon dioxide, and Halon. Firefighter II level.

Purple K Extinguisher, The: Use, Care and Maintenance

FDNY - 1/2" VHS, 20 minutes

Discusses the use of Purple K on alternative fuel fires. Includes operating instructions, as well as the procedures for inspecting and recharging the extinguisher.

Using Portable Fire Extinguishers (5 Basic Steps)

35 mm slides

Designed to train employees to use fire extinguishers safely and effectively. In addition, the kit emphasizes the steps that should be taken in a fire situation.

Upon completion, employees will know what to do in a fire emergency, because they will have rehearsed each step in their minds.

PUMPS & TANKER OPERATION



Developing a Sustained Water Supply

C.V. MOSBY CO. - 1/2" VHS, 30 minutes

Looks at the equipment used to develop a sustained water supply. It covers municipal and rural water sources and various methods for developing sustained water supplies. Topics include: hose, appliances, and nozzles; basic hose lays and attack line development; and how to work from booster tanks.

Developing Fire Flow/Hydraulics

IFSTA 1/2" VHS, 30 minutes

Emphasizes the importance of hydraulics in achieving necessary fire flow, and shows how to calculate desired pump discharge pressure for a variety of fireground situations. Firefighter II level.

Engine Company Principles

C.V. MOSBY CO. - 1/2" VHS, 30 minutes

Addresses consistent methods for engine company operations. Includes a fire action plan, emergency and nonemergency engine company functions, tool selection criteria, and tool use.

Hale Pump Operation and Maintenance

67 35mm slides/cassette

Comprehensive guide to the operation and maintenance of Hale Midship, Front Mount, and Booster Pumps. The presentation is divided into three major pump categories with additional segments covering priming systems, pressure control devices and ball valves. By being segmented, the presentation becomes flexible enough to fit your specific needs at any given time.

Inside Fire Pumps

Waterous Company 35 mm slides

If fire pumps is your area of interest, then this program is for you. It takes you inside the pump to show you the why's and how's of their operation.

The contents of this program should answer many of your questions concerning this important part of firefighting.

Pump Operation

C.V. MOSBY - 1/2" VHS, 30 minutes

Teaches the fundamentals of pump operation by demonstrating various ways to process water for fire control. Includes issues such as pump mechanics, safety tips for working at the pump panel, drafting operations, and flowing multiple lines.

Rural Tanker Evolutions

1/2" VHS, 30 minutes

This program will cover rural tanker evolutions. Some highlights presented will be fire flow demand, shuttle cycle time, number of tankers required and evolutions including the use of portable holding tanks.

Tanker Operations

80 35mm slides/cassette/instructor's guide

This program presents methods for setting up and running an effective tanker shuttle operation. It includes information about:

- Location of potential water sources
- Application of the continuous flow formula to the planning of tanker shuttle operations
- Preparation for a tanker shuttle at the fire scene
- Standards and suggestions for tanker construction and use
- Methods of filling tankers at the water source
- Transportation of water to the fire ground
- Methods of dumping water from tankers
- Use of portable tanks
- Necessary and useful equipment for conducting shuttle operations

RESCUE

Advanced Rescue Techniques



IFSTA - 1/2" VHS, 30 minutes

Dramatically simulates advanced rescue procedures, using a variety of tools, at cave-ins, multi-story structures, and auto accidents. Also, demonstrates hydraulic rescue tools and air-lift bags. Firefighter II level.

Advanced Trench Collapse Operations

C.V. MOSBY CO. - 1/2" VHS, 30 minutes

Demonstrates procedures for safely rescuing a person trapped in several different trench types, adjustable trench boxes, rescue from deeper than ten feet, rescue from heavy machinery in a collapsed trench, and lifting heavy objects in a collapsed trench.

Building Collapse: Light Frame Construction

C.V. MOSBY CO. - 1/2" VHS, 30 minutes

Presents methods for the rescue company to prepare, respond, and perform search and rescue functions at the scene of a collapsed building.

Building Collapse: Medium to Heavy Construction

C.V. MOSBY CO. - 1/2" VHS, 30 minutes

Discusses the equipment used when working with reinforced concrete, steel, and tilt-slab construction. It also demonstrates principles and techniques for using the equipment to safely retrieve a person from a collapsed structure.

Confined Space Rescue

C.V. MOSBY CO. - 1/2" VHS, 30 minutes

Emphasizes safe procedures for performing rescues in confined spaces. It discusses the difference between a permitted and nonpermitted confined space. Designed to meet OSHA, ANSI, and NIOSH standards.

Confined Space Safety

NFPA - 1/2" VHS, 30 minutes

Prepares you with the skills needed to recognize, evaluate, and control hazards in confined spaces.

Elevator Emergencies

FDNY - 1/2" VHS, 30 minutes

This video covers elevator components and their operation, various types of elevator keys and their use, and procedures to follow for releasing trapped occupants.



Elevator Rescue

C.V. MOSBY CO. - 1/2" VHS, 30 minutes
Gives insight into the components of the elevator system. Issues include: elevator stabilization, rescue action plan, operating characteristics, fire service operations, emergency access locations, and elevator shaft rescues.

Emergency Operation with Helicopter

1/2" VHS, 20 minutes
This program shows how to handle and work at a helicopter emergency landing, setting up landing zones and what the pilots will need from the fire department.

Evacuation of Passengers from Stalled Elevator Cars

93 35mm slides/cassette/instructor's guide
If your fire department has responsibility for rescuing trapped occupants from stalled or otherwise disabled elevators, this slide/tape program is a must. It established procedures and information for insuring your safety as well as your victims.

Fire Ground Search and Rescue

Brady Unit 20 - 34 35mm color slides
This slide program stresses the systematic location of victims. Search and rescue shows how the time of day affects occupancy patterns, how to locate victims in different types of buildings and rooms, how to establish efficient and safe search patterns, and how to perform searches with a team.

High Angle Rescue

C.V. MOSBY CO. - 1/2" VHS, 30 minutes
Demonstrates principles and techniques for using technical rescue equipment to safely retrieve a person from a high-angle environment. Issues include: size up principles, patient access, rappelling, lowering and anchor systems, belaying, and victim rescue.

Low-Angle Rescue

C.V. MOSBY CO. - 1/2" VHS, 30 minutes
Illustrates the proper use of ropes, webbing ladders, and mechanical advantage systems to safely transfer the patient from one level to the next from elevation differences less than 24 feet.

Motor Vehicle Extrication

FDNY - 1/2" VHS, 20 minutes
Covers personnel assignments, size up, vehicle stabilization, scene safety, patient care, and the use of hydraulic rescue tools.

Personal Harness, The Escape - Rescue

FDNY - 1/2" VHS, 30 minutes
Explains the adjusting and wearing of the personal harness and the packing of the personal escape rope. Demonstrations include using the personal escape rope for self rescue, and the use of a life safety line for self rescue and a rescue pick up.

Rescue Principles

C.V. MOSBY CO. - 1/2" VHS, 30 minutes
Looks at light, medium, and heavy rescue units; the types of tools they carry; the use, care, and storage of the tools; and the special applications and safety considerations of their use.

Rescue

IFSTA - 1/2" VHS, 20 minutes
Shows approved procedure for locating and rescuing people from burning structures. Demonstrates carries, drags, life nets, stretchers, life belts, and other rescue equipment and techniques. Firefighter I level.

Search and Rescue Techniques

C.V. MOSBY CO. - 1/2" VHS, 30 minutes
Addresses issues such as when and why to search, firefighter safety, search techniques in various types of buildings, ground and above ground rescue, patient carries and drag techniques, and principles of firefighter survival.

Search and Rescue I

J. B. Productions 80 35mm slides/cassette
This program details the effects of smoke behavior and procedures to be used for the primary and secondary searches.

Search and Rescue II

J. B. Productions - 80 35mm slides/cassette
This program deals with specific details that should be followed to conduct a thorough, well organized search of the building. Organization and safety are stressed.

Swept Away... A Guide to Water Rescue Operations

Alan Madison Productions - 1/2" VHS
In emergency situations, swift-flowing water can become a deadly adversary for both victims and rescuers alike. Now, for the first time, there is a comprehensive training film that clearly explains through demonstrations the safest and most effective water rescue techniques. This film is an invaluable resource for any emergency personnel who are called upon to respond to water-related emergencies.

Trench Collapse

C.V. MOSBY CO. - 1/2" VHS, 30 minutes
Addresses the proper ways to approach and stabilize the scene, locate and remove the victim, and retrieve tools and equipment in accordance with OSHA standards.

Water Rescue

C.V. MOSBY CO. - 1/2" VHS, 30 minutes
Covers topics such as near drowning and drowning, rescuer characteristics, equipment, static and shallow water rescue, identifying the search area, incident management, swimming pool emergencies, and deep water searches.

ROPES & KNOTS

Ropes and Knots

IFSTA - 1/2" VHS, 20 minutes
Shows how a firefighter uses ropes and knots to secure and hoist personnel and equipment. All knots are clearly demonstrated. Firefighter I level.



Ropes, Knots and Hitches

35 mm slides/cassette
This four part slide/tape series will enhance your understanding about current trends in fire service rope. Most questions on rope, posed by fire service personnel, will be answered in the series. When ordering, ask for the program by title:
Part 1 - Introduction to Fire Service Rope
Part 2 - Fire Service Life Rescue Rope
Part 3 - Tying and Using Four Basic Knots
Part 4 - Tying and Using Basic Hitches

SALVAGE & OVERHAUL

Basic Salvage Part I

J. B. Productions - 35 mm slides
Good salvage operations reduce fire losses and promote a favorable image of your department. This program reinforces the need for good salvage, covers the use and maintenance of salvage equipment, and how to arrange a room to be covered.



Basic Salvage Part 2

J. B. Productions - 35 mm slides
Graphically illustrates how to fold, carry, throw, and spread salvage covers using one or two firefighters.

Overhaul

C.V. MOSBY CO. - 1/2" VHS, 30 minutes
Demonstrates a systematic approach for finding hidden fires and glowing embers. Topics include overhaul techniques and safety as well as salvage techniques and tools.

Salvage

IFSTA - 1/2" VHS, 15 minutes
Shows how buildings and contents are salvaged, including the folding and throwing of covers. Emphasizes protection of public and private property. Firefighter I level.

Salvage

IFSTA - 83 35mm slides
Describes initial salvage operations, care and maintenance of salvage covers, the methods of folding and spreading covers. An instructor's manual is provided.

Salvage and Overhaul Operations

IFSTA - 1/2" VHS, 30 minutes
Shows effective, practical procedures for evacuating water and debris from structures using water chutes, catch-alls, and other salvage tools. Also, demonstrates methods of detecting and extinguishing hidden fires and performing general overhaul. Firefighter II level.

SPRINKLERS

SPRINKLER VALVE

Firepower

NFPA - 1/2" VHS, 17 minutes
Shows the speed and destructive force of fire, and the difference automatic sprinklers can make. You'll see how quickly a trash can fire spreads through the house, making escape nearly impossible. Demonstrates the rapid movement of thick smoke and intense heat ahead of the flames.

Inspecting and Testing Sprinkler Systems

IFSTA - 1/2" VHS, 30 minutes
Describes how to inspect wet, dry, and fixed chemical types of sprinkler systems. Also demonstrates the operation of valves affecting each system and how to replace sprinkler heads and reset the system. Firefighter II level.

Sprinklers

IFSTA - 1/2" VHS, 15 minutes
Clearly explains the operation of water sprinkler systems, including motor alarms, tapping into sprinkler systems for water supply, and opening and closing sprinkler systems.


Sprinklers

IFSTA - 75 35mm slides/guide sheet
Since it is becoming more and more common to see sprinkler systems installed, it is important for a firefighter to understand that the life safety code and most building codes allow numerous construction concessions if the building is to be sprinklered. Program shows sprinkler heads, different types and the parts as well as the operation of them. Temperature rating is discussed, as well as water supply, connections, valves and more.

STRUCTURAL COLLAPSE

Burning Building Truss Roof Collapse

by Vincent Dunn FDNY - 1/2" VHS, 20 minutes
The third in a series of video presentations based on the book, 'Collapse of Burning Building: What Is A Truss Roof And What Makes It Dangerous'. A guideline to firefighter safety.



Floor Collapse

Fire Engineering - 1/2" VHS
This video demonstrates on-scene accountability; shows case studies of tragic floor collapses; shows floor-deck failure, floor-beam support, floor systems, and warning signs of collapse; and demonstrates firefighter evacuation.

Peaked Roof Collapse

1/2" VHS, 20 minutes
This film covers types of construction, three ways the roof collapses, why they are the most common and dangerous roof a firefighter can encounter.

Structural Collapse

NFPA Safety 8 - 35 mm slides
Detailed procedures during firefighting operations enhance this lesson on structural collapse. Points out the principal causes of building collapse and illustrates ways firefighters can recognize deficiencies in certain types of building construction.

Wall Collapse

1/2" VHS, 20 minutes
This film will cover the different kinds of walls, how and why walls fall. Setting up danger zones, proper use of fire streams and flanking, responsibilities of the officers and men.

Wood Frame Building Collapse

Fire Engineering 1/2" VHS
This video explains the most common U.S. building construction, illustrates types and features of constructions, and how buildings collapse. Demonstrates safety procedures and special dangers.

VEHICLE FIRES

Vehicle Fire — A New Challenge

94 35mm Color slides/cassette, 33 minutes
Program deals in tremendous detail with the hazards of automobile fires. It touches upon the problems inherent in catalytic converters, energy absorbing bumpers and sealed fuel systems. Excellent training tool for firefighters.



Vehicle Fire —


National Auto Theft Bureau

94 35mm slides/cassette/script
Since 1939 the Bureau has joined with police and fire services and the automobile underwriters throughout the nation in research and demonstrations to develop distinguishing criteria between accidental vehicle fires and those of incendiary origin. This slide program will better prepare us to identify fire causes when they occur in automobiles.

Combating Vehicle Fires

80 35mm slides/cassette/instructor's guide
Recently, as an outgrowth of concern over the environment and consumer safety, there have been many design changes made to vehicles sold in the United States. This program has been devised to inform fire service personnel of the effects several of these design changes have on fighting vehicle fires. The program strives to present alternative procedures and tactics to use when combating vehicle fires. It is important for you to understand that our suggestions are alternatives that can be applied to vehicle firefighting situations. Their implementation may require some modification due to manpower or equipment limitations, or because of the fire situation itself. However, by considering our suggestions and implementing them where possible, it is hoped you will increase safety for fire ground personnel.

VENTILATION



Advanced Ventilation Techniques

IFSTA - 1/2" VHS, 30 minutes

An on-scene demonstration of both horizontal and vertical ventilation techniques using power tools. Shows how to determine the location and size of a vent hole, take precautions and safety measures, and minimize damage to property by venting through existing openings. Firefighter II level.

Outside Ventilation "Horizontal Ventilation"

FDNY - 1/2" VHS, 30 minutes

Discusses the actions and techniques used by the outside vent man at fires in building of various construction types. Topics include size up, communications, safety, flashovers, and backdrafts. Actions shown are based on FDNY S.O.P.s for the outside vent man.

Positive Pressure Ventilation

IFSTA - 1/2" VHS, 27 minutes each, instructor and study guides

Part I - Principles and Basic Set-Up - covers the theory, equipment selection, and basic set-up.

Part II - Set-Up Variations and Fire Attack - Demonstrates positive pressure during fire attack, salvage, and overhaul.

Primary Roof Operations "Vertical Vent"

FDNY - 1/2" VHS, 45 minutes

Discusses the benefits of vertical ventilation, access to the roof, ventilation techniques, and the actions to take after the roof is vented. The discussions are segmented according to building construction type. The actions shown are based on S.O.P.s for the FDNY roof man.

Principles of Ventilation in Firefighting

81 35mm color slides, 28 minutes

This is a two part program. A general discussion, in cartoon form, of the purpose and scope of ventilation. Methods of ventilating are shown, as are some of the precautions to be taken before opening up. A good basic program.

Ventilation

IFSTA - 1/2" VHS, 30 minutes

Live footage covers principles of ventilation in fire suppression. Describes safety procedures in cutting holes in roofs and floors, breaking glass, and protection against backdraft explosion.

Ventilation

35mm slides/cassette

The "why" and "how" of ventilating a building that contains a confined fire are covered in this set of two units. The application of the principles in using natural and mechanical methods is shown so clearly that no firefighter will forget it.

WATER SUPPLY

Testing Water Systems



IFSTA - 1/2" VHS, 30 minutes

A thorough view of the technical aspects of examining and testing water supply systems. Includes demonstrations of how to test and read water flow pressures, and determine discharge capacities for water systems. Also, shows how to predict hydrant usability and determine the causes of friction loss in water mains. Firefighter II level.

Water Distribution Systems


IFSTA - 1/2" VHS, 30 minutes

A practical examination identifying the primary components of water systems, including source, movement, and distribution. Firefighter II level.

SECTION II: FIRE OFFICER

FIRE AWAY SERIES

Universe of Knowledge -



1/2" VHS, 1 hour each

The National Fire Protection Association has launched a unique new series of career education programs designed to give firefighters, fire officers, training personnel, fire protection engineers, and others the vital information they need to increase their knowledge, effectiveness and professional growth.

A "Universe of Knowledge", a special, first-of-its-kind educational series, begins with "Fire Away", in depth interviews with leaders in fire protection, who share their knowledge and years of experience. Student workbooks for this series are available through the National Fire Protection Association. The "Fire Away" series consists of 26 programs.

Program 1 - 30 minutes

Introduction to the Fire Away Program Series,

R. Grant and L. Giuffrida

Program 2 - 30 minutes each part

Successful Fire Service Leadership, Dr. J. Gerard

Part 1 - Qualities of Leadership

Part 2 - Styles of Leadership

Program 3 - 30 minutes

Successful Fire Service Leadership, Dr. J. Gerard

Part 3 - Skills of Leadership

Program 4 - 30 minutes each part

Managing Volunteer Fire Departments,

Dr. J. Granito and Stephen Walther

Part 1 - The Volunteer Fire Service - The Organization

Part 2 - Leadership in the Volunteer Organization

Program 5 - 30 minutes each part

Managing Volunteer Fire Departments,

Dr. J. Granito and Stephen Walther

Part 3 - The Volunteer Chief

Part 4 - Fire Prevention and The Volunteer Fire Service

Program 6 - 30 minutes each part

Historical Perspective on Fire, Percy Bugbee

Part 1 - NFPA Starting Up

Part 2 - NFPA Through the War Years

Program 7 - 30 minutes

Historical Perspective on Fire, Percy Bugbee

Part 3 - NFPA Expands its Mission

Interview #12 - Team Building

Tape 1

Part 1 - Analyzing the Need

Part 2 - Developing the Team

Tape 2

Part 3 - Applying the Process

Interview #13 - New Technologies for the Fire Service

Tape 1

Part 1 - Computer & Satellite Communications

Part 2 - Computer Terminology and Systems

Tape 2

Part 3 - Computer Applications

Part 4 - New Technology Applications

Interview #14 - Building/ Fire Department Cooperation

Tape 1

Part 1 - Building and Fire Codes: Definition and Development

Part 2 - Relationships between Building and Fire Codes

Tape 2

Part 3 - Code Adoption and Cooperation

Part 4 - Cooperation through Increased Professionalism

Interview #16 - Firefighter Fitness and Health

Tape 1

Part 1 - Fitness in America - Fact or Fiction?

Part 2 - Fitness - Fad or Trend?

Tape 2

Part 3 - Fire Service Fitness

Part 4 - Fitness Programs

Interview #17 - Fire Safety Issues for the Handicapped

Tape 1

Part 1 - Scope of the Problem

Part 2 - Planning Fire Safety Programs

Tape 2

Part 3 - Implementing Fire Safety Programs

Part 4 - Handicapped Fire Safety: Improving the Future

FIRE OFFICER

The Assessment Center Method

1/2" VHS, 38 minutes

This program reviews the assessment center method of selecting and evaluating fire service managers. It reviews the three steps utilized and goes into each step in detail for the viewer. The video is an excellent tape for those officers planning to be part of an assessment center.



Building Construction for Fire Suppression Forces: Non-Combustible and Fire-Resistive Construction

NFA - 35 mm slide/cassette

To enable fire suppression personnel to better identify operational and safety concerns in a given non-combustible or fire-resistive structure, through analysis of its design, materials, and construction.

Company Officer Leadership Brady, Unit 19 -

Overhead transparency programs

Sections 1, 2 and 3 introduce the trainee to the principles of good leadership, showing how common errors can be overcome and corrected.

Section 1 - Leadership: Definitions, Styles, Traits

Section 2 - Common Leadership Errors

Section 3 - Aids to Effective Leadership

Section 4 - Public Relations

Section 5 - Planning

Section 6 - Discipline and Morale

Section 7 - Basic Principles of Organization and Management

Firefighter Safety and Survival: The Company Officer's Responsibility NFA

35mm slides/1/2" VHS

This program examines significant areas of firefighter fatalities and injuries associated with emergency and nonemergency situations. It addresses causes of fatalities and injuries and recommended solutions and methods to implement the latter.

I.C.S. For HazMat: An Overview

IFSTA - 1/2" VHS

This video presents general information about ICS, illustrates the organization of the ICS system at the HazMat incident, and demonstrates tracking resources.

I.C.S. For HazMat: Implementation

IFSTA - 1/2" VHS

This video takes you step by step through a HazMat incident, shows how ICS units function and interface at a HazMat incident, demonstrates problems to watch for, and includes solutions to those problems.

Media Relations Self Defense Course

1/2" VHS, 27 minutes

This video tape is produced by Bob Shaw, a media expert. It reviews how to deal with media and accomplish your agenda, not theirs. If you are an incident commander, this program is for you. It offers down to earth methods of effectively dealing with the media.

Preparing for Incident Command

35 mm slides/cassette

Designed to give the participant an understanding of the concepts of Incident Command as they apply to initial response incidents and the ability to relate fire behavior, pre-incident information, fire flow, and proper communications in order to effectively command an incident with emphasis on firefighter safety.

COMPANY OFFICER CURRICULUM

Company Officer Curriculum Package

This course is structured to assist both competency-based group instruction and self-study of the materials presented in the IFSTA validated **Company Officer** manual, second edition.

This package contains the following:

Course Structure

Content Overview

Instructor's Guide Materials

- Implementation Guide
- Lessons
- Lesson Tests/Answers
- Content Review Answer Template
- Transparencies

Student Guide Materials

- Text
- Study Objectives
- Information Sheets
- Study Sheets
- Activity Sheets/Answers
- Practical Activity Sheets/Evaluations
- Job Sheets/Performance Evaluations
- Content Review Tests/Answer Sheets
- Competency Profile

Teaching Tips

SECTION III: HAZARDOUS MATERIALS

Agricultural Chemical Emergencies

Parts 1 & 2 - 217 Color slides/script
Produced by Chevron Chemical Co.,
they deal with pesticides, fertilizers, etc.
Good for volunteer as well as career firefighters
since this type of chemical is found in every town.
Shows dangers of pesticide poisoning and
containment and confinement after a spill. Rescue,
first aid, and storage are also discussed. Deals with
firefighting tactics for different chemicals as well as
post-fire clean-up.



Bleve Update

NFPA - 1/2" VHS, 16 minutes
Presents current information that can make the
difference between life or death on the fireground.
Learn how BLEVEs occur, the characteristics of rail
tank cars and highway cargo tanks currently used
with liquefied gases, and how to size up incidents.
Features fireground footage and test range
demonstrations.

Chemtec

30 35mm slides, 7 minutes
This program, produced by the Chemical
Manufacturers Association (CMA), will describe the
procedure which takes place when an emergency call
is placed to their agency. The presentation describes
the information needed in order to assist local
efforts in their dealing with transportation
emergencies involving hazardous chemicals.

Decontamination Procedures

IFSTA - 1/2" VHS
This video presents the questions to ask before
decontamination procedures can begin, explains the
nine-step decontamination process, and provides
information for preparing the required
decontamination SOPs for 29 CFR 1910.120

First on the Scene

1/2" VHS, 30 minutes
Prepared by Chemical Manufacturers Association
This 30 minute program discusses the following five
key points: approach the scene cautiously, identify
the hazards, secure the scene, obtain help in handling
the incident, and safe site entry. The objective of the
program is to reduce injuries and environmental
damages and to insure that the first responders know
where to obtain help when handling a hazardous
material problem.

Gas and Steam Emergencies

FDNY - 1/2" VHS, 33 minutes
Produced by Con Edison, the first segment deals
with natural gas. Topics include: the properties of
natural gas, gas valves and operating systems, and gas
emergencies. The second segment deals with steam
systems, and includes discussions on steam's
properties and hazards, operating systems, and steam
emergencies.

Gasoline Tank Truck Emergencies

NFPA - 1/2" VHS, 22 minutes
Demonstrates effective response tactics for handling
tank truck emergencies, including roll-overs and
spills.

Handling Contaminated Victims

IFSTA - 1/2" VHS
This video addresses how to rescue, decontaminate,
and transport contaminated victims, and it shows
how to handle victims contaminated by solid, liquid,
or gaseous hazardous materials.

Hazardous Materials Incident Analysis

35mm slide/cassette
This program is designed to give the fire officer and
HazMat specialist an insight to the phenomenon of a
hazardous materials emergency. Analyzing the
emergency in the stage of development and potential
harm it will cause to the container, the environment
and human life.

I.C.S. for HazMat: An Overview

IFSTA - 1/2" VHS
This video presents general information about ICS,
illustrates the organization of the ICS system at the
HazMat incident, and demonstrates tracking
resources.

I.C.S. for HazMat: Implementation

IFSTA - 1/2" VHS
This video takes you step by step through a HazMat
incident, shows how ICS units function and interface
at a HazMat incident, demonstrates problems to
watch for, and includes solutions to those problems.

Introduction to Hazardous Chemical

Emergency Film Group - 1/2" VHS
Provides an overview of the properties of chemicals
and tells how to deal safely with emergencies. Topics
include specific gravity, boiling point, solubility, pH,
NFPA 704, DOT hazard classes, and explains terms
such as PEL, STEL, and IDLH.

LP Gas's Emergency Planning and Response

NFPA - 1/2" VHS, 19 minutes.

Video reviews the characteristics of LP gases, types of emergencies, how to recognize the difference between a liquid and vapor release, and firefighting tactics.

Recognizing and Identifying Hazardous Materials

35mm slide/cassette

This program is a must for every first responder in the emergency services. This short program will introduce the student to hazardous materials, how to identify and simple first steps to protect themselves. Use of the labeling system and the DOT Emergency Response Guide Book are covered.

Responding to Asbestos

FDNY - 1/2" VHS, 11 minutes

Describes the various uses of asbestos, the dangers of exposure to asbestos, and safe operating procedures when the presence of asbestos is suspected.

Why Decontaminate?

IFSTA - 1/2" VHS

This video shows the need for a "no exception" policy on decontamination; explains how personnel, equipment, and the environment become contaminated; and discusses the four basic methods of decontamination and the limits of each.

SECTION IV: GENERAL

FIRE SAFETY

A Cause for Alarm

1/2" VHS, 10 minutes

A Firefighter's Guide to Telephone Central Offices and Equipment. Designed to prepare Fire Officers and Firefighters to deal with complex problems involving specialized equipment in case of fire or other emergencies.

A Typical Day: Women in the Fire Service

35mm slide/cassette

The United States Fire Administration put this program together in order to address some of the myths pertaining to women in the fire service. A script is also provided and details how a woman can have input and impact in today's fire service.

Burn Wise - New York Hospital Cornell Medical Center

1/2" VHS, 22 minutes

A public education video covering the causes of burns, types of burns, the effects of burns, and the treatment of burns. The major theme is burn prevention.

Cairns Iris, What You Need To See

CAIRNS - 1/2" VHS, 33 minutes

This video contains news program clips of two fire departments testing the thermal imaging system. It also contains corporate video promoting their system.

Firepower

NFPA - 1/2" VHS, 17 minutes

Shows the speed and destructive force of fire, and the difference automatic sprinklers can make. You'll see how quickly a trash can fire spreads through the house, making escape nearly impossible. Demonstrates the rapid movement of thick smoke and intense heat ahead of the flames.

Fire Safety In Health Care Facilities

35 mm slide/cassette program, all units 12-13 minutes
This four part program trains health care facility personnel to deal with emergency fire situations. Each unit can be used separately or as a complete program.

Unit 1 - "Fire Safety: Your Responsibility"

Presentation discusses why fire safety is everyone's responsibility on the hospital staff. Reviews the following:

- Fire hazards at hospitals
- Need for training
- Importance of the fire safety plan
- How planning helps avoid tragedy
- Fire prevention as a priority
- Fire triangle/classes of fire
- Basic fire extinguisher operation

Unit 2 - "Fire Prevention"

This unit defines fire hazard and fire prevention. Reviews the following:

- Exits and why not to block
- Location/operation of fire alarms/extinguishers
- Smoking safety
- Electrical safety
- Flammable/combustible liquids
- Blocked sprinkler heads

Unit 3 - "Fire Emergency Procedures"

This unit discusses various aspects of emergency procedures such as:

- Fire emergency plan
- Exits
- Alarm boxes
- Drills
- Reporting fires
- Assessing the situation
- Life safety first
- Keeping hallways clear
- Shutting down oxygen
- Evacuation

Unit 4 - "Fire Evacuation Procedures"

Evacuation procedures are covered in detail. Stresses evacuation as a last resort. Reviews the following:

- Must have fire safety plan
- Need for practice
- Horizontal vs. vertical evacuation
- Drags/carries
- Order priority for evacuation

Making a Case for Life Safety Sprinklers

OLS - 1/2" VHS, 11 minutes

Produced by Operation Life Safety, this video explains the need for and the benefits of a residential fire sprinkler system.

Making of a Firefighter, The

FDNY- 1/2" VHS, 17 minutes

A documentary chronicling the recruit training received by New York City firefighters.

Management: A Burning Issue!

J. B. Productions - 35mm slide/cassette, 22 minutes

The program discusses the human and economic losses caused by industrial fires. Common fire hazards are outlined as well as the basic methods of automatic and manual fire protection. Management's role and obligation in setting-up a fire protection plan is stressed as well as the importance of involving the local fire department in pre-fire planning and detection.

Phoenix EMS

35mm slide/cassette

This slide/tape presentation shows the Phoenix Fire Department at work. A lesson in how improvements can be made with a dispatching network as it relates to EMS is provided.

Public Assembly Fire Safety

The Idea Bank - 1/2" VHS, 15 minutes

A fire safety training program for employees and managers at every type of facility where the public gathers. Shows employees how to assist customers and visitors in an emergency. Topics include crowd management, keeping exits clear and unblocked, assisting people with disabilities, maintenance of fire safety systems, emergency lighting, and fire exit drills.

Survive! Fire In Your Home

NFPA - 1/2" VHS, 14 minutes

A forceful demonstration of fire's amazing power, it is the story of a fire safety campaign started by a firefighter who brings the lifeless body of a child out of a burning structure, and his colleagues who together try to prevent needless fire tragedy from striking again.

They Are Not Alone

VFIS - 1/2" VHS

Explains the activities of the National Fallen Firefighter Foundation and the events of the Annual Memorial Weekend. Includes the 1992 roll call of fallen firefighters.

Thirteenth Annual Fallen Firefighter Memorial Service

1/2" VHS

Documents the ceremonies of the 13th annual fallen firefighters memorial service.



Volunteer Firefighter, The: A Breed Apart

1/2" VHS

This is a series of six video modules which address the concerns of volunteers who wish to attract, train, and retain volunteer members. A guidebook accompanies the videos. Chief Jack Snook hosts this program.

Module I - Winning with Volunteers:

A Fire Service Tradition - 1 hour

Using case studies, this video suggests alternative methods of attracting volunteers to your organization. Also, discussed is how to assess the needs of volunteers and how to make a convincing statement for keeping this volunteer tradition alive.

Module II - Recruiting - 1 hour

This video addresses how to identify the volunteers you require? What are their needs? The video shows marketing strategies that sell your department to potential volunteers and recruiting techniques that make people want to join.

Module III - Training for Achievement - 45 minutes

This video discusses managing and instructing training programs for volunteers. Tools for developing and evaluating successful programs.

Module IV - Supervising & Leading Volunteers Effectively: A Dynamic Process - 45 minutes

This video discusses management issues such as, communications, leadership style, dealing with negative attitudes and positive discipline.

Module V - Motivation: Growth Through Participation - 1 hour

This video discusses methods and opportunities for motivation.

Module VI - Incentives for a Volunteer: Rewarding Successful People - 45 minutes

Incentives/rewards that motivate people to succeed are discussed. In addition, compensation and fundraising activities that provide for the future of the fire department.

What If No One Answered The Call

PRUDENTIAL - 1/2" VHS

A Prudential Television Production, this tape is designed to assist fire departments in recruiting volunteers.

Wildland/Urban Interface Fire Protection

1/2" VHS, 46 minutes/instructor textbook/student workbook

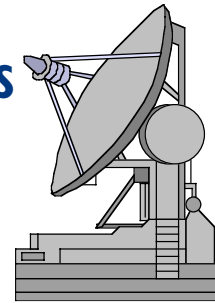
A National Fire Academy Program. The purpose of this video and text is to provide fire service and other related professionals with the skill and expertise they need to interface with the problem of wildland/urban fire protection. Subject areas that will be covered are the wildland/urban interface, a new line of defense, assessing your local wildland/urban interface, protection solution options, building and maintaining support and setting an action plan.

World Trade Center Disaster

FDNY - 1/2" VHS, 30 minutes

A documentary of the World Trade Center bombing, and the New York City Fire Department's response. Included are interviews with members of the first arriving units and chief officers.

SECTION V: TELECONFERENCES



Apparatus Safety; NFPA 1500 Chapter 4

VFIS - 1/2" VHS, 2 hours

Tape of a video teleconference held on Nov. 10, 1993. Topics

include human factors, apparatus design/layout, tools/equipment safety, maintenance/inspection/testing, and the legal issues involved.

Communicable Disease Infection Control

VFIS - 1/2" VHS, 2 hours

Tape of a video teleconference held Nov. 7, 1990.

Topics include: broad base infection control to provide a safe working environment, sources of information, work practices, P.P.E., vaccinations, and training.

Critical Incident Stress: Providing Support for Emergency Services Personnel

EENET - 1/2" VHS, 2 hours

Topics covered by this teleconference include: how CISM evolved, CISM services at the Oklahoma City bombing, personal experiences with CISM, research of the effects of CISM, and information on eye movement desensitization and reprocessing.

Fire Department Occupational Health And Safety

VFIS - 1/2" VHS, 2 hours

Tape of a video teleconference held April 6, 1993. Topics include the history of NFPA 1500, the role of O.S.H.A., the role of the safety officer, and the administration of a safety program.

Firefighter Health and Safety - A Report to Congress

VFIS - 1/2" VHS, 2 hours

Tape of a teleconference held May 20, 1992. A forum was held on firefighter safety that resulted in a white paper report to Congress. Participants in the forum discuss the outcomes of the various workshops that were a part of that forum. Topics included EMS; fire apparatus safety; fire suppression; haz-mat; laws, regulations, and standards; PPE; and physical and psychological health.

Hazardous Materials Response Issues

VFIS - 1/2" VHS, 2 hours

Tape of a video teleconference held on Nov. 1, 1989. Includes: discussions on O.S.H.A. 1910.120, EPA regulations, and N.F.P.A. standards 471 and 472. Explains the various levels of response personnel and the training requirements of each. Looks at how these regulations effect both the public fire departments and industry.

Incident Management Systems in a Small Department

VFIS - 1/2" VHS, 2 hours

Tape of a video teleconference held on April 14, 1994. Examines how I.M.S. effects small departments (combination and volunteer). Topics include reasons for I.M.S., steps used to build an I.M.S., how to implement the I.M.S., and evaluation of the I.M.S.

N.F.P.A. 1500 Chapter 8 Health and Medical Requirements

VFIS - 1/2" VHS, 2 hours

Tape of a video teleconference held on Nov. 2, 1994. Topics covered include fitness programs, infection control, rehabilitation, performance requirements, and physical performance requirements for women.

On the Cutting Edge: Preserving Emergency Personnel Through Critical Incident Stress Management Teams

VFIS - 1/2" VHS, 2 hours

Tape of a video teleconference held on April 10, 1991. It describes post traumatic stress disorder, introduces debriefing and the components of the program, talks about dealing with incidents involving children, peer support, ways to maintain balance in your life, and the effects of CISD teams.

Training for Improved Firefighter Performance

VFIS - 1/2" VHS, 2 hours

Tape of a video teleconference held on Nov. 6, 1991. Introduces the concept of "training in context". Topics include: delivering the training, tactics as the lesson plan, and how to implement this in your department.

Volunteer Fire/Emergency Organizations into the 1990's

VFIS - 1/2" VHS, 2 hours

Tape of a video teleconference held on May 23, 1990. Topics include the legal impact of regulations, codes, and standards; motivation of volunteers; training issues; and the management of volunteer departments.