

ARSON

An Arsonist Talks About Fire

1/2" video - 23 minutes

This video involves a panel discussion with a convicted arsonist, a former U.S. fire administrator, a psychologist and a fire inspector. The emphasis is on how and why children get involved in fireplay. The specific emotional, psychological and physical reasons children start fires are also examined. Emphasis is on identifying and stopping firesetting behavior at a young age to prevent children from becoming adult arsonists. Program is well suited for adult audiences that need to be made aware of the problem of child firesetting and its causes.



Killer Arson

1/2" video - 40 minutes

This video describes several arson fires which resulted in the deaths of firefighters. It emphasizes that arson is a violent crime against people which causes great suffering. The video examines the human cost and financial loss to communities. It also examines the two largest causes of arson-for-profit and juvenile arson. Investigators, firefighters, spouses of deceased firefighters, victims burned out of their homes and insurance professionals are interviewed concerning the impact of arson.

Why You Should See Red Over Arson

35 mm slide/tape program

This presentation will assist you in answering the question, "How does Arson affect me?" The program discusses the price we pay for arson, such as the destruction of neighborhoods, loss of jobs and income, loss of tax dollars, and increase in insurance premiums. Solutions to stopping this crime are also explored.

FIRE SAFETY FOR SENIORS

Firecare

1/2" video - 90 minutes

A series of three video programs which discusses fire safety issues of lifesaving importance to senior citizens. Each video program is 20-30 minutes.

Unit I contains: survival skills, first aid for burns and scalds, assistance available from community organizations, exit drills in the home.

Unit II contains: smoke detectors, kitchen fire safety, careless smoking, exit drills in the home.

Unit III contains: fire safety with wood burning stoves and space heaters, mobile homes and recreational vehicles, camping and barbecuing and hotel fire safety.

Fire Safety for the Elderly

1/2" video - 18 minutes

This video uses senior citizens to demonstrate the hazards of fire. A couple invites the local Fire Chief to visit a senior citizens center to explain fire prevention measures they can take to protect themselves against fire. The Fire Chief discusses prevention of clothing burns, dangers of smoking, heating safety, crawl low in smoke, escape planning and smoke detectors. The senior citizens share their experiences involving fire. Lastly, the video encourages senior citizens to get involved in teaching fire safety in their community.

Let's Retire Fire: A Fire Safety Program for Senior Citizens


1/2" video - 6 hours

A series of three teleconference videotapes which discuss a wide range of fire prevention issues related to senior citizens. Tapes are approximately 2 hours long.

Senior Fire Safety with Jonathan Winters

video - 18 minutes

Comedian and television star Jonathan Winters, a "senior" himself, focuses his unique style of humor on a very serious subject-the special fire safety problems of older adults. You can share this film with seniors in your community and reinforce lessons.



FIRE SAFETY FOR THE HANDICAPPED

Fire Safety Issues for the Handicapped - Interview #17 - Fire Away Series



1/2" video - each part 30 minutes.

Tape 1

Part 1 - Scope of the Problem

Part 2 - Planning Fire Safety Programs

Tape 2

Part 3 - Implementing Fire Safety Programs

Part 4 - Handicapped Fire Safety: Improving the Future

FIRE SAFETY FOR TEENS

Baby-Sitting: Training for Emergencies

1/2" video - 34 minutes

This video shows sitters how to prepare themselves for emergencies. Sitters are shown how to maintain security and safety, call for emergency help, respond to a medical emergency and survive a fire. This is an excellent video to prepare sitters for the responsibility of being in charge of young children.




The Hunt for Home Hazards

1/2" video - 15 minutes

This program speaks to kids of the 80's. It starts with a home video game called 'Firewatch' and evolves into an adventure to discover and correct real home hazards. Bryan, Dennis and Karen make "life and death" choices in the game, as they show other kids, that they have an important role in preventing fires in their own homes. Some of the home hazards addressed are: Flammable Liquids, Match Safety, Smoking, Fireworks and many others. Challenge your class to identify all the hazards. This program is ideal for Grades 4-7 and comes with a guidebook.

HOME FIRE SAFETY



Carbon Monoxide: The Silent Killer

1/2" video

This video begins with statistics to show just how poisonous carbon monoxide can be. Topics include: How to recognize the symptoms of carbon monoxide poisoning, how to protect yourself and family, types of C/O detectors you can buy and how often to replace and where to put them in your home. Very informational video recommended for all ages.

Enhanced 911

1/2" Video - 11 minutes

This video talks about how the new enhanced 911 version works, and why it is important for streets to be defined. It also discusses why it is important for houses to be numbered and accurately identified. It shows how the computer automatically displays the callers name, address and phone number when they call. Dispatchers can send help faster, more accurately even if the caller cannot speak or if the call is disconnected, it also cuts down on prank calls because the dispatcher knows who's calling and from where.

E-911 - 20/20 Segment

1/2" video - 15 minutes

This topic is an informational video on how the 911 dispatchers are trained and what they do.

Escaping Home Fires

35 mm slide/tape program with guidebook - 15 minutes

This program involves a discussion between two young boys and a firefighter about what they would do if confronted with a fire situation. The presentation discusses smoke detectors, escape plans and fire extinguishers. A variety of different housing situations are presented and the dangers associated with them are discussed.

Fire Drills: The Great Escape

1/2" video - 12 minutes

This video teaches the steps everyone needs to know to prepare for fire emergencies. It teaches how to develop escape plans and how to prepare your home for an emergency. The video details everything from installing smoke detectors to removing clutter and making sure that all windows open from the inside. The video stresses the importance of practice.

Fire in the Kitchen

1/2" video - 16 minutes

A home economics teacher and a fire inspector focus on the risks and potential hazards of this very active household area. They discuss ways to avoid and when necessary control these hazards. Such hazards include: overloaded circuits, flaming grease, hot liquids, and ignition of loose clothing. Microwave oven safety is also featured. This program is excellent for baby-sitters, home economics classes, the elderly and anyone who cooks in the kitchen.

Firepower

1/2" video - 14 minutes

This powerful video vividly demonstrates through live footage the destructive nature of fire. The video emphasizes how quickly fire can make survival in your own home impossible. The audience observes the destruction of a home without sprinklers then they turn back the clock and observe a house receiving minimal damage, due to the activation of sprinklers. Excellent program for adult audiences of all kinds.

Hidden Hazards In Your Home

1/2" video - 10 minutes

This film is narrated by William Shatner from the TV show "Rescue 911". He discusses ways to protect your family from "Hidden Hazards" found in every home. Learn the proper way to use and store gasoline and other flammable products, how to prevent tap water scald burns and safety steps every parent should take when bathing young children. This video is more for adults.

Home Fire Detectors: It's Your Life

35 mm slide/tape program - 12 minutes

This slide presentation begins with U.S. fire death and injury statistics. It presents a three-pronged approach to home fire safety: minimize home fire hazards, develop and practice an escape plan and provide a fire warning system. Emphasis is on escape planning and selection/installation of smoke detectors. A good presentation for teens through adults.

Home Fire Evacuation

1/2" video - 17 minutes

This video emphasizes home fire evacuations. Topics covered include: working smoke detectors, discussions with family members, EDITH and DAN. The video also covers high rise apartment escape plans and survival tips. This video is recommended for all ages.

Hotline to Help: 911 Emergency Services

1/2" video - 18 minutes

The setting for this video is a classroom of kids and their teacher discussing real life emergency stories. They talk about situations when and when not to call 911. This video talks about how 911 works, who runs it, and what information the 911 dispatcher will need to know when you call. Good for pre-school to elementary school children.

JOEL

1/2" video - 17 minutes

This is a story of how a tragic accident redirected the lives of a young boy and his family. This presentation examines the physical and psychological impact of burns. "Joel" is followed through various treatment stages into "recovery" at the Shriners Burn Institute. This is a good presentation to show on the devastation created from a burn injury.

Kitchen Fire Safety

1/2" video - 14 minutes

This video addresses a number of important safety issues to both prevent fires and prepare for a fire should one occur. There are lessons on putting out fires, safe microwave use, choosing a fire extinguisher, and planning for emergencies. At the end, there is a handy review section for reinforcing the most important lessons.

Make The Right Call

1/2" video - 10 minutes

This video teaches the importance of making a 911 call and when to know if it is an emergency. Emphasis is on the information that you should have before making the call, so the operator will know what emergency personnel to dispatch.

Mobile Home Fire Safety

1/2" video - 15 minutes

A Fire Captain addresses a mobile home association on the fire hazards associated with mobile home living. The dangers of old construction is discussed, as well as a checklist of hazards to look for when purchasing a used mobile home. Safety improvements that can be made to an existing mobile home are also examined. This video is good for owners or renters of mobile homes, or anyone considering purchasing a used mobile home.

On Fire:

A Family Guide to Fire Safety

1/2" video - 60 minutes

This video is intended for adults needing a good general fire safety video. It demonstrates procedures and describes the methods of preventing fires and how to survive a fire should it occur. The video shows several demonstrations including a 2-minute demonstration of flashover, on using a small extinguisher and a residential fire sprinkler extinguishing a fire. The video also shows a demonstration on using a fire ladder and unlocking window bars.



Plan to Get Out Alive

1/2" video - 35 minutes

Dr. Frank Fields leads viewers through the experience of a fire. What is it really like? This video is the closest many people will get to experiencing what a real fire is like without getting burned. Live interviews let fire survivors tell "their story". Live and simulated fires demonstrate the speed, intensity and deadliness of fire. Emphasis is placed on being prepared and knowing how to survive a fire. Excellent viewing for teen and adult audiences. (Video is dramatic and not recommended for anyone under 10).

Play It Safe: Burn and Injury Prevention

1/2" video - 15 minutes

This video teaches children how to keep themselves free from burns and injuries by use of puppets and a song. It talks about safety in the kitchen and other parts of the house. It warns kids about the dangers from messy rooms, heaters, fireplaces, electricity in the bathroom to garage safety like garden tools, lawnmowers and anything with a motor. The video also talks about bicycle safety, street safety and the importance of seatbelts and calling for help in an emergency. Very informational video for children pre-school to elementary grades.

Project F.I.R.E.

35mm slide program with Script

This presentation was produced for non-English speaking people or people with very little fluency in English. The program requires that the attendees know "Yes" and "No" in English. Common fire hazards in the home are presented. Smoke detectors and escape plans are also discussed. The program was created with the assistance of the Utah State Refugees (non-English speaking).

Survive Fire in Your Home

1/2" video - 14 minutes

This program presents a dramatic portrayal of a home fire tragedy to emphasize the importance in preparing for such an emergency. Three firefighters talk about the causes of most fires and survival techniques (working smoke detectors and escape plans), which everyone should be familiar with and practice. Three firefighters brainstorm ways to inform the public and launch a campaign to prevent fire deaths in their community. This video is best suited for audiences Jr. High-Adult.

Watch What You Heat: Prevent Home Fires

1/2" video - 15 minutes

This home fire safety videotape for adults takes you through a Home Hot Spot Inspection tour, looking for potential fire and burn hazards. It examines the three major causes of home fires: housekeeping, electrical, heating and discusses what precautionary measures you can take to prevent them. Also, included are emergency procedures your whole family should know in case a fire does occur.

HOTEL FIRE SAFETY

Hotel Fire Safety

38 slides/No tape/
script only

This program can be used independently or to complement fire safety messages to travelers. It covers what to look for when checking in, what to do if the fire alarm sounds, what to do if an exit is blocked after leaving the hotel room, safety precautions to take when leaving the room and what to do when fire is seen.

This slide program is an excellent follow-up to "Get Out Alive."

INJURY PREVENTION FOR CHILDREN

Be Cool About Fire Safety

1/2" video - 15 minutes

This video focuses on teaching pre-school and elementary school children how to be prepared in case of a fire at home. The video

emphasizes topics such as: Don't play with matches, where to put detectors and when to replace them. It teaches kids to "Don't Hide, Go Outside", escape plans and to practice, fall and crawl, stop, drop and roll and local emergency numbers. The video tells you how to get your Deputy Fire Marshals Kit.

Donald's Fire Drill

1/2" video - 16 minutes

Two elementary school children match wits and fire safety knowledge on the quiz show "Donald's Fire Drill." They race to solve fire safety clues and questions based on (EDITH) Exit Drills In The Home, while Donald demonstrates their answers. This video is good for elementary school aged children.



Donald's Fire Survival Plan

1/2" video - 12 minutes

Donald Duck and his nephews outline the most up-to-date techniques for preventing or surviving a fire in the home. Topics covered include smoke detectors, collapsible ladders, stop, drop and roll and EDITH (Exit Drills In The Home). This video is good for preschool children through second grade.

Fire Drills at School

1/2" video - 12 minutes

The video starts out by showing the dangerous consequences of a school fire from a report on a blaze that killed 92 students. The video guides students through a simulation of a fire drill. The video explains why students should study their schools fire escape plan and gives them tips in case they are in a real fire.

Jason & Robin's Awesome Hurricane Adventure

1/2" video - 12 minutes

This video teaches what to do in case of a severe storm or hurricane. Topics include where to go, what to take with you, how to protect your home and planning ahead. Recommended for all ages.

Kids for Safety

1/2" video - 24 minutes

Kids talk to kids about safety. They learn bicycle, fire and personal safety. Each topic is learned with a jingle, a quick review of rules and a flash quiz. The video emphasizes responsibility for looking after yourself. This video is good for ages 7-10 years old.

Kids Fire News TV!

1/2" video - 20 minutes

In this fast-paced news magazine show, young teens, anchors and reporters deliver vital fire safety messages in the style of a music video. Humorous skits, popular music, and dance reinforce the fire safety news reports. Kids will learn to take responsibility for their own safety, help teach younger kids and get involved in fire prevention at home. (Grade 4-6, Instructor's Guide.)

Now I Know Better:

Kids Tell Kids About Safety

1/2" video - Presented by Yale New Haven Children's Hospital

Five true stories about: Bicycle safety, climbing trees, asthma, telling the truth and don't touch something if you don't know what it is. Video starts out with statistics of injuries on children that could be prevented by teaching basic safety. We hear the stories of the injured children. Very good for children pre-school to elementary grades.

SAM's Lesson in School Fire Drills

1/2" video - 17 minutes

SAM, Safety Always Matters, is a puppet firefighter who is concerned that kids don't take fire drills and fire alarms seriously. He tells young viewers about his friend Andy who learns a serious lesson in fire safety when he sets off a false fire alarm at his school. This delightful video uses hand puppets and a music video style to explain what to do when the fire alarm goes off.

Snuffy's Fire Safety Brigade

1/2" video - 15 minutes

This is an award winning production starring Snuffy, the talking fire engine. Snuffy tells the story of fire safety musically. The video leads young children through the fundamentals of fire prevention and survival.

Sparky's ABC's of Fire Safety

1/2" video - 10 minutes

An animated musical video which highlights fire safety messages using the alphabet. Sparky leads children through the alphabet stopping along the way to illustrate fire safety messages. Video is intended for pre-school through 2nd grade audience.

Sparky's Friends Learn Not to Burn

35mm slide/tape program with guidebook - 10 minutes

This program is a good introduction to home fire inspections. Students are encouraged to identify fire hazards in their own homes. The program describes and explains skills necessary to safely escape a fire. The setting for the program is an urban community. This is good for a classroom environment of intermediate level of elementary school. This program offers many opportunities for follow-up.

The Smoke Detectives

1/2" video - 25 minutes

This video tells the story of four elementary school age members of a Smoke Detectives Club, who are on a special mission to make their neighborhood fire-safe. They encounter Count Floyd (Vampire) and embark on a mission to convince him of the fire hazards in his house and the need to correct them. This is a very entertaining video which appeals to children from elementary age and up.

The Wonderful World of Fire Safety

1/2" video - 27 minutes

Lebanon Fire Prevention Puppets and friends teach children in this video about kitchen safety, bicycle helmet safety, matches and lighters, poison control, EDITH (Exit Drills In The Home) and smoke detectors. This program was made through the community access channel of Lebanon, Oregon and the Lebanon Volunteer Fire Prevention Bureau. This program is good for ages 5 - 6 years old.



Wired For Safety

1/2" video - 12 minutes

This video talks about electrical problems in a household that can create a fire, gives examples of Do's and Don'ts. For example, do install new wiring and fixtures, and Don't overload extension cords and don't run them under rugs. Talks about electrical cords near water. This video targets adults.

JUVENILE FIRESETTING

A Lighter is Not a Toy

1/2" video - 8 minutes

This video teaches parents how to prevent fires and burns to young children, especially those caused by matches and lighters.



Fire at Their Fingertips

1/2" video cassette -
22 minutes

This video tape delivers two messages to parents. The first is to alert parents to the signs which might indicate that their child may be a firesetter. The second is to show that there is help for those who need it.

Fire is a Tool (Parent Education Program)

1/2" video - 15 minutes

This program introduces the National Institute for Burn Medicine Program. It demonstrates strategies parents can use to prevent fireplay, including how to teach a child correct use of matches. Goals of this program are discussed and house rules are suggested. This is a program geared specifically for parents who want to help their child to understand that "matches are tools not toys".

Grandpa Joe's Secret

1/2" video - 12 minutes

In an effort to teach his grandson how dangerous matches and lighters can be, Grandpa Joe tells a story of a little boy who started a fire that burned his clubhouse. This program is designed to convey a message that matches and lighters are tools not toys. This video is good for elementary school age children.

How to Tell if a Child is Being Abused

1/2" video - 15 minutes

This video examines four major types of child abuse: neglect, physical, emotional and sexual. Photographs of actual child abuse victims train educators, medical and legal professionals, law, fire and human services personnel to recognize the signs and symptoms of abuse. Good awareness video for juvenile firesetter coordinators.

Playing With Fire: A Deadly Game

1/2" video - 28 minutes

This video describes the impact juvenile firesetting has on our communities. Personality profiles are given for each category (curiosity/crisis/delinquent/pathological) and solutions are offered. The video explains common myths and facts about juvenile firesetting and discusses the interagency cooperation and collaboration essential to a good program.

Small Hands - Big Fires: Juvenile Firesetter Awareness (Training Program)

slide-tape program - 10 minutes

This video is a good juvenile firesetter awareness program. Statistics are presented which emphasize the magnitude of the juvenile firesetter problem. Firesetter types (Curious/Troubled/Delinquent/Severely Disturbed) are discussed, including characteristics and special problems of each type. It demonstrates strategies parents can use. The summary emphasizes that firesetting is preventable and that there are programs available to provide assistance to parents.

Community Response to Juvenile Firesetting & Juvenile Arson

1/2" video - 2 tapes.


Emergency Education Network production.

MISCELLANEOUS

Fire Protection Engineering

1/2" video - 10 minutes.

This video explains the tremendous need for fire protection specialists and the requirements of Fire Protection Engineers. It discusses the current technology being used to study fire, including simulation. Examples are given of organizations that hire Fire Protection Engineers, and some guidelines are provided on how to pursue a Fire Protection Engineering Degree. Video is good for high school students preparing for a Fire Protection Career and others interested in what a Fire Protection Career entails.



Foundations:

The People and the Money

1/2" video - 30 minutes

This video reveals the people and money behind Foundations. The camera follows people in real situations providing insight on what projects are considered for funding. Three kinds of Foundations (Private/Corporate/Community) are illustrated using examples. Foundation leaders and non-profit representatives speak on different issues regarding funding by Foundations. This video is recommended for fire service leaders in the community who are seeking insight on how foundations operate so they can approach them for funding.

Partnerships Against Fire

1/2" video.

This is a five-part public education teleconference recorded at the National Fire Academy.

Part 1-4 - Approx. 4 hours

Part 5 - Approx. 30 minutes

Public Assembly - Fire Safety

1/2" video - 15 minutes

Video starts out showing a true life, very graphic, fire at a stadium soccer game. Talks about guidelines to help organizations prepare for a fire emergency. Some examples are: make sure all fire codes are met, establish fire safety maintenance schedule, develop a plan to assist people with disabilities and establish employee responsibilities. This video gives ideas for how to be prepared, such as knowing where fire equipment is located.

The New Copyright Law Part I

1/2" video - 58 minutes.

This video is intended to guide educators in the use of written materials under the 1978 Copyright Law, emphasizing instances of legal and illegal use. Included in this video is, the Fair use Guidelines for Educators (single and multiple copy use), library photocopying, music copyright, and penalties for infringement. Examples are given based on court precedent.

The New Copyright Law Part II

1/2" video - 23 minutes.

This video continues to guide educators in the use of materials. It specifically addresses video use and on-air taping. The ramifications of the 1980 Computer Software Copyright Act and Kastenmeirs Guidelines are discussed at great length. Examples are given based on court precedent.

This is Your Fire Department

1/2" video - 14 minutes.

This video tells the behind-the-scenes story of what services the fire department provides for their community. Extensive live fire and rescue footage demonstrates the wide range of activities to which your fire department responds including important public education and fire prevention activities. This program is good for adult audiences of civic groups and public meetings.

NURSING HOMES/HOSPITALS

Fire Safety in Health Care Facilities

35mm slide/tape program - each unit is 13 minutes

This four-part program trains health care facility personnel to deal with emergency fire situations. Each unit can be used separately or as a complete program.

Unit 1 - "Fire Safety: Your Responsibility"

discusses individual responsibility in a fire emergency.

Unit 2 - "Fire Prevention" talks about preventing fires in the facility.

Unit 3 - "Fire Emergency Procedures" deals with the proper emergency procedures in case of fire.

Unit 4 - "Fire Evacuation Procedures" covers evacuation of patients and personnel in case of fire.


SEASONAL

Don't Get Burned by Christmas

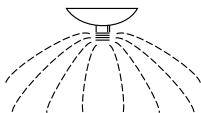
1/2" video - 12 minutes

This video emphasizes how to avoid Holiday and Winter tragedy. It outlines the

causes of Holiday fires, details proper selection, placement and care of Christmas trees, illustrates disposal of trees and demonstrates correct home fire safety precautions.



RESIDENTIAL SPRINKLERS



Operation San Francisco

1/2" video - 15 minutes

This video graphically portrays the impact of automatic sprinklers and smoke detection systems in realistic fire conditions. Test burns in simulated hotel rooms, exhibit areas, corridors and apartments are shown. Measurements of heat, smoke and other toxic gases are superimposed on fire scenes to convey information on the effectiveness of automatic fire protection systems on life safety conditions in each test.

Residential Sprinklers - IAFC Satellite Broadcast

1/2" video - 2 hours

This video has several presentations on issues, events and changes affecting the fire service. In order of occurrence: the first presentation discusses "Operation Life Safety," a program designed to promote installation of residential sprinklers. A panel discussion on the focus of this conference: Residential Sprinklers. Representatives from the construction industry and fire service, debate the issues surrounding the use of residential sprinklers. A review of the Puerto Rican hotel fire, and an update on the latest findings. An update on the recall of Ford Ambulances, and an interview with representatives of Ford. A review of the Baltimore Amtrak disaster, and lessons learned from the incident. Highlights of the new and innovative equipment available to the fire service. Sections of this tape may be appropriate for certain classes. This video is good for educating fire service personnel and educators on current issues and equipment of the 1980's and beyond.

SMOKE DETECTORS



Smoke Detectors

35mm slides/script/No tape

This training program is directed towards training the firefighters, inspectors and public educators about smoke detectors. It discusses fire statistics, why detectors are important, detector legislation, types of detectors (photo-electric and ionization), battery vs. wired, location/installation tips, detector maintenance/testing and importance of home escape planning. Some facts in script are outdated but presenter can modify script.

Smoke Detector Testing and Maintenance - Bondi Story IV

1/2" video - 10 minutes

Carol and Jay Bondi are back again this time to discuss smoke detector testing and maintenance. Realizing that smoke detectors could have saved the lives of their two children they forge ahead with a campaign to inform people of their lifesaving value. They demonstrate the proper procedures for testing and maintaining smoke detectors, discuss their importance, how inexpensive and how easy they are to maintain. The causes of nuisance alarms and proper location of detectors is also discussed. This is a good refresher for people in homes with smoke detectors.

Smoke Detectors...The Basics

35mm slide program with script - No tape

This slide program with script discusses fire statistics, values of smoke detectors, types of smoke detectors (ionization/photo-electric), location/installation of smoke detectors in various home configurations and test detectors. This is a good presentation for adults.

Wake Up! Smoke Detectors Can Save Your Life

1/2" video - 15 minutes

This is a comprehensive program designed for use with community groups, adult organizations and fire personnel to emphasize the lifesaving value of smoke detectors. A four-point plan (Buy, Install, Maintain, and Home Exit Plans) is presented for family protection. Principles of operation and UL standard 217 testing information are also presented.

Where There's Smoke

35mm slide/tape program with script - 14 minutes

This convincing presentation instructs viewers on lifesaving advantages of placing smoke detectors in the home. Maintenance, testing and installation are also discussed. The presentation shows the importance of a well-rehearsed family evacuation plan.

TEACHING FIRE SAFETY EDUCATION



The Sixth Sense: Understanding Sensory Changes and Aging

1/2" video - 27 minutes

This video, produced by the National Council on Aging is relevant to public education programs for seniors. Understanding sensory changes will enhance your ability to reach seniors and result in awareness, so changes can be made to the learning environment. The video breaks down myths and discusses the natural aging process. This is a good video for anyone who needs to understand and be sensitive to the sensory changes of older people.

Fire in America

1/2" video - 29 minutes.

This video shows a chronological history of fire in America from Early America to present day. It highlights major fire incidents throughout history emphasizing fire causes/problems and prevention. Actual camera footage and interviews with fire survivors are shown in this video. Good public awareness video for adults who question the need for our present day fire safety codes. **Not recommended for young children.**

WOOD STOVES/ HEATING EQUIPMENT

Modern Portable Kerosene Heaters

35mm slide/tape program

This program introduces you to the operation of modern day kerosene heaters with emphasis on the safe use of this device. This program was produced by the National Kerosene Heater Association and the International Society of Fire Service Instructors.

Pitfalls When Heating With Wood

35mm slide/tape program - 20 minutes

A program produced by the S.E. Murphy Publishing Co. This program is very basic yet informative. Subjects covered include: radiant heat and its effects, stove placement, flue pipe installation, chimney fires and their causes. This is a good program for anyone putting in a wood stove for the first time or as a review for the experienced person.

Wood Stoves

35mm slide/tape program - 15 minutes

This is an advanced program for people with previous knowledge of wood stoves. The program was originally intended for firefighters, but works well at instructing the homeowner with previous knowledge of wood stoves. Fire Personnel discuss the common failures associated with the installation of a wood stove. Stove design and required safety features are also discussed.

PUBLIC FIRE & LIFE SAFETY EDUCATORS COALITION

Mission Statement

To offer assistance and enhancement to programs throughout Connecticut with the overall goal of reducing risk of injury, property damage and death to citizens of our state. The coalition shall serve as a clearinghouse of information resources and a forum for discussion of methods on prevention and control for public educators.

COUNTY CAPTAINS

Fairfield	JoLynn Van Wart
Hartford	Lester McBride
Litchfield	Larry Hepburn
Middlesex	Patricia Brow & Ralph Knockwood
New Haven	John Brantley
New London	Connie Herrmann
Tolland	Jim York
Windham	Patty Erskine

The Public Fire & Life Safety Educators Coalition meets the 2nd Wednesday of every month at the **Middletown Fire Headquarters, 533 Main St. Middletown Connecticut from 7:00P.M. – 9:00P.M.**

COALITION MEETINGS IN 1999

January 13 th	July 14 th
February 10 th	August 11 th
March 10 th	September 8 th
April 14 th	October 13 th
May 12 th	November 10 th
June 9 th	December 8 th

Looking for more information?

Contact the Commission on Fire Prevention and Control Public Education Office at (860) 627-6363 Ext 221.

All inquires are welcome!

PUBLIC EDUCATION

