

Connecticut Drought Conditions Report

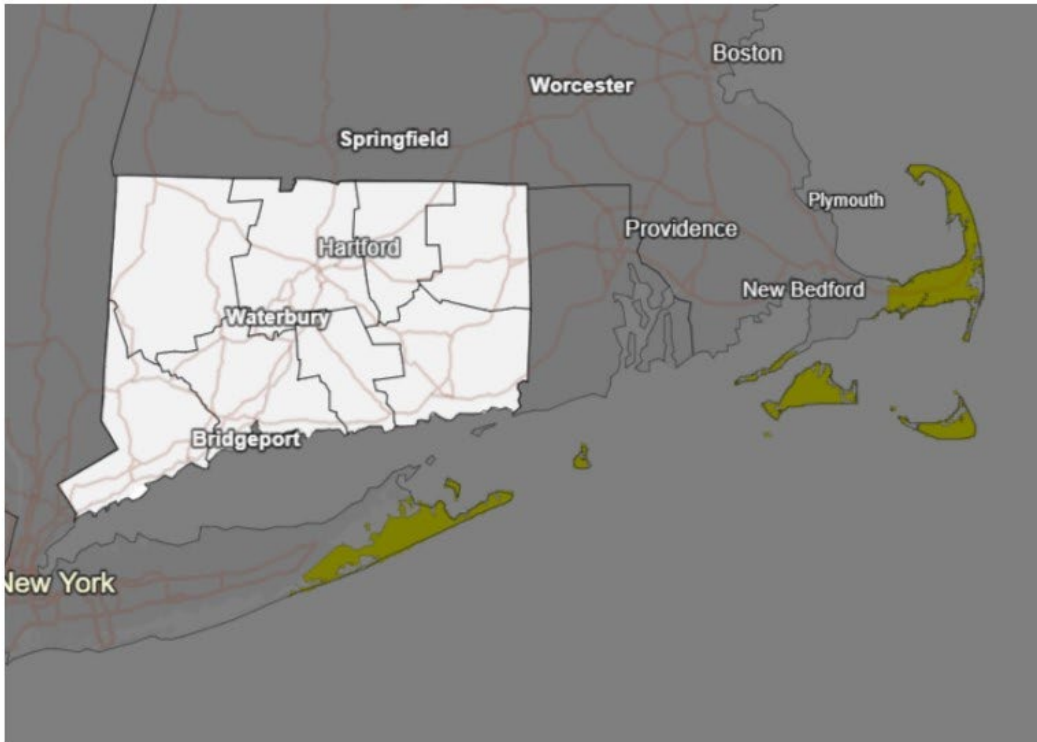
Monthly Update for November 2023



Interagency Drought Workgroup
January 4, 2024
Regular Meeting

U.S. Drought Monitor (USDM): Throughout the month of November, the entire State of Connecticut continued to have no drought classification via the USDM. The USDM is typically released weekly on Thursdays – the data below was updated on November 22, 2023, due to the Thanksgiving holiday.

U.S. Drought Monitor



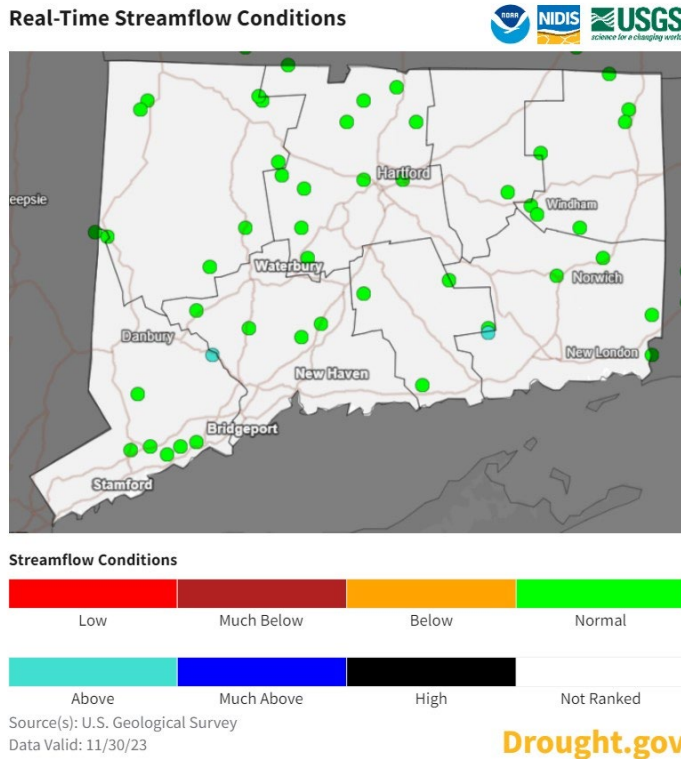
Drought & Dryness Categories

Drought & Dryness Categories	% of CT
D0 – Abnormally Dry	0.0%
D1 – Moderate Drought	0.0%
D2 – Severe Drought	0.0%
D3 – Extreme Drought	0.0%
D4 – Exceptional Drought	0.0%
Total Area in Drought (D1-D4)	0.0%

Source(s): NDMC, NOAA, USDA
Data Valid: 11/28/23

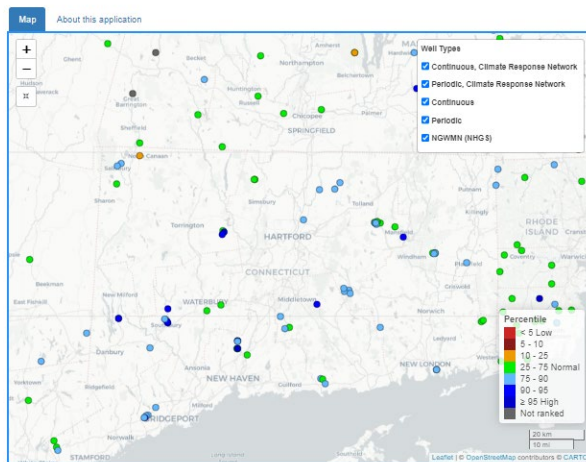
Drought.gov

Streamflow Levels: As indicated by the map below, overall streamflow conditions remained normal throughout the month of November.



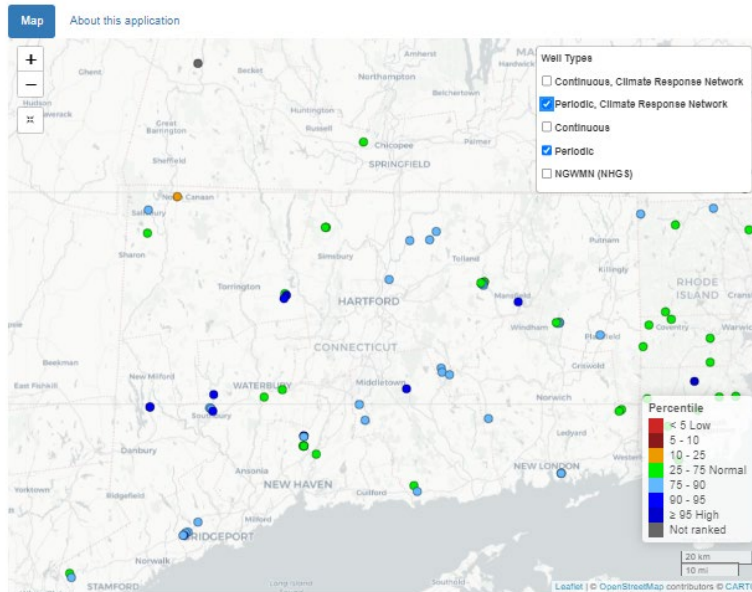
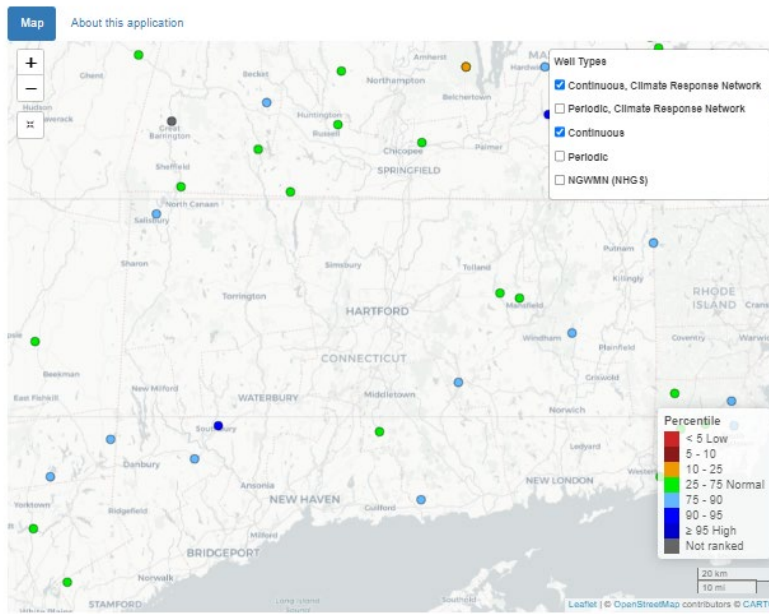
Groundwater Levels: Three maps indicating groundwater levels are included below. The first map shows all monitored wells. The second map shows continuous (or “real-time”) monitored wells. The third map shows periodic monitored wells. All data sets demonstrate normal or above-normal ranges. Groundwater data was observed as of November 30, 2023.

Groundwater Levels in New England
Recent conditions relative to historical monthly statistics



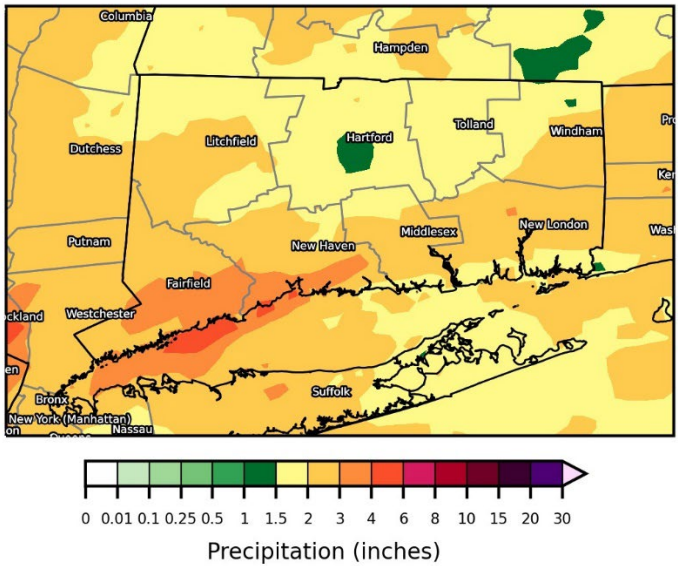
Groundwater Levels in New England

Recent conditions relative to historical monthly statistics

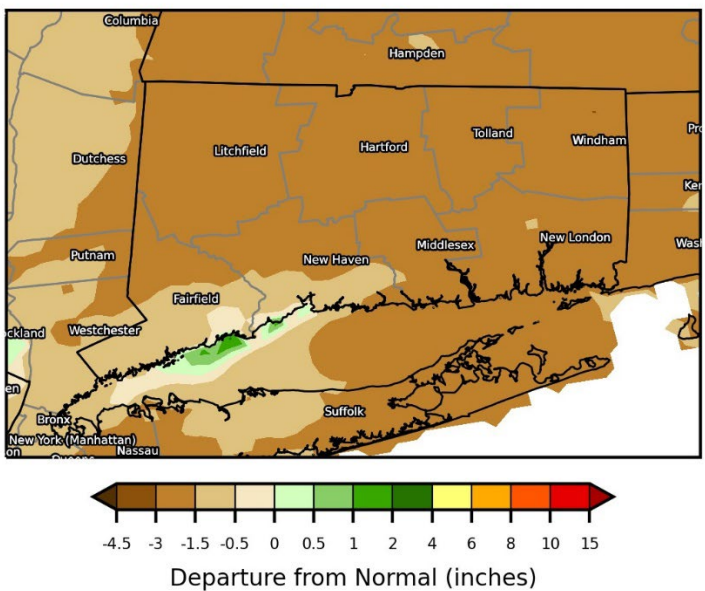


Precipitation: The following maps were provided by NOAA-NWS. This collection includes the monthly accumulated precipitation and the precipitation departure for the month of November 2023. Additionally, the 3-month and 6-month percent of normal maps are included.

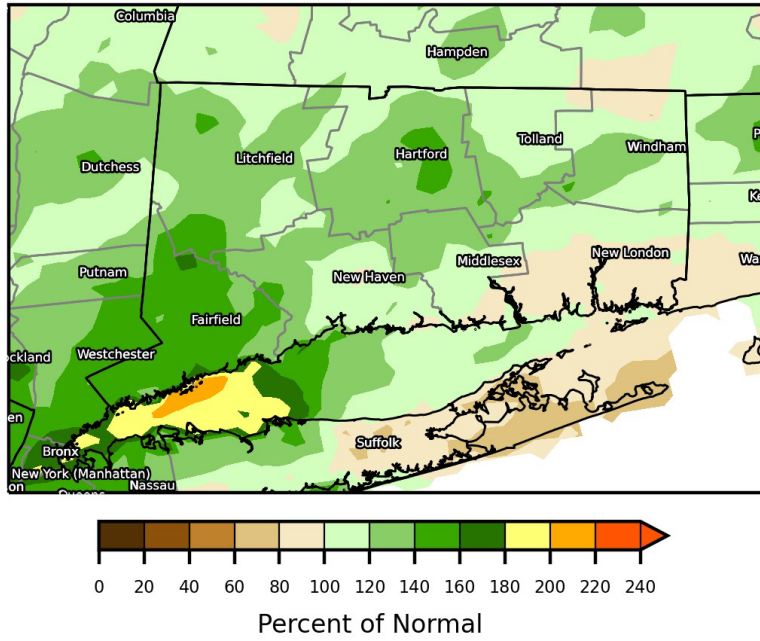
Accumulated Precipitation (inches)
November 01, 2023 to November 30, 2023



Precipitation Departure from Normal (inches)
November 01, 2023 to November 30, 2023



Precipitation Percent of Normal September 01, 2023 to November 30, 2023



Precipitation Percent of Normal June 01, 2023 to November 30, 2023

