

STATE OF CONNECTICUT
SECRETARY OF THE STATE

STATEMENT OF VOTE

GENERAL ELECTION

November 5, 2002

TABULATED FROM RETURNS AS
RECORDED BY THE MODERATORS
AND FILED WITH THE OFFICE OF
SECRETARY OF THE STATE

PRINTED IN COMPLIANCE WITH STATUTE

HARTFORD



Prepared and Paid for by the
SECRETARY OF THE STATE

Susan Bysiewicz
Secretary of the State

(1)

TABLE OF CONTENTS

Party Designations	3
Vote for Governor And Lieutenant Governor	4 - 10
Vote for Secretary of the State	11 - 17
Vote for Treasurer	18 - 24
Vote for Comptroller	25 - 31
Vote for Attorney General	32 - 38
Vote for Representatives in Congress	39 - 45
Vote for State Senators	46 - 58
Vote for State Representatives	59 - 94
Vote for Judges of Probate	95 - 121
Vote for Registrars of Voters	122 -145
Election Day Registration, Turnout, and Absentee Ballot Statistics	146 -152
Board of Canvassers' Certifications	153 -166

PARTY DESIGNATIONS

Major Parties

Republican

Democratic

Minor Parties for Certain Offices

Concerned Citizens

Libertarian

Party Designations used on Nominating Petitions

Concerned Citizens

Green

Independent

Libertarian

Reform

Working Families

Petitioning Candidate
(i.e., no party designation)

Governor and Lieutenant Governor
Summarized by Congressional District

	Republican John G. Rowland M. Jodi Rell	Democratic Bill Curry George Jepsen
CD 1	111,014	102,840
CD 2	119,716	102,791
CD 3	101,411	93,060
CD 4	108,847	71,746
CD 5	132,970	78,547
	<hr/> 573,958	<hr/> 448,984

2 Votes for Registered Write-in Candidate Maryellen Bousquet and Lynnell Hillis

Plurality: 124,974

29 Votes for Registered Write-in Candidate Philip Gosselin and Donna Donovan

9 Votes for Registered Write-in Candidate Sylvester J. Petway and Charles E. Reeves

16 Votes for Registered Write-in Candidate William M. Colonna and Wilfred G. Zinavage

Governor and Lieutenant Governor

Summarized by County

	Republican John G. Rowland	Democratic Bill Curry					
Fairfield	143,817	92,478					
Hartford	143,316	126,484					
Litchfield	44,033	22,429					
Middlesex	31,153	25,682					
New Haven	131,659	105,834					
New London	39,861	38,284					
Tolland	25,915	21,065					
Windham	14,204	16,728					
	573,958	448,984					

2 Votes for Registered Write-in Candidate Maryellen Bousquet and Lynnell Hillis

Plurality: 124,974

29 Votes for Registered Write-in Candidate Philip Gosselin and Donna Donovan

9 Votes for Registered Write-in Candidate Sylvester J. Pettway and Charles E. Reeves

16 Votes for Registered Write-in Candidate William M. Colonna and Wilfred G. Zinavage

Governor and Lieutenant Governor
Summarized by Town

	Republican John G. Rowland	Democratic Bill Curry
Andover	668	579
Ansonia	2,552	2,136
Ashford	665	865
Avon	4,816	2,446
Barhamsted	880	572
Beacon Falls	1,460	685
Berlin	4,423	3,057
Bethany	1,306	897
Bethel	3,680	2,053
Bethlehem	1,195	455
Bloomfield	2,397	4,839
Bolton	1,318	855
Bozrah	528	511
Branford	4,953	4,767
Bridgeport	6,094	12,452
Bridgewater	563	263
Bristol	8,993	7,341
Brookfield	4,099	1,587
Brooklyn	930	1,129
Burlington	2,163	1,247
Canaan	226	198
Canterbury	808	872
Canton	2,277	1,458
Chaplin	328	440
Cheshire	7,065	3,668
Chester	786	799
Clinton	2,790	1,839
Colchester	2,558	2,215
Colebrook	391	286
Columbia	1,143	1,072
Cornwall	328	344
Coventry	2,043	1,941
Cromwell	2,742	2,079
Danbury	9,037	6,497
Darien	5,029	1,634
Deep River	961	875

Governor and Lieutenant Governor

Summarized by Town

	Republican John G. Rowland	Democratic Bill Curry
Derby	1,944	1,445
Durham	1,785	1,176
East Granby	1,151	711
East Haddam	1,770	1,459
East Hampton	2,446	1,715
East Hartford	5,600	6,965
East Haven	3,832	3,761
East Lyme	3,537	2,753
East Windsor	1,717	1,339
Eastford	401	287
Easton	1,869	810
Ellington	2,720	1,667
Enfield	7,464	6,026
Essex	1,787	1,129
Fairfield	11,344	6,745
Farmington	6,045	3,860
Franklin	342	406
Glastonbury	9,620	5,136
Goshen	871	355
Granby	2,626	1,421
Greenwich	12,284	5,463
Griswold	1,235	1,730
Groton	4,986	4,490
Guilford	4,534	3,670
Haddam	1,716	1,287
Hamden	7,681	9,646
Hampton	321	417
Hartford	3,805	12,941
Hartland	529	256
Harwinton	1,578	729
Hebron	2,061	1,346
Kent	730	433
Killingly	1,633	2,079
Killingworth	1,540	995
Lebanon	1,401	1,194
Ledyard	2,745	1,915

Governor and Lieutenant Governor

Summarized by Town

	Republican John G. Rowland	Democratic Bill Curry
Lisbon	629	774
Litchfield	2,609	1,156
Lyme	679	415
Madison	5,153	2,707
Manchester	9,521	8,266
Mansfield	1,647	3,084
Marlborough	1,568	1,037
Meriden	8,004	7,406
Middlebury	2,369	741
Middlefield	1,039	921
Middletown	5,786	7,045
Milford	9,655	6,761
Monroe	4,285	1,794
Montville	2,492	2,552
Morris	692	304
Naugatuck	5,627	2,695
New Britain	6,277	8,391
New Canaan	4,914	1,389
New Fairfield	3,422	1,244
New Hartford	1,561	1,060
New Haven	5,417	16,025
New London	2,124	2,718
New Milford	5,668	2,560
Newington	5,735	5,437
Newtown	5,810	2,757
Norfolk	379	307
North Branford	2,369	1,815
North Canaan	661	346
North Haven	5,479	3,654
North Stonington	1,012	796
Norwalk	10,988	9,126
Norwich	3,565	5,558
Old Lyme	2,058	1,396
Old Saybrook	2,643	1,704
Orange	3,431	2,009
Oxford	2,524	1,006

Governor and Lieutenant Governor

Summarized by Town

	Republican John G. Rowland	Democratic Bill Curry
Plainfield	1,657	2,325
Plainville	2,939	2,572
Plymouth	2,093	1,374
Pomfret	844	768
Portland	1,827	1,638
Preston	769	921
Prospect	2,397	848
Putnam	1,005	1,090
Redding	1,914	1,372
Ridgefield	5,534	2,762
Rocky Hill	3,621	2,889
Roxbury	669	386
Salem	767	639
Salisbury	908	731
Scotland	259	316
Seymour	2,971	1,607
Sharon	660	441
Shelton	8,816	3,920
Sherman	889	439
Simsbury	6,596	3,374
Somers	2,270	1,115
South Windsor	6,155	4,070
Southbury	5,692	2,389
Southington	9,027	5,911
Sprague	403	558
Stafford	2,343	2,030
Stamford	14,988	13,012
Sterling	390	422
Stonington	3,649	3,023
Stratford	8,624	6,073
Suffield	2,811	1,616
Thomaston	1,984	808
Thompson	1,341	1,240
Tolland	3,176	2,144
Torrington	7,286	3,870
Trumbull	8,537	4,142

Governor and Lieutenant Governor
Summarized by Town

	Republican John G. Rowland	Democratic Bill Curry
Union	200	152
Vernon	5,275	4,102
Voluntown	353	462
Wallingford	8,492	6,339
Warren	360	162
Washington	916	623
Waterbury	14,761	8,738
Waterford	4,029	3,258
Watertown	5,980	2,122
West Hartford	12,375	12,218
West Haven	5,635	7,060
Westbrook	1,535	1,021
Weston	2,059	1,259
Westport	5,440	3,948
Wethersfield	6,138	4,791
Willington	1,051	978
Wilton	4,161	2,000
Winchester	2,008	1,357
Windham	2,056	3,290
Windsor	4,649	5,206
Windsor Locks	2,278	1,663
Wolcott	4,345	1,762
Woodbridge	2,011	1,597
Woodbury	2,837	1,187
Woodstock	1,566	1,188
	<hr/> 573,958	<hr/> 448,984

- 2 Votes for Registered Write-in Candidate Maryellen Bousquet and Lynnell Hillis
- 29 Votes for Registered Write-in Candidate Philip Gosselin and Donna Donovan
- 9 Votes for Registered Write-in Candidate Sylvester J. Pettway and Charles E. Reeves
- 16 Votes for Registered Write-in Candidate William M. Colonna and Wilfred G. Zinavage

Plurality: 124,974

Secretary of the State
Summarized by Congressional District

	Republican Ronald S. San Angelo	Democratic Susan Bysiewicz	Libertarian Darlene H. Nicholas			
CD 1	51,822	146,576	2,368			
CD 2	63,447	142,594	3,662			
CD 3	57,310	118,760	2,596			
CD 4	78,227	85,637	2,646			
CD 5	75,968	117,901	2,650			
	<hr/> 326,774	<hr/> 611,468	<hr/> 13,922			

Plurality: 284,694

Secretary of the State
Summarized by County

	Republican Ronald S. San Angelo	Democratic Susan Bysiewicz	Libertarian Darlene H. Nicholas			
Fairfield	100,679	113,498	3,423			
Hartford	68,092	181,843	3,017			
Litchfield	24,831	35,825	893			
Middlesex	15,071	38,734	660			
New Haven	74,899	140,367	3,124			
New London	21,806	50,281	1,454			
Tolland	12,870	31,083	711			
Windham	8,526	19,837	640			
	<hr/> 326,774	<hr/> 611,468	<hr/> 13,922	<hr/>	<hr/>	<hr/>

Plurality: 284,694

Secretary of the State

Summarized by Town

	Republican Ronald S. San Angelo	Democratic Susan Bysiewicz	Libertarian Darien H. Nicholas
Andover	325	828	22
Ansonia	1,207	3,121	54
Ashford	366	1,074	25
Avon	2,833	4,160	64
Barkhamsted	503	847	12
Beacon Falls	863	1,100	38
Berlin	1,983	4,815	69
Bethany	795	1,220	35
Bethel	2,325	2,828	93
Bethlehem	767	734	31
Bloomfield	1,095	5,603	65
Bolton	701	1,340	24
Bozrah	283	684	20
Branford	2,673	5,842	102
Bridgeport	3,888	12,624	238
Bridgewater	373	390	9
Bristol	3,853	11,316	175
Brookfield	2,699	2,412	67
Brooklyn	557	1,331	40
Burlington	1,055	2,183	23
Canaan	123	256	14
Canterbury	518	1,055	41
Canton	1,184	2,330	36
Chaplin	229	474	16
Cheshire	3,555	6,465	98
Chester	399	1,102	10
Clinton	1,438	2,819	60
Colchester	1,269	3,253	54
Colebrook	201	421	15
Columbia	555	1,557	28
Cornwall	175	448	10
Coventry	1,008	2,739	61
Cromwell	1,194	3,363	37
Danbury	5,756	8,211	207
Darien	4,191	1,927	80
Deep River	476	1,271	17

Secretary of the State
Summarized by Town

	Republican Ronald S. San Angelo	Democratic Susan Bysiewicz	Libertarian Darlene H. Nicholas
Derby	989	2,045	65
Durham	798	2,041	38
East Granby	682	1,092	19
East Haddam	937	2,110	40
East Hampton	1,129	2,795	60
East Hartford	2,504	9,061	163
East Haven	2,303	4,476	79
East Lyme	1,851	4,110	98
East Windsor	847	1,997	39
Eastford	278	370	12
Easton	1,418	1,115	45
Ellington	1,378	2,697	74
Enfield	3,357	8,783	207
Essex	1,035	1,750	37
Fairfield	8,054	8,629	282
Farmington	3,075	6,130	93
Franklin	191	513	13
Glastonbury	4,424	9,337	138
Goshen	495	651	8
Granby	1,492	2,300	70
Greenwich	9,688	6,015	280
Griswold	660	2,027	56
Groton	3,023	5,609	181
Guilford	2,533	5,125	103
Haddam	839	2,037	33
Hamden	4,089	11,649	249
Hampton	201	487	14
Hartford	1,537	12,845	214
Hartland	347	384	17
Harwinton	843	1,313	23
Hebron	1,028	2,181	45
Kent	475	586	12
Killingly	993	2,433	77
Killingworth	793	1,602	41
Lebanon	734	1,696	49
Ledyard	1,513	2,812	94

Secretary of the State

Summarized by Town

	Republican Ronald S. San Angelo	Democratic Susan Bysiewicz	Libertarian Darlene H. Nicholas
Lisbon	310	987	29
Litchfield	1,438	2,008	41
Lyme	430	615	13
Madison	3,017	3,990	113
Manchester	4,580	12,225	236
Mansfield	841	3,627	90
Marlborough	781	1,653	29
Meriden	3,297	10,830	216
Middlebury	1,794	1,134	18
Middlefield	450	1,451	20
Middletown	2,453	9,638	153
Milford	5,630	9,285	237
Monroe	2,874	2,671	143
Montville	1,328	3,399	94
Morris	141	518	17
Naugatuck	4,483	3,292	71
New Britain	2,736	10,325	200
New Canaan	4,097	1,856	62
New Fairfield	2,371	1,905	71
New Hartford	864	1,585	41
New Haven	2,417	15,985	476
New London	1,003	3,353	139
New Milford	3,281	4,037	163
Newington	2,455	7,955	97
Newtown	3,875	4,054	166
Norfolk	206	425	14
North Branford	1,347	2,521	46
North Canaan	383	554	11
North Haven	3,387	5,005	93
North Stonington	645	999	41
Norwalk	8,147	10,124	249
Norwich	1,665	6,559	221
Old Lyme	1,137	2,152	26
Old Saybrook	1,566	2,541	51
Orange	2,188	2,811	45
Oxford	1,860	1,451	39

Secretary of the State

Summarized by Town

	Republican Ronald S. San Angelo	Democratic Susan Bysiewicz	Libertarian Darlene H. Nicholas
Plainfield	989	2,630	70
Plainville	1,224	3,869	64
Plymouth	1,101	2,095	50
Pomfret	544	959	38
Portland	768	2,530	39
Preston	441	1,092	21
Prospect	1,479	1,504	35
Putnam	596	1,299	54
Redding	1,455	1,622	53
Ridgefield	4,293	3,341	134
Rocky Hill	1,715	4,299	64
Roxbury	481	500	20
Salem	406	893	32
Salisbury	517	991	19
Scotland	162	377	10
Seymour	1,629	2,562	48
Sharon	458	566	15
Shelton	5,235	6,507	179
Sherman	676	564	17
Simsbury	3,677	5,858	91
Somers	1,179	1,998	39
South Windsor	2,764	6,862	122
Southbury	4,157	3,453	56
Southington	4,018	9,963	163
Sprague	235	678	17
Stafford	1,072	2,900	73
Stamford	10,123	14,273	471
Sterling	228	498	18
Stonington	2,354	3,742	107
Stratford	5,515	7,681	157
Suffield	1,496	2,585	62
Thomaston	1,068	1,522	38
Thompson	793	1,556	78
Tolland	1,624	3,399	63
Torrington	3,563	6,662	132
Trumbull	5,520	6,147	129

Secretary of the State

Summarized by Town

	Republican Ronald S. San Angelo	Democratic Susan Bysiewicz	Libertarian Darlene H. Nicholas
Union	115	207	10
Vernon	2,511	6,244	152
Voluntown	218	516	21
Wallingford	4,082	9,432	183
Warren	229	252	14
Washington	588	848	21
Waterbury	8,662	12,320	360
Waterford	2,110	4,592	128
Watertown	3,651	3,746	73
West Hartford	6,259	17,176	213
West Haven	2,892	8,436	180
Westbrook	796	1,684	24
Weston	1,493	1,642	61
Westport	3,690	4,924	140
Wethersfield	2,913	7,244	109
Willington	533	1,366	30
Wilton	3,296	2,426	99
Winchester	952	2,105	48
Windham	986	3,806	106
Windsor	2,249	6,862	118
Windsor Locks	957	2,631	57
Wolcott	2,365	3,221	51
Woodbridge	1,206	2,092	34
Woodbury	1,955	1,765	42
Woodstock	1,086	1,488	41
	<hr/> 326,774	<hr/> 611,468	<hr/> 13,922

Plurality: 284,694

Treasurer

Summarized by Congressional District

	Republican Ross Garber	Democratic Denise L. Nappier	Concerned Citizens Timothy A. Knibbs	Libertarian Ken Mosher	
CD 1	71,843	122,986	2,541	2,107	
CD 2	83,522	115,955	3,534	3,636	
CD 3	65,257	106,350	2,228	2,196	
CD 4	80,670	81,023	1,964	2,281	
CD 5	88,012	100,902	3,127	2,229	
	<hr/>	<hr/>	<hr/>	<hr/>	<hr/>
	389,304	527,216	13,394	12,449	

Plurality: 137,912

Treasurer

Summarized by County

	Republican Ross Garber	Democratic Denise L. Nappier	Concerned Citizens Timothy A. Knibbs	Libertarian Ken Mosher
Fairfield	105,231	106,078	2,812	2,942
Hartford	93,607	151,486	3,332	2,635
Litchfield	29,181	29,871	879	835
Middlesex	20,993	30,427	708	721
New Haven	83,640	126,246	3,017	2,510
New London	27,781	41,889	1,363	1,493
Tolland	18,118	24,605	711	700
Windham	10,753	16,614	572	613
	<u>389,304</u>	<u>527,216</u>	<u>13,394</u>	<u>12,449</u>

Plurality: 137,912

Treasurer
Summarized by Town

	Republican Ross Garber	Democratic Denise L. Nappier	Concerned Citizens Timothy A. Knibbs	Libertarian Ken Mosher
Andover	475	587	20	33
Ansonia	1,437	2,708	41	44
Ashford	528	877	20	26
Avon	3,563	3,317	60	63
Barkhamsted	651	673	13	13
Beacon Falls	900	944	46	29
Berlin	2,730	3,859	50	100
Bethany	878	1,108	28	31
Bethel	2,528	2,478	96	79
Bethlehem	803	642	26	26
Bloomfield	1,448	5,457	43	47
Bolton	1,014	995	23	22
Bozrah	367	554	20	21
Branford	3,371	5,363	72	96
Bridgeport	4,004	12,479	224	139
Bridgewater	411	322	12	7
Bristol	5,554	9,304	238	151
Brookfield	2,896	2,111	60	46
Brooklyn	717	1,106	35	37
Burlington	1,445	1,698	42	19
Canaan	149	230	7	9
Canterbury	688	821	29	43
Canton	1,559	1,851	33	36
Chaplin	269	416	9	16
Cheshire	4,469	5,295	110	100
Chester	512	970	11	12
Clinton	1,849	2,321	58	64
Colchester	1,824	2,558	69	52
Colebrook	253	347	11	11
Columbia	829	1,204	35	27
Cornwall	203	399	9	12
Coventry	1,421	2,223	68	65
Cromwell	1,808	2,584	60	45
Danbury	6,231	7,472	220	174
Darien	4,303	1,732	50	77
Deep River	663	1,023	23	17

Treasurer
Summarized by Town

	Republican Ross Garber	Democratic Denise L. Nappier	Concerned Citizens Timothy A. Knibbs	Libertarian Ken Mosher
Derby	1,147	1,761	53	49
Durham	1,264	1,434	34	30
East Granby	821	883	22	36
East Haddam	1,256	1,664	40	46
East Hampton	1,519	2,188	39	56
East Hartford	3,622	7,734	146	137
East Haven	2,655	3,956	62	65
East Lyme	2,375	3,410	106	117
East Windsor	1,137	1,605	46	61
Eastford	348	292	5	11
Easton	1,480	1,005	34	38
Ellington	1,844	2,131	49	80
Enfield	4,629	7,031	256	175
Essex	1,278	1,414	37	44
Fairfield	8,558	7,725	221	263
Farmington	4,110	4,893	108	88
Franklin	276	408	9	9
Glastonbury	6,639	6,976	122	121
Goshen	593	504	10	12
Granby	1,841	1,859	40	74
Greenwich	9,424	6,177	182	227
Griswold	882	1,708	54	50
Groton	3,579	4,790	178	213
Guilford	3,199	4,348	70	90
Haddam	1,145	1,598	50	39
Hamden	4,918	10,638	168	180
Hampton	270	397	12	18
Hartford	1,644	13,193	214	117
Hartland	420	306	8	13
Harwinton	1,083	972	23	35
Hebron	1,588	1,583	51	45
Kent	503	551	7	13
Killingly	1,241	2,041	59	70
Killingworth	1,066	1,242	48	51
Lebanon	1,026	1,319	49	43
Ledyard	1,926	2,213	79	103

Treasurer
Summarized by Town

	Republican Ross Garber	Democratic Denise L. Nappier	Concerned Citizens Timothy A. Knibbs	Libertarian Ken Mosher
Lisbon	435	788	31	22
Litchfield	1,701	1,631	41	43
Lyme	515	506	14	16
Madison	3,616	3,258	111	77
Manchester	6,746	9,625	336	204
Mansfield	1,125	3,210	64	73
Marlborough	1,089	1,266	23	46
Meriden	4,712	8,894	258	178
Middlebury	1,708	1,120	24	22
Middlefield	693	1,097	25	26
Middletown	3,729	7,605	154	146
Milford	6,311	8,322	180	199
Monroe	3,042	2,347	77	139
Montville	1,721	2,779	109	85
Morris	477	437	6	12
Naugatuck	3,159	3,798	113	104
New Britain	3,841	8,593	300	126
New Canaan	4,188	1,683	45	77
New Fairfield	2,500	1,684	81	51
New Hartford	1,115	1,265	37	37
New Haven	2,667	15,651	367	295
New London	1,157	3,122	108	125
New Milford	3,760	3,345	131	155
Newington	3,616	6,531	105	91
Newtown	4,239	3,490	234	146
Norfolk	259	361	8	16
North Branford	1,620	2,094	47	46
North Canaan	448	462	14	12
North Haven	3,933	4,235	97	66
North Stonington	797	792	28	32
Norwalk	7,925	10,088	188	216
Norwich	2,340	5,607	154	229
Old Lyme	1,515	1,692	34	35
Old Saybrook	1,921	2,051	41	68
Orange	2,480	2,461	41	33
Oxford	1,724	1,404	46	49

Treasurer

Summarized by Town

	Republican Ross Garber	Democratic Denise L. Nappier	Concerned Citizens Timothy A. Knibbs	Libertarian Ken Mosher
Plainfield	1,297	2,200	64	76
Plainville	1,787	3,149	95	61
Plymouth	1,348	1,745	75	34
Pomfret	641	808	26	44
Portland	1,211	1,922	46	56
Preston	633	852	19	41
Prospect	1,518	1,376	23	38
Putnam	731	1,121	88	48
Redding	1,547	1,479	36	55
Ridgefield	4,477	3,021	108	130
Rocky Hill	2,371	3,482	61	60
Roxbury	527	439	16	18
Salem	546	714	25	30
Salisbury	607	866	14	17
Scotland	208	311	5	9
Seymour	1,888	2,064	48	55
Sharon	491	519	10	18
Shelton	5,987	5,393	179	149
Sherman	686	528	17	14
Simsbury	4,623	4,733	85	90
Somers	1,558	1,530	55	26
South Windsor	3,962	5,535	133	85
Southbury	4,313	3,121	73	69
Southington	5,574	7,855	226	147
Sprague	324	550	19	14
Stafford	1,535	2,250	91	61
Stamford	10,267	14,105	315	377
Sterling	295	401	21	9
Stonington	2,612	3,274	114	129
Stratford	5,940	7,309	148	154
Suffield	1,934	2,099	46	58
Thomaston	1,273	1,232	45	22
Thompson	922	1,315	69	63
Tolland	2,205	2,659	69	79
Torrington	4,432	5,382	148	129
Trumbull	6,124	5,259	131	133

Treasurer
Summarized by Town

	Republican Ross Garber	Democratic Denise L. Nappier	Concerned Citizens Timothy A. Knibbs	Libertarian Ken Mosher
Union	250	157	8	3
Vernon	3,514	5,014	147	152
Voluntown	294	401	11	19
Wallingford	5,339	7,688	168	181
Warren	254	217	13	12
Washington	668	713	26	22
Waterbury	8,246	12,376	478	193
Waterford	2,637	3,852	133	108
Watertown	3,853	3,335	107	68
West Hartford	8,385	14,773	210	192
West Haven	3,521	7,532	151	155
Westbrook	1,079	1,314	42	21
Weston	1,576	1,497	28	65
Westport	3,976	4,624	83	102
Wethersfield	4,169	5,640	116	93
Willington	760	1,062	31	34
Wilton	3,333	2,392	55	91
Winchester	1,213	1,742	36	41
Windham	1,346	3,279	84	98
Windsor	2,968	6,160	106	102
Windsor Locks	1,380	2,079	62	42
Wolcott	2,558	2,847	103	36
Woodbridge	1,353	1,884	39	30
Woodbury	2,106	1,540	34	41
Woodstock	1,252	1,229	46	45
	389,304	527,216	13,394	12,449

Plurality: 137,912

Comptroller

Summarized by Congressional District

	Republican Steven Mullins	Democratic Nancy Wyman	Libertarian Leonard H. Rasch			
CD 1	56,452	137,241	2,169			
CD 2	67,669	134,173	3,318			
CD 3	58,538	112,708	2,404			
CD 4	78,177	82,584	2,428			
CD 5	77,777	111,145	2,332			
	<hr/>	<hr/>	<hr/>	<hr/>	<hr/>	<hr/>
	338,613	577,851	12,651			

Plurality: 239,238

Comptroller
Summarized by County

	Republican Steven Mullins	Democratic Nancy Wyman	Libertarian Leonard H. Rasch
Fairfield	101,391	109,117	3,106
Hartford	74,385	169,326	2,652
Litchfield	25,501	33,867	875
Middlesex	16,888	34,527	762
New Haven	75,016	134,344	2,773
New London	23,015	47,228	1,336
Tolland	13,641	30,033	608
Windham	8,776	19,409	539
	<hr/> 338,613	<hr/> 577,851	<hr/> 12,651

Plurality: 239,238

Comptroller
Summarized by Town

	Republican Steven Mullins	Democratic Nancy Wyman	Libertarian Leonard H. Rasch
Andover	358	787	22
Ansonia	1,227	2,925	51
Ashford	374	1,088	24
Avon	3,127	3,716	65
Barkhamsted	544	753	16
Beacon Falls	809	1,054	37
Berlin	2,189	4,353	62
Bethany	799	1,153	33
Bethel	2,381	2,697	74
Bethlehem	717	742	20
Bloomfield	1,176	5,489	46
Bolton	783	1,226	20
Bozrah	291	654	18
Branford	2,909	5,775	109
Bridgeport	3,930	12,207	175
Bridgewater	378	355	9
Bristol	4,225	10,595	152
Brookfield	2,743	2,282	53
Brooklyn	597	1,284	31
Burlington	1,222	1,934	26
Canaan	123	253	14
Canterbury	561	990	30
Canton	1,316	2,088	33
Chaplin	236	472	13
Cheshire	3,852	5,865	103
Chester	421	1,042	15
Clinton	1,538	2,657	57
Colchester	1,401	3,007	56
Colebrook	218	385	13
Columbia	588	1,460	28
Cornwall	172	436	10
Coventry	1,072	2,660	59
Cromwell	1,420	2,999	43
Danbury	5,748	8,005	162
Darien	4,202	1,794	83
Deep River	539	1,138	26

Comptroller

Summarized by Town

	Republican Steven Mullins	Democratic Nancy Wyman	Libertarian Leonard H. Rasch
Derby	977	1,962	46
Durham	997	1,697	36
East Granby	715	1,025	21
East Haddam	1,014	1,945	46
East Hampton	1,174	2,494	60
East Hartford	2,761	8,493	127
East Haven	2,363	4,229	74
East Lyme	1,954	3,909	115
East Windsor	937	1,888	36
Eastford	279	373	9
Easton	1,435	1,048	43
Ellington	1,466	2,579	52
Enfield	3,728	8,088	162
Essex	1,126	1,585	53
Fairfield	8,249	8,018	252
Farmington	3,401	5,579	90
Franklin	208	483	9
Glastonbury	4,980	8,412	126
Goshen	532	582	12
Granby	1,635	2,068	62
Greenwich	9,342	6,086	233
Griswold	730	1,886	45
Groton	3,119	5,331	179
Guilford	2,798	4,699	93
Haddam	963	1,776	47
Hamden	4,268	11,143	199
Hampton	213	467	14
Hartford	1,509	12,695	141
Hartland	366	347	17
Harwinton	870	1,208	28
Hebron	1,158	1,981	49
Kent	447	622	11
Killingly	1,018	2,349	63
Killingworth	890	1,437	52
Lebanon	803	1,577	45
Ledyard	1,664	2,492	100

Comptroller
Summarized by Town

	Republican Steven Mullins	Democratic Nancy Wyman	Libertarian Leonard H. Rasch
Lisbon	360	890	16
Litchfield	1,486	1,873	44
Lyme	459	560	23
Madison	3,300	3,505	94
Manchester	4,924	11,591	220
Mansfield	852	3,599	73
Marlborough	815	1,550	27
Meriden	3,777	9,906	185
Middlebury	1,576	1,238	20
Middlefield	540	1,246	27
Middletown	2,818	8,428	178
Milford	5,783	8,934	195
Monroe	2,954	2,447	118
Montville	1,353	3,230	78
Morris	426	479	11
Naugatuck	2,769	4,204	102
New Britain	2,879	9,459	163
New Canaan	4,112	1,792	66
New Fairfield	2,403	1,794	64
New Hartford	937	1,476	37
New Haven	2,423	15,734	369
New London	1,055	3,183	98
New Milford	3,479	3,744	116
Newington	2,697	7,389	97
Newtown	3,941	3,839	147
Norfolk	205	408	15
North Branford	1,444	2,274	49
North Canaan	401	511	12
North Haven	3,536	4,670	87
North Stonington	695	914	31
Norwalk	8,066	10,103	231
Norwich	1,740	6,209	142
Old Lyme	1,266	1,968	39
Old Saybrook	1,669	2,290	56
Orange	2,357	2,564	41
Oxford	1,560	1,569	52

Comptroller
Summarized by Town

	Republican Steven Mullins	Democratic Nancy Wyman	Libertarian Leonard H. Rasch
Plainfield	1,067	2,525	53
Plainville	1,348	3,613	56
Plymouth	1,115	1,984	51
Pomfret	539	959	39
Portland	931	2,207	42
Preston	479	993	27
Prospect	1,416	1,441	41
Putnam	587	1,323	46
Redding	1,497	1,495	72
Ridgefield	4,201	3,396	158
Rocky Hill	1,806	3,990	58
Roxbury	501	466	23
Salem	430	853	30
Salisbury	549	938	16
Scotland	165	372	8
Seymour	1,685	2,267	66
Sharon	455	559	17
Shelton	5,645	5,691	175
Sherman	670	560	16
Simsbury	4,057	5,201	80
Somers	1,261	1,844	27
South Windsor	3,052	6,450	97
Southbury	4,044	3,415	71
Southington	4,508	9,021	148
Sprague	254	626	24
Stafford	1,140	2,821	54
Stamford	9,887	14,014	384
Sterling	249	466	16
Stonington	2,283	3,672	137
Stratford	5,694	7,482	166
Suffield	1,650	2,329	58
Thomaston	1,087	1,429	35
Thompson	784	1,514	64
Tolland	1,606	3,485	57
Torrington	3,575	6,281	163
Trumbull	5,842	5,560	131

Comptroller
Summarized by Town

	Republican Steven Mullins	Democratic Nancy Wyman	Libertarian Leonard H. Rasch
Union	111	213	3
Vernon	2,721	5,987	138
Voluntown	232	479	16
Wallingford	4,565	8,485	182
Warren	244	240	13
Washington	604	801	22
Waterbury	7,649	12,696	250
Waterford	2,239	4,312	108
Watertown	3,496	3,650	80
West Hartford	6,617	16,371	217
West Haven	3,593	7,579	157
Westbrook	848	1,586	24
Weston	1,468	1,573	65
Westport	3,692	4,834	141
Wethersfield	3,239	6,680	97
Willington	525	1,391	26
Wilton	3,289	2,400	97
Winchester	995	1,993	43
Windham	1,045	3,735	83
Windsor	2,424	6,513	115
Windsor Locks	1,082	2,399	53
Wolcott	2,291	3,086	40
Woodbridge	1,246	1,972	27
Woodbury	1,945	1,699	44
Woodstock	1,062	1,492	46
	<hr/> 338,613	<hr/> 577,851	<hr/> 12,651

Plurality: 239,238

Attorney General
Summarized by Congressional District

	Republican Martha Dean	Democratic Richard Blumenthal				
CD 1	62,633	139,252				
CD 2	70,923	140,997				
CD 3	52,600	128,489				
CD 4	67,318	102,356				
CD 5	77,400	121,257				
	<hr/> 330,874	<hr/> 632,351	<hr/>	<hr/>	<hr/>	<hr/>

Plurality: 301,477

Attorney General
Summarized by County

	Republican Martha Dean	Democratic Richard Blumenthal				
Fairfield	87,864	133,796				
Hartford	83,133	171,179				
Litchfield	25,342	37,510				
Middlesex	17,840	36,172				
New Haven	69,305	152,031				
New London	22,809	51,989				
Tolland	15,268	29,661				
Windham	9,313	20,013				
	<hr/> 330,874	<hr/> 632,351				

Plurality: 301,477

**Attorney General
Summarized by Town**

	Republican Martha Dean	Democratic Richard Blumenthal
Andover	374	780
Ansonia	1,127	3,529
Ashford	442	1,028
Avon	3,772	3,375
Barkhamsted	587	780
Beacon Falls	716	1,253
Berlin	2,382	4,530
Bethany	778	1,319
Bethel	2,155	3,167
Bethlehem	723	815
Bloomfield	1,380	5,502
Bolton	823	1,266
Bozrah	309	686
Branford	2,600	6,649
Bridgeport	3,946	13,081
Bridgewater	346	446
Bristol	4,402	10,996
Brookfield	2,434	2,864
Brooklyn	614	1,357
Burlington	1,307	1,986
Canaan	130	272
Canterbury	587	1,061
Canton	1,471	2,130
Chaplin	242	487
Cheshire	3,649	6,599
Chester	456	1,077
Clinton	1,428	2,945
Colchester	1,460	3,148
Colebrook	254	388
Columbia	683	1,474
Cornwall	180	462
Coventry	1,226	2,616
Cromwell	1,516	3,090
Danbury	5,432	8,960
Darien	3,637	2,763
Deep River	540	1,227

Attorney General**Summarized by Town**

	Republican Martha Dean	Democratic Richard Blumenthal
Derby	941	2,210
Durham	995	1,862
East Granby	809	998
East Haddam	1,150	1,961
East Hampton	1,464	2,439
East Hartford	3,032	8,648
East Haven	2,147	4,776
East Lyme	1,867	4,300
East Windsor	1,026	1,894
Eastford	290	378
Easton	1,256	1,355
Ellington	1,645	2,563
Enfield	4,073	8,283
Essex	1,082	1,750
Fairfield	7,067	10,251
Farmington	3,784	5,664
Franklin	189	537
Glastonbury	6,270	7,824
Goshen	520	665
Granby	1,777	2,111
Greenwich	7,785	8,862
Griswold	750	2,038
Groton	3,110	5,895
Guilford	2,606	5,301
Haddam	1,088	1,810
Hamden	3,965	12,324
Hampton	230	472
Hartford	1,847	12,570
Hartland	402	357
Harwinton	933	1,276
Hebron	1,294	2,018
Kent	428	687
Killingly	1,080	2,481
Killingworth	872	1,577
Lebanon	851	1,655
Ledyard	1,509	3,026

**Attorney General
Summarized by Town**

	Republican Martha Dean	Democratic Richard Blumenthal
Lisbon	364	948
Litchfield	1,517	2,073
Lyme	409	660
Madison	3,056	4,210
Manchester	5,494	11,694
Mansfield	1,064	3,524
Marlborough	953	1,525
Meriden	3,914	10,394
Middlebury	1,552	1,398
Middlefield	595	1,285
Middletown	3,097	8,703
Milford	4,961	10,612
Monroe	2,525	3,268
Montville	1,355	3,480
Morris	429	523
Naugatuck	2,641	4,879
New Britain	3,162	9,776
New Canaan	3,829	2,330
New Fairfield	2,184	2,223
New Hartford	1,061	1,473
New Haven	2,468	16,536
New London	1,106	3,550
New Milford	3,043	4,651
Newington	3,013	7,593
Newtown	3,592	4,638
Norfolk	233	421
North Branford	1,304	2,666
North Canaan	380	570
North Haven	3,103	5,510
North Stonington	586	1,165
Norwalk	6,987	11,895
Norwich	1,862	6,675
Old Lyme	1,181	2,194
Old Saybrook	1,652	2,525
Orange	1,909	3,319
Oxford	1,419	1,909

Attorney General

Summarized by Town

	Republican Martha Dean	Democratic Richard Blumenthal
Plainfield	1,109	2,652
Plainville	1,522	3,696
Plymouth	1,150	2,135
Pomfret	587	984
Portland	1,076	2,233
Preston	422	1,177
Prospect	1,343	1,689
Putnam	631	1,360
Redding	1,301	1,877
Ridgefield	3,874	4,068
Rocky Hill	2,034	4,085
Roxbury	470	546
Salem	452	887
Salisbury	507	1,057
Scotland	171	387
Seymour	1,468	2,794
Sharon	560	605
Shelton	4,747	7,329
Sherman	624	655
Simsbury	4,348	5,387
Somers	1,273	1,833
South Windsor	3,276	6,572
Southbury	3,741	3,991
Southington	4,649	9,460
Sprague	256	680
Stafford	1,292	2,796
Stamford	7,510	17,356
Sterling	271	482
Stonington	2,235	4,076
Stratford	4,545	8,993
Suffield	1,820	2,390
Thomaston	1,089	1,557
Thompson	810	1,596
Tolland	1,925	3,219
Torrington	3,692	6,762
Trumbull	4,779	7,225

Attorney General
Summarized by Town

	Republican Martha Dean	Democratic Richard Blumenthal
Union	109	224
Vernon	2,964	5,996
Voluntown	249	516
Wallingford	4,307	9,708
Warren	234	263
Washington	592	881
Waterbury	7,618	13,676
Waterford	2,287	4,696
Watertown	3,293	4,200
West Hartford	7,539	16,371
West Haven	2,751	8,880
Westbrook	829	1,688
Weston	1,346	1,915
Westport	3,331	5,722
Wethersfield	3,611	6,774
Willington	596	1,352
Wilton	2,978	2,999
Winchester	1,089	2,090
Windham	1,188	3,729
Windsor	2,811	6,521
Windsor Locks	1,167	2,467
Wolcott	2,193	3,484
Woodbridge	1,028	2,416
Woodbury	1,902	1,912
Woodstock	1,061	1,559
	<hr/> 330,874	<hr/> 632,351

Plurality: 301,477

Representative in Congress

1

	Republican Phil Steele	Democratic John B. Larson
Barkhamsted	663	690
Berlin	2,661	4,117
Bloomfield	1,394	5,444
Bristol	5,318	9,952
Colebrook	292	334
Cromwell	1,657	2,882
East Granby	824	957
East Hartford	3,127	8,943
East Windsor	1,052	1,910
Glastonbury part	3,353	5,863
Granby	1,939	1,936
Hartford	1,949	13,189
Hartland	457	291
Manchester	5,987	11,292
Middletown part	678	1,520
New Hartford	1,198	1,302
Newington	3,280	7,262
Portland	1,083	2,225
Rocky Hill	2,150	3,875
South Windsor	3,115	6,851
Southington	5,603	8,175
Torrington part	2,345	2,541
West Hartford	7,269	16,332
Wethersfield	3,845	6,479
Winchester	1,417	1,684
Windsor	2,886	6,464
Windsor Locks	1,426	2,188
	66,968	134,698

4 Votes for Registered Write-in Candidate Max F. Welch

Plurality: 67,730

18 Votes for Registered Write-in Candidate Miriam J. Masullo

Representative in Congress

2

	Republican Rob Simmons	Democratic Joe Courtney
Andover	613	594
Ashford	686	832
Bolton	1,190	911
Bozrah	576	448
Brooklyn	1,116	919
Canterbury	966	711
Chaplin	367	390
Chester	719	841
Clinton	2,547	1,891
Colchester	2,430	2,273
Columbia	1,079	1,093
Coventry	1,842	2,050
Deep River	917	874
Durham part	1,213	892
East Haddam	1,751	1,394
East Hampton	2,182	1,833
East Lyme	3,491	2,749
Eastford	424	255
Ellington	2,392	1,895
Enfield	6,490	6,071
Essex	1,684	1,168
Franklin	447	301
Glastonbury part	2,982	1,814
Griswold	1,480	1,434
Groton	5,273	4,122
Haddam	1,594	1,332
Hampton	365	363
Hebron	1,910	1,409
Killingly	1,949	1,719
Killingworth	1,399	1,061
Lebanon	1,414	1,141
Ledyard	2,958	1,680
Lisbon	744	637
Lyme	659	426
Madison	4,657	2,605
Mansfield	1,516	3,152

Representative in Congress

2

	Republican Rob Simmons	Democratic Joe Courtney
Marlborough	1,432	1,073
Montville	2,650	2,377
New London	1,988	2,889
North Stonington	1,205	614
Norwich	4,108	4,784
Old Lyme	2,052	1,386
Old Saybrook	2,582	1,644
Plainfield	2,036	1,881
Pomfret	940	653
Preston	1,011	667
Putnam	1,128	930
Salem	851	548
Scotland	307	262
Somers	2,064	1,217
Sprague	505	447
Stafford	2,166	2,010
Sterling	461	325
Stonington	4,149	2,546
Suffield	2,569	1,700
Thompson	1,395	1,122
Tolland	2,807	2,421
Union	227	106
Vernon	4,187	5,017
Voluntown	461	350
Waterford	3,894	3,315
Westbrook	1,491	1,009
Willington	967	1,013
Windham	2,076	3,070
Woodstock	1,703	1,018
	117,434	99,674

Plurality: 17,760

Representative in Congress

3

	Republican Richter Elser	Democratic Rosa L. DeLauro	Green Charles A. Pillsbury	
Ansonia	1,268	3,098	71	
Beacon Falls	761	1,163	77	
Bethany	767	1,187	161	
Branford	2,705	6,224	509	
Derby	958	2,134	95	
Durham	278	427	36	
East Haven	2,119	4,945	149	
Guilford	2,555	5,027	443	
Hamden	4,196	11,317	1,261	
Middlefield	542	1,277	72	
Middletown	2,427	6,617	604	
Milford	5,078	10,240	520	
Naugatuck	2,817	4,477	197	
New Haven	2,494	15,504	2,480	
North Branford	1,350	2,584	125	
North Haven	3,294	5,137	294	
Orange	1,968	3,149	174	
Prospect	1,412	1,571	46	
Seymour	1,694	2,516	104	
Shelton	1,123	1,665	73	
Stratford	4,862	9,003	275	
Wallingford	4,524	9,189	549	
Waterbury	1,675	2,161	94	
West Haven	2,791	8,736	462	
Woodbridge	1,099	2,209	179	
	54,757	121,557	9,050	

Plurality: 66,800

Representative in Congress

4

	Republican Christopher Shays	Democratic Stephanie H. Sanchez
Bridgeport	6,814	10,779
Darien	5,294	1,254
Easton	1,883	747
Fairfield	12,191	5,563
Greenwich	11,804	5,750
Monroe	4,461	1,398
New Canaan	4,876	1,376
Norwalk	12,058	7,739
Oxford	2,366	926
Redding	1,964	1,244
Ridgefield	5,270	2,857
Shelton part	6,726	2,401
Stamford	16,274	10,910
Trumbull	9,043	3,208
Weston	2,101	1,002
Westport	5,764	3,558
Wilton	4,308	1,779
	<hr/>	<hr/>
	113,197	62,491

7 Votes for Registered Write-in Candidate Carl E. Vassar

Plurality: 50,706

Representative in Congress

5

	Republican Nancy Johnson	Democratic Jim Maloney	Concerned Citizens Joseph A. Zdonczyk	Libertarian Walter J. Gengarely
Avon	4,743	2,390	55	46
Bethel	2,990	2,598	74	49
Bethlehem	973	576	39	23
Bridgewater	509	295	11	5
Brookfield	3,325	2,219	45	31
Burlington	2,069	1,265	38	14
Canaan	225	187	9	9
Canton	2,311	1,307	43	21
Cheshire	5,911	4,452	206	69
Cornwall	291	361	7	12
Danbury	7,201	8,102	139	89
Farmington	5,943	3,618	99	64
Goshen	799	375	15	12
Harwinton	1,407	787	53	25
Kent	636	495	15	4
Litchfield	2,363	1,268	65	36
Meriden	6,607	8,245	254	106
Middlebury	1,803	1,169	67	19
Morris	631	331	17	13
New Britain	7,244	7,094	272	78
New Fairfield	2,778	1,834	45	20
New Milford	5,056	2,988	107	66
Newtown	4,908	3,464	93	65
Norfolk	366	296	13	9
North Canaan	613	353	15	8
Plainville	2,671	2,629	115	34
Plymouth	1,844	1,475	70	26
Roxbury	630	395	15	10
Salisbury	817	789	24	9
Sharon	609	473	7	9
Sherman	823	497	10	7
Simsbury	6,480	3,267	94	52
Southbury	4,825	2,924	132	64
Thomaston	1,644	1,018	66	24
Torrington	part 3,043	2,478	160	52
Warren	326	174	14	8

Representative in Congress

5

	Republican Nancy Johnson	Democratic Jim Maloney	Concerned Citizens Joseph A. Zdonczyk	Libertarian Walter J. Gengarelly
Washington	876	628	10	11
Waterbury part	7,070	10,879	672	167
Watertown	4,788	2,786	241	67
Wolcott	3,009	2,742	214	36
Woodbury	2,469	1,393	69	34
	<hr/> 113,626	<hr/> 90,616	<hr/> 3,709	<hr/> 1,503

Plurality: 23,010

State Senator**1**

		Republican John M. Halstead	Democratic John W. Fonfara	Green S. Michael DeRosa			
Hartford	part	1,154	7,002	415			
Wethersfield	part	2,334	3,616	461			
		<u>3,488</u>	<u>10,618</u>	<u>876</u>			

Plurality: 7,130**State Senator****2**

		Republican Joseph Q. Fleeting	Democratic Eric D. Coleman				
Bloomfield	part	949	3,855				
Hartford	part	559	5,755				
Windsor	part	2,899	5,200				
		<u>4,407</u>	<u>14,810</u>				

Plurality: 10,403**State Senator****3**

		Republican Stephanie L. Labanowski	Democratic Gary D. LeBeau				
East Hartford		4,424	7,479				
East Windsor		1,249	1,656				
Ellington	part	1,573	1,609				
South Windsor		4,208	5,590				
		<u>11,454</u>	<u>16,334</u>				

Plurality: 4,880**State Senator****4**

		Republican David O. Odegard	Democratic Mary Ann Handley				
Bolton		812	1,245				
Glastonbury		5,203	8,572				
Manchester		5,738	11,320				
Marlborough		1,028	1,324				
		<u>12,781</u>	<u>22,461</u>				

Plurality: 9,680

State Senator

5

		Republican Douglas T. Putnam	Democratic Kevin B. Sullivan	Working Families Abraham J. Walker			
Bloomfield	part	597	1,349	24			
Burlington		1,128	2,134	28			
Farmington	part	2,966	5,093	81			
West Hartford		6,362	17,186	248			
		<u>11,053</u>	<u>25,762</u>	<u>381</u>			

Plurality: 14,709

State Senator

6

		Republican Thomas A. Bozek	Democratic Donald J. DeFronzo				
Berlin		3,808	3,338				
Farmington	part	600	530				
New Britain		6,066	8,485				
		<u>10,474</u>	<u>12,353</u>				

Plurality: 1,879

State Senator

7

		Republican John A. Kissel	Democratic John A. Reveruzzi				
East Granby		1,056	679				
Enfield		7,612	5,261				
Granby	part	1,633	1,052				
Somers		2,268	820				
Suffield		2,826	1,329				
Windsor	part	497	358				
Windsor Locks		2,277	1,374				
		<u>18,169</u>	<u>10,873</u>				

Plurality: 7,296

State Senator**8**

	Republican Thomas J. Herlihy	Democratic Kelvin Hecht	Green Thomas J. Seigny
Avon	4,470	2,338	167
Barkhamsted	819	452	60
Canton	2,049	1,140	305
Colebrook	359	222	30
Granby part	768	284	38
Hartland	506	189	47
Harwinton part	793	377	37
New Hartford	1,498	806	158
Norfolk	340	253	35
Simsbury	7,016	2,421	271
Torrington part	3,709	2,344	234
	<u>22,327</u>	<u>10,826</u>	<u>1,382</u>

Plurality: 11,501**State Senator****9**

	Republican Ken McClellan	Democratic Biagio Billy Ciotto
Cromwell	1,565	2,959
Middletown part	2,024	4,331
Newington	2,787	7,755
Rocky Hill	1,946	4,129
Wethersfield part	1,221	2,758
	<u>9,543</u>	<u>21,932</u>

Plurality: 12,389**State Senator****10**

	Republican	Democratic Toni N. Harp
New Haven part		9,101
West Haven part		3,185
		<u>12,286</u>

Plurality: 12,286

State Senator**11**

		Republican	Democratic			
		Ernest J. Diette, Jr.	Martin M. Looney			
Hamden	part	3,300	7,365			
New Haven	part	1,435	7,657			
		<u>4,735</u>	<u>15,022</u>			

Plurality: 10,287**State Senator****12**

		Republican	Democratic			
		William A. Aniskovich	Catherine S. Jackson			
Branford		5,216	4,258			
Durham		1,620	1,156			
Guilford		4,920	3,084			
Killingworth		1,366	1,031			
Madison		5,081	2,402			
North Branford		2,373	1,570			
		<u>20,576</u>	<u>13,501</u>			

Plurality: 7,075**State Senator****13**

		Republican	Democratic	Working Families		
		Joseph E. Bibisi	Thomas P. Gaffey	Linda L. Moore		
Cheshire	part	3,601	3,567	136		
Meriden		4,349	10,140	300		
Middlefield		792	1,059	26		
Middletown	part	2,494	2,791	135		
		<u>11,236</u>	<u>17,557</u>	<u>597</u>		

Plurality: 6,321

State Senator**14**

	Republican Win Smith Jr.	Democratic Andrew C. Testo				
Milford	9,959	5,848				
Orange	3,414	1,767				
West Haven part	3,661	3,652				
	<u>17,034</u>	<u>11,267</u>				

Plurality: 5,767**State Senator****15**

	Republican	Democratic Joan V. Hartley	Working Families Blair F. Bertaccini			
Naugatuck part		1,775	128			
Prospect		1,799	104			
Waterbury part		8,901	1,041			
		<u>12,475</u>	<u>1,273</u>			

Plurality: 11,202**State Senator****16**

	Republican Ann P. Dandrow	Democratic Christopher S. Murphy				
Cheshire part	1,387	1,290				
Southington	6,805	7,839				
Waterbury part	3,293	4,041				
Wolcott	2,885	2,783				
	<u>14,370</u>	<u>15,953</u>				

Plurality: 1,583

State Senator**17**

	Republican	Democratic Joe Crisco				
Ansonia		3,313				
Beacon Falls		1,210				
Bethany		1,438				
Derby		2,170				
Hamden	part	3,963				
Naugatuck	part	2,617				
Woodbridge		2,431				
		<u>17,142</u>				

Plurality: 17,142**State Senator****18**

	Republican Cathy Welles Cook	Democratic Michael J. Kindle	Green Penny L. Teal			
Griswold	1,474	1,228	92			
Groton	5,205	3,393	634			
North Stonington	1,160	499	85			
Plainfield	1,786	1,773	77			
Preston	1,055	479	46			
Sterling	452	260	24			
Stonington	4,045	1,960	485			
Voluntown	476	263	44			
	<u>15,653</u>	<u>9,855</u>	<u>1,487</u>			

Plurality: 5,798

State Senator

19

	Republican Peter A. Nystrom	Democratic Edith G. Prague					
Andover	523	697					
Bozrah	490	546					
Columbia	759	1,464					
Franklin	319	434					
Hebron	1,689	1,582					
Lebanon	979	1,589					
Ledyard	2,627	1,904					
Lisbon	633	736					
Montville	part 659	957					
Norwich	4,004	5,019					
Sprague	450	520					
	<hr/> 13,132	<hr/> 15,448					

Plurality: 2,316

State Senator

20

	Republican John Leahy	Democratic Melodie Peters					
East Lyme	2,534	3,690					
Montville	part 1,283	1,950					
New London	1,239	3,460					
Old Lyme	1,469	1,928					
Old Saybrook	part 1,228	1,448					
Salem	625	725					
Waterford	2,643	4,504					
	<hr/> 11,021	<hr/> 17,705					

Plurality: 6,684

State Senator**21**

		Republican George L. "Doc" Gunther	Democratic Jack Terceno				
Monroe	part	3,453	2,258				
Seymour	part	664	283				
Shelton		8,366	3,668				
Stratford	part	7,672	6,007				
		<u>20,155</u>	<u>12,216</u>				

Plurality: 7,939

State Senator**22**

		Republican Elaine S. Hammers	Democratic Bill Finch				
Bridgeport	part	2,927	6,143				
Monroe	part	1,612	1,253				
Trumbull		6,243	5,958				
		<u>10,782</u>	<u>13,354</u>				

Plurality: 2,572

State Senator**23**

		Republican Jerry A. Blackwell	Democratic Alvin W. Penn	Working Families Heather Partlow			
Bridgeport	part	1,816	6,366	246			
Stratford	part	330	890	6			
		<u>2,146</u>	<u>7,256</u>	<u>252</u>			

Plurality: 5,110

State Senator**24**

		Republican David J. Cappiello	Democratic				
Bethel	part	1,365					
Danbury		9,625					
New Fairfield		3,569					
Sherman		929					
		<u>15,488</u>					

Plurality: 15,488

State Senator 25

		Republican Robert L. Genuario	Democratic William Wrenn	Working Families A. Brian Petronella
Darien	part	3,296	862	32
Norwalk		10,781	8,415	308
		<hr/> 14,077	<hr/> 9,277	<hr/> 340

Plurality: 4,800

State Senator 26

		Republican Judith G. Freedman	Democratic
Bethel	part	2,116	
New Canaan	part	2,187	
Redding		2,233	
Ridgefield		6,084	
Weston	part	375	
Westport		6,048	
Wilton		4,644	
		<hr/> 23,687	

Plurality: 23,687

State Senator 27

		Republican Michael Fedele	Democratic Andrew J. McDonald
Darien	part	1,574	717
Stamford	part	8,606	10,765
		<hr/> 10,180	<hr/> 11,482

Plurality: 1,302

State Senator**28**

	Republican John McKinney	Democratic				
Easton	2,021					
Fairfield	12,822					
Newtown	6,030					
Weston	part 1,855					
	<u>22,728</u>					

Plurality: 22,728**State Senator****29**

	Republican	Democratic Donald E. Williams, Jr.	Working Families Deborah B. Noble			
Brooklyn		1,186	117			
Canterbury		987	133			
Killingly		2,083	207			
Mansfield		3,288	319			
Putnam		1,442	99			
Scotland		326	43			
Thompson		1,708	194			
Windham		3,268	452			
		<u>14,288</u>	<u>1,564</u>			

Plurality: 12,724

State Senator

30

	Republican Andrew Roraback	Democratic Robert L. Marconi				
Brookfield	3,218	1,973				
Canaan	292	115				
Cornwall	521	149				
Goshen	1,060	151				
Kent	796	331				
Litchfield	2,891	689				
Morris	746	214				
New Milford	5,073	2,445				
North Canaan	732	225				
Salisbury	1,203	418				
Sharon	845	250				
Torrington part	2,993	743				
Warren	377	125				
Washington	920	534				
Winchester	1,939	1,116				
	<u>23,606</u>	<u>9,478</u>				

Plurality: 14,128

State Senator

31

	Republican Andrew J. Kasznay, Jr.	Democratic Tom Colapietro				
Bristol	4,938	10,458				
Harwinton part	619	285				
Plainville	1,581	3,408				
Plymouth	1,357	1,873				
	<u>8,495</u>	<u>16,024</u>				

Plurality: 7,529

State Senator**32**

	Republican Louis C. DeLuca	Democratic Patricia L. Reilly
Bethlehem	1,043	496
Bridgewater	459	318
Middlebury	1,996	910
Oxford	2,139	1,121
Roxbury	628	397
Seymour part	1,669	1,438
Southbury	4,993	2,724
Thomaston	1,667	928
Watertown	4,842	2,712
Woodbury	2,703	1,193
	<hr/> 22,139	<hr/> 12,237

2 Votes for Registered Write-in Candidate John M. Joy

Plurality: 9,902**State Senator****33**

	Republican Anthony Chirico	Democratic Eileen M. Daily
Chester	531	1,011
Clinton	1,646	2,723
Colchester	1,637	2,913
Deep River	646	1,127
East Haddam	1,174	1,916
East Hampton	1,482	2,471
Essex	1,284	1,572
Haddam	1,197	1,693
Lyme	480	581
Old Saybrook part	644	806
Portland	1,085	2,151
Westbrook	869	1,659
	<hr/> 12,675	<hr/> 20,623

Plurality: 7,948

State Senator**34**

	Republican Leonard Fasano	Democratic Brian McDermott	Working Families Marie J. Guest
East Haven	3,807	3,278	84
North Haven	4,964	3,649	84
Wallingford	6,442	7,776	248
	<u>15,213</u>	<u>14,703</u>	<u>416</u>

Plurality: 510**State Senator****35**

	Republican Tony Guglielmo	Democratic Patrick J. Flaherty
Ashford	901	606
Chaplin	400	342
Coventry	1,589	2,305
Eastford	454	223
Ellington part	680	297
Hampton	412	304
Pomfret	1,053	525
Stafford	3,428	887
Tolland	3,680	1,550
Union	273	69
Vernon	5,725	3,354
Willington	1,355	628
Woodstock	1,824	859
	<u>21,774</u>	<u>11,949</u>

Plurality: 9,825**State Senator****36**

	Republican William H. Nickerson	Democratic
Greenwich	12,600	
New Canaan part	2,885	
Stamford part	4,960	
	<u>20,445</u>	

Plurality: 20,445

State Representative

1

		Republican	Democratic			
			Kenneth P. Green			
Bloomfield	part		1,875			
Hartford	part		2,075			
		<hr/>	<hr/>	<hr/>	<hr/>	<hr/>
			3,950			

Plurality: 3,950

State Representative

2

		Republican	Democratic	Independent		
		Hank Bielawa	Jason W. Bartlett	Robert Fand		
Bethel	part	1,704	1,607	146		
Danbury	part	1,094	1,089	33		
Redding	part	765	404	13		
		<hr/>	<hr/>	<hr/>	<hr/>	<hr/>
		3,563	3,100	192		

Plurality: 463

State Representative

3

		Republican	Democratic			
			Minnie Gonzalez			
Hartford	part		1,917			
		<hr/>	<hr/>	<hr/>	<hr/>	<hr/>
			1,917			

Plurality: 1,917

State Representative

4

		Republican	Democratic			
		Aldo P. Provera, Jr.	Evelyn C. Mantilla			
Hartford	part	183	1,335			
		<hr/>	<hr/>	<hr/>	<hr/>	<hr/>
		183	1,335			

Plurality: 1,152

State Representative 5

		Republican	Democratic				
		Mark A. Sidell	Marie Lopez Kirkley-Bey				
Hartford	part	203	2,060	_____	_____	_____	_____
		<u>203</u>	<u>2,060</u>				

Plurality: 1,857

State Representative 6

		Republican	Democratic				
		Michael R. McKeon	Art J. Feltman				
Hartford	part	651	2,678	_____	_____	_____	_____
		<u>651</u>	<u>2,678</u>				

Plurality: 2,027

State Representative 7

		Republican	Democratic				
		Walter R. Butler	Annette Wheeler Carter				
Hartford	part	227	2,700	_____	_____	_____	_____
		<u>227</u>	<u>2,700</u>				

Plurality: 2,473

State Representative 8

		Republican	Democratic				
		Robert J. Kleinhans	Joan A. Lewis				
Columbia		905	1,180				
Coventry		1,388	2,437				
Vernon	part	1,521	998	_____	_____	_____	_____
		<u>3,814</u>	<u>4,615</u>				

Plurality: 801

State Representative

9

		Republican Ron Osella	Democratic Christopher R. Stone				
East Hartford	part	619	1,780				
Glastonbury	part	1,275	2,317				
Manchester	part	1,779	2,154				
		<u>3,673</u>	<u>6,251</u>				

Plurality: 2,578

State Representative

10

		Republican Donald H. Pitkin	Democratic Melody A. Currey	Working Families Linn T. Miller			
East Hartford	part	1,451	3,722	100			
		<u>1,451</u>	<u>3,722</u>	<u>100</u>			

Plurality: 2,271

State Representative

11

		Republican George J. Franek, Jr.	Democratic Michael A. Christ				
East Hartford	part	1,561	2,667				
South Windsor	part	216	226				
		<u>1,777</u>	<u>2,893</u>				

Plurality: 1,116

State Representative

12

		Republican Nancy Kennedy Pilver	Democratic Ryan P. Barry				
Manchester	part	3,123	4,583				
		<u>3,123</u>	<u>4,583</u>				

Plurality: 1,460

State Representative 13

		Republican Tim Becker	Democratic John W. Thompson				
Manchester	part	2,292	3,374				
		<u>2,292</u>	<u>3,374</u>				

Plurality: 1,082

State Representative 14

		Republican Tim Moriarty	Democratic Nancy E. Kerensky	Working Families Gary E. Waterhouse			
South Windsor	part	3,580	6,034	128			
		<u>3,580</u>	<u>6,034</u>	<u>128</u>			

Plurality: 2,454

State Representative 15

		Republican Ronald C. Eleveld	Democratic Faith McMahon				
Bloomfield	part	1,160	3,572				
Windsor	part	1,220	2,271				
		<u>2,380</u>	<u>5,843</u>				

Plurality: 3,463

State Representative 16

		Republican Robert Heagney	Democratic				
Simsbury		7,259					
		<u>7,259</u>					

Plurality: 7,259

State Representative 17

		Republican Kevin Witkos	Democratic Jessie Stratton				
Avon	part	2,845	3,047				
Canton		1,974	1,734				
		<u>4,819</u>	<u>4,781</u>				

Plurality: 38

State Representative 18

		Republican Bill Keany	Democratic Andrew M. Fleischmann	
West Hartford	part	2,185	6,255	
		<u>2,185</u>	<u>6,255</u>	

Plurality: 4,070

State Representative 19

		Republican Robert Farr	Democratic Jack S. Opinsky	
Avon	part	801	419	
Farmington	part	516	203	
West Hartford	part	4,636	3,435	
		<u>5,953</u>	<u>4,057</u>	

Plurality: 1,896

State Representative 20

		Republican Joseph Verrengia	Democratic David McCluskey	
West Hartford	part	3,627	3,829	
		<u>3,627</u>	<u>3,829</u>	

Plurality: 202

State Representative 21

		Republican Chick Pritchard	Democratic Demetrios Giannaros	
Farmington	part	3,658	5,315	
		<u>3,658</u>	<u>5,315</u>	

Plurality: 1,657

State Representative 22

		Republican Anthony A. Cane	Democratic Elizabeth "Betty" Boukus				
Bristol	part	96	229				
New Britain	part	282	578				
Plainville		1,284	4,027				
		<u>1,662</u>	<u>4,834</u>				

Plurality: 3,172

State Representative 23

		Republican Marilyn Giuliani	Democratic Jeremiah Donovan				
Lyme		596	479				
Old Lyme		1,974	1,408				
Old Saybrook		2,361	1,899				
Westbrook	part	613	480				
		<u>5,544</u>	<u>4,266</u>				

Plurality: 1,278

State Representative 24

		Republican Mary Lou Sanders	Democratic Tim O'Brien				
New Britain	part	1,428	2,993				
Newington	part	299	666				
		<u>1,727</u>	<u>3,659</u>				

Plurality: 1,932

State Representative 25

		Republican Ted Mancini	Democratic John C. Geragosian				
New Britain	part	881	2,029				
		<u>881</u>	<u>2,029</u>				

Plurality: 1,148

State Representative**26**

		Republican Anthony J. Tercyak	Democratic Mark H. Bernacki			
New Britain	part	2,663	2,272	_____	_____	_____
		<u>2,663</u>	<u>2,272</u>	_____	_____	_____

Plurality: 391**State Representative****27**

		Republican Robert C. Schatz	Democratic Sandy Nafis			
Newington	part	2,136	6,410	_____	_____	_____
		<u>2,136</u>	<u>6,410</u>	_____	_____	_____

Plurality: 4,274**State Representative****28**

		Republican	Democratic Paul R. Doyle	Petitioning Candidate Joseph Leone		
Wethersfield	part	_____	6,697	387	_____	_____
		_____	<u>6,697</u>	<u>387</u>	_____	_____

Plurality: 6,310**State Representative****29**

		Republican Lori Massey Littmann	Democratic Antonio "Tony" Guerrera			
Newington	part	485	486	_____	_____	_____
Rocky Hill		3,081	3,243	_____	_____	_____
Wethersfield	part	546	523	_____	_____	_____
		<u>4,112</u>	<u>4,252</u>	_____	_____	_____

Plurality: 140

State Representative 30

		Republican Bob Peters	Democratic Fred Joetner	Working Families Lindsey D. Ellis			
Berlin	part	2,065	2,298	29			
Southington	part	2,095	1,708	135			
		<u>4,160</u>	<u>4,006</u>	<u>164</u>			

Plurality: 154

State Representative 31

		Republican Sonya (Sonny) Googins	Democratic Sheenu Srinivasan				
Glastonbury	part	6,816	3,627				
		<u>6,816</u>	<u>3,627</u>				

Plurality: 3,189

State Representative 32

		Republican Mertie L. Terry	Democratic Jim O'Rourke				
Cromwell		1,950	2,719				
Middletown	part	70	198				
Portland		1,064	2,284				
		<u>3,084</u>	<u>5,201</u>				

Plurality: 2,117

State Representative 33

		Republican James R. Marhevka	Democratic Joseph C. Serra	Libertarian Vincent J. Marotta	Petitioning Candidate David P. Bauer		
Middletown	part	2,095	3,313	125	242		
		<u>2,095</u>	<u>3,313</u>	<u>125</u>	<u>242</u>		

Plurality: 1,218

State Representative

34

	Republican Robert J. Nolan	Democratic Gail K. Hamm					
East Hampton	1,558	2,418					
Middletown part	836	1,503					
	<u>2,394</u>	<u>3,921</u>					

Plurality: 1,527

State Representative

35

	Republican Sidney J. Holbrook	Democratic Brian J. O'Connor					
Clinton	2,035	2,466					
Killingworth	1,123	1,327					
Westbrook part	606	833					
	<u>3,764</u>	<u>4,626</u>					

Plurality: 862

State Representative

36

	Republican Amy A. S. Craig	Democratic James Field Spallone					
Chester	544	977					
Deep River	711	1,072					
Essex	1,315	1,507					
Haddam	1,513	1,312					
	<u>4,083</u>	<u>4,868</u>					

Plurality: 785

State Representative

37

	Republican Christopher M. Barrett	Democratic Gary Orefice					
East Lyme	1,819	4,380					
Salem	514	809					
	<u>2,333</u>	<u>5,189</u>					

Plurality: 2,856

State Representative 38

		Republican G. Brian Vachris	Democratic Andrea L. Stillman				
Montville	part	394	693				
Waterford		2,179	4,937				
		<u>2,573</u>	<u>5,630</u>				

Plurality: 3,057

State Representative 39

		Republican Jason L. Catala	Democratic Wade A. Hyslop, Jr.	Working Families Samuel A. Cutler			
New London	part	1,176	2,215	133			
		<u>1,176</u>	<u>2,215</u>	<u>133</u>			

Plurality: 1,039

State Representative 40

		Republican Harry A. Watson	Democratic Edward E. Moukawsher				
Groton	part	1,587	1,740				
New London	part	581	799				
		<u>2,168</u>	<u>2,539</u>				

Plurality: 371

State Representative 41

		Republican Lenny T. Winkler	Democratic				
Groton	part	4,307					
		<u>4,307</u>					

Plurality: 4,307

State Representative 42

		Republican Bob Congdon	Democratic Mary K. McGrattan
Ledyard		2,140	2,507
Montville	part	384	540
Preston		1,111	583
		<hr/> 3,635	<hr/> 3,630

Plurality: 5

State Representative 43

		Republican Diana S. Urban	Democratic
North Stonington		1,362	
Stonington		4,640	
		<hr/> 6,002	

Plurality: 6,002

State Representative 44

		Republican Michael A. Caron	Democratic Dale P. Clark
Killingly	part	1,476	940
Plainfield	part	1,489	979
Sterling		319	482
		<hr/> 3,284	<hr/> 2,401

Plurality: 883

State Representative 45

		Republican Mike Zelasky	Democratic Steven Mikutel
Griswold		882	2,060
Lisbon		697	683
Plainfield	part	487	886
Voluntown		297	511
		<hr/> 2,363	<hr/> 4,140

Plurality: 1,777

State Representative 46

	Republican	Democratic Melissa Olson				
Norwich	part		3,540			
			<u>3,540</u>			
Plurality: 3,540						

State Representative 47

	Republican Andrew A. Magwood	Democratic Jack Malone				
Canterbury	694	878				
Norwich	part	937	2,679			
Scotland	208	330				
Sprague	314	612				
	<u>2,153</u>	<u>4,499</u>				
Plurality: 2,346						

State Representative 48

	Republican Carl Bulgini	Democratic Linda A. Orange				
Colchester	1,927	2,749				
East Haddam	1,398	1,732				
	<u>3,325</u>	<u>4,481</u>				
Plurality: 1,156						

State Representative 49

	Republican Tom Miller	Democratic Walter M. Pawelkiewicz				
Windham	1,823	3,255				
	<u>1,823</u>	<u>3,255</u>				
Plurality: 1,432						

State Representative 50

	Republican Mike Alberts	Democratic Jefferson B. Davis				
Brooklyn	802	1,196				
Eastford	366	306				
Hampton	287	433				
Pomfret	654	967				
Woodstock	1,525	1,197				
	<hr/> 3,634	<hr/> 4,099				

Plurality: 465

State Representative 51

	Republican	Democratic Shawn T. Johnston				
Killingly part		860				
Putnam		1,545				
Thompson		1,789				
		<hr/> 4,194				

Plurality: 4,194

State Representative 52

	Republican Penny Bacchiochi	Democratic John D. Mordasky				
Somers	2,133	1,220				
Stafford	2,539	1,912				
Union	174	179				
	<hr/> 4,846	<hr/> 3,311				

Plurality: 1,535

State Representative 53

	Republican	Democratic Michael J. Cardin	Working Families Patrick John Mullen			
Ashford		1,004	56			
Tolland		3,281	245			
Willington		1,254	123			
		<hr/> 5,539	<hr/> 424			

Plurality: 5,115

State Representative 54

	Republican John B. Thacher III	Democratic Denise Merrill				
Chaplin	252	456				
Mansfield	934	3,503				
	<u>1,186</u>	<u>3,959</u>				

Plurality: 2,773

State Representative 55

	Republican Pamela Z. Sawyer	Democratic				
Andover	862					
Bolton	1,598					
Hebron	2,467					
Marlborough	1,833					
	<u>6,760</u>					

Plurality: 6,760

State Representative 56

	Republican Jason McCoy	Democratic Claire Janowski	Petitioning Candidate Peter J. Tracey			
Vernon part	2,721	3,596	243			
	<u>2,721</u>	<u>3,596</u>	<u>243</u>			

Plurality: 875

State Representative 57

	Republican	Democratic Ted C. Graziani	Working Families Edward J. Zimnoch			
East Windsor		1,831	212			
Ellington		2,738	200			
		<u>4,569</u>	<u>412</u>			

Plurality: 4,157

State Representative

58

		Republican	Democratic			
		Kathleen M. Tallarita				
Enfield	part		4,003			
			<u>4,003</u>			
Plurality: 4,003						

State Representative

59

		Republican	Democratic	Working Families		
		Stephen M. Jarmoc Richard George Sweet				
Enfield	part		4,322	289		
			<u>4,322</u>	<u>289</u>		
Plurality: 4,033						

State Representative

60

		Republican	Democratic	Green		
		Douglas A. Hamilton	Peggy Sayers	Peter R. Magistri		
Windsor	part	916	1,756	270		
Windsor Locks		1,646	1,954	184		
		<u>2,562</u>	<u>3,710</u>	<u>454</u>		
Plurality: 1,148						

State Representative

61

		Republican	Democratic	Working Families		
		Ruth C. Fahrbach		James J. Carone, Sr.		
East Granby	part	90		9		
Suffield		3,012		167		
Windsor	part	1,751		145		
		<u>4,853</u>		<u>321</u>		
Plurality: 4,532						

State Representative 62

		Republican Richard F. Ferrari	Democratic	Working Families Paul J. Nyerick	
Barkhamsted	part	297		18	
East Granby	part	1,165		76	
Granby		2,729		173	
New Hartford		1,625		118	
		5,816		385	

Plurality: 5,431

State Representative 63

		Republican David A. Cappabianca	Democratic George M. Wilber	Working Families Cynthia E. Vines	
Barkhamsted	part	495	431	14	
Canaan		160	228	13	
Colebrook		219	456	9	
Hartland		410	321	26	
Norfolk		284	375	9	
North Canaan		426	536	10	
Winchester		1,676	1,533	75	
		3,670	3,880	156	

Plurality: 210

State Representative 64

		Republican John M. Morris	Democratic Roberta B. Willis		
Cornwall		184	469		
Goshen		727	456		
Salisbury		414	1,211		
Sharon		429	671		
Torrington	part	2,183	2,136		
		3,937	4,943		

Plurality: 1,006

State Representative

65

		Republican Anne L. Ruwet	Democratic John S. Kovalski			
Torrington	part	3,236	3,235	_____	_____	_____
		<u>3,236</u>	<u>3,235</u>	_____	_____	_____

Plurality: 1

State Representative

66

		Republican Craig Miner	Democratic	Working Families Dennis B. O'Neil			
Bethlehem		1,062		106	_____	_____	
Litchfield	part	2,337		161	_____	_____	
Morris		708		42	_____	_____	
Warren		352		42	_____	_____	
Woodbury	part	2,336		142	_____	_____	
		<u>6,795</u>	_____	<u>493</u>	_____	_____	

Plurality: 6,302

State Representative

67

		Republican Clark J. Chapin	Democratic	Green John R. Battista			
New Milford	part	4,239		1,892	_____	_____	
		<u>4,239</u>	_____	<u>1,892</u>	_____	_____	

Plurality: 2,347

State Representative

68

		Republican Brian J. Flaherty	Democratic Sean Butterly	Working Families Salvatore Luciano			
Watertown		5,410	2,302	140	_____	_____	
Woodbury	part	219	146	0	_____	_____	
		<u>5,629</u>	<u>2,448</u>	<u>140</u>	_____	_____	

Plurality: 3,181

State Representative 69

	Republican Arthur J. O'Neill	Democratic Bob Tendler				
Bridgewater	511	271				
Roxbury	648	374				
Southbury part	4,128	2,272				
Washington	883	569				
	<u>6,170</u>	<u>3,486</u>				

Plurality: 2,684

State Representative 70

	Republican Kevin M. DelGobbo	Democratic Thomas F. Lynch	Working Families Harry R. Soucy			
Naugatuck part	4,532	1,079	86			
	<u>4,532</u>	<u>1,079</u>	<u>86</u>			

Plurality: 3,453

State Representative 71

	Republican Anthony J. D'Amelio	Democratic Raymond J. Savoy				
Middlebury	1,938	932				
Waterbury part	3,462	1,428				
	<u>5,400</u>	<u>2,360</u>				

Plurality: 3,040

State Representative 72

	Republican Martin Spring	Democratic Reginald G. Bearnon				
Waterbury part	911	2,419				
	<u>911</u>	<u>2,419</u>				

Plurality: 1,508

State Representative

73

		Republican Joseph Gomes	Democratic Jeffrey J. Berger				
Waterbury	part	2,165	3,580	_____	_____	_____	_____
		<u>2,165</u>	<u>3,580</u>				

Plurality: 1,415

State Representative

74

		Republican Selim Noujaim	Democratic Sergio Longo				
Waterbury	part	3,508	1,954	_____	_____	_____	_____
		<u>3,508</u>	<u>1,954</u>				

Plurality: 1,554

State Representative

75

		Republican Michael Gimmelli	Democratic Thomas F. Conway				
Waterbury	part	755	1,888	_____	_____	_____	_____
		<u>755</u>	<u>1,888</u>				

Plurality: 1,133

State Representative

76

		Republican John E. Piscopo	Democratic Robert M. Sussdorff				
Burlington		1,977	1,282				
Harwinton		1,558	602				
Litchfield	part	383	135				
Thomaston		2,100	605				
		<u>6,018</u>	<u>2,624</u>				

Plurality: 3,394

State Representative 77

		Republican Michael J. Uchalid	Democratic Roger B. Michele				
Bristol	part	1,868	5,009	_____	_____	_____	_____
		<u>1,868</u>	<u>5,009</u>				

Plurality: 3,141

State Representative 78

		Republican William A. Hamzy	Democratic				
Bristol	part	2,003		_____	_____	_____	_____
Plymouth		2,329		_____	_____	_____	_____
		<u>4,332</u>					

Plurality: 4,332

State Representative 79

		Republican Derek R. Jerome, Sr.	Democratic Kosta Diamantis				
Bristol	part	1,679	3,580	_____	_____	_____	_____
		<u>1,679</u>	<u>3,580</u>				

Plurality: 1,901

State Representative 80

		Republican Dennis H. Cleary	Democratic John "Corky" Mazurek				
Southington	part	1,082	1,344	_____	_____	_____	_____
Wolcott		2,696	3,245	_____	_____	_____	_____
		<u>3,778</u>	<u>4,589</u>				

Plurality: 811

State Representative 81

		Republican Victoria Triano	Democratic Bruce "Zeke" Zalaski				
Southington	part	3,824	4,109	_____	_____	_____	_____
		<u>3,824</u>	<u>4,109</u>				

Plurality: 285

State Representative

82

		Republican John Maier	Democratic Emil "Buddy" Altobello	Libertarian Arlene Dunlop			
Meriden	part	2,317	4,195	158			
		<u>2,317</u>	<u>4,195</u>	<u>158</u>			
Plurality: 1,878							

State Representative

83

		Republican Tom Estabrook	Democratic Jim Abrams				
Berlin	part	1,054	1,360				
Meriden	part	1,307	2,963				
		<u>2,361</u>	<u>4,323</u>				
Plurality: 1,962							

State Representative

84

		Republican Thomas Greene	Democratic Christopher G. Donovan				
Meriden	part	859	2,626				
		<u>859</u>	<u>2,626</u>				
Plurality: 1,767							

State Representative

85

		Republican Mary M. Mushinsky	Democratic Mary M. Mushinsky				
Wallingford	part		4,763				
			<u>4,763</u>				
Plurality: 4,763							

State Representative 86

		Republican Robert M. Ward	Democratic				
East Haven	part	784					
North Branford		2,697					
Wallingford	part	467					
		<hr/> 3,948					

Plurality: 3,948

State Representative 87

		Republican Michael O. Peterson	Democratic Steve Fontana				
North Haven		3,723	5,056				
		<hr/> 3,723	<hr/> 5,056				

Plurality: 1,333

State Representative 88

		Republican	Democratic J. Brendan Sharkey				
Hamden	part		4,368				
			<hr/> 4,368				

Plurality: 4,368

State Representative 89

		Republican	Democratic Vickie Orsini Nardello				
Bethany			1,407				
Cheshire	part		2,251				
Prospect			2,016				
			<hr/> 5,674				

Plurality: 5,674

State Representative 90

		Republican	Democratic Mary G. Fritz				
Cheshire	part		1,646				
Wallingford	part		3,303				
			<u>4,949</u>				

Plurality: 4,949

State Representative 91

		Republican	Democratic Peter F. Villano	Green Simone A. Mason			
Hamden	part		3,875	871			
			<u>3,875</u>	<u>871</u>			

4 Votes for Registered Write-in Candidate Abelardo J. Arias

Plurality: 3,004

State Representative 92

		Republican	Democratic Patricia A. Dillon				
New Haven	part		3,826				
			<u>3,826</u>				

Plurality: 3,826

State Representative 93

		Republican	Democratic Toni E. Walker				
New Haven	part		2,389				
			<u>2,389</u>				

Plurality: 2,389

State Representative 94

		Republican	Democratic William R. Dyson				
New Haven	part		2,662				
			<u>2,662</u>				

Plurality: 2,662

State Representative 95

		Republican Duffy Acevedo	Democratic Juan R. Candelaria			
New Haven	part	349	2,194	_____	_____	_____
		<u>349</u>	<u>2,194</u>	_____	_____	_____

261 Votes for Registered Write-in Candidate Raul A. Avila

Plurality: 1,845

State Representative 96

		Republican Joseph J. Bango	Democratic Cameron C. Staples			
Hamden	part	1,005	1,770	_____	_____	_____
New Haven	part	351	2,127	_____	_____	_____
		<u>1,356</u>	<u>3,897</u>	_____	_____	_____

Plurality: 2,541

State Representative 97

		Republican	Democratic Robert Megna			
New Haven	part	_____	2,946	_____	_____	_____
		_____	<u>2,946</u>	_____	_____	_____

Plurality: 2,946

State Representative 98

		Republican	Democratic Patricia M. Widlitz			
Branford	part	_____	1,537	_____	_____	_____
Guilford	part	_____	4,296	_____	_____	_____
		_____	<u>5,833</u>	_____	_____	_____

Plurality: 5,833

State Representative 99

		Republican Anthony J. Trimachi	Democratic Mike Lawlor	Working Families Richard W. Johnson		
East Haven	part	2,188	3,531	100	_____	_____
		<u>2,188</u>	<u>3,531</u>	<u>100</u>	_____	_____

Plurality: 1,343

State Representative**100**

		Republican Raymond C. Kalinowski	Democratic Theodore V. Racaka				
Durham		1,821	1,098				
Middlefield		1,147	798				
Middletown	part	1,490	2,160				
		<u>4,458</u>	<u>4,056</u>				

Plurality: 402**State Representative****101**

		Republican Peter Metz	Democratic				
Guilford	part	1,002					
Madison		5,335					
		<u>6,337</u>					

Plurality: 6,337**State Representative****102**

		Republican Carol Bryan	Democratic Peter J. Panaroni, Jr.				
Branford	part	2,240	4,747				
		<u>2,240</u>	<u>4,747</u>				

Plurality: 2,507**State Representative****103**

		Republican Alfred Adinolfi	Democratic Matt Hall				
Cheshire	part	2,081	2,383				
Hamden	part	915	779				
Wallingford	part	1,127	765				
		<u>4,123</u>	<u>3,927</u>				

Plurality: 196

State Representative 104

		Republican Brad R. Tobin	Democratic Vincent J. Tonucci				
Ansonia	part	1,141	2,037				
Derby	part	354	939				
		<hr/> 1,495	<hr/> 2,976				

Plurality: 1,481

State Representative 105

		Republican Len Greene	Democratic John J. Harkins Jr.				
Ansonia	part	67	195				
Beacon Falls		1,506	527				
Seymour		2,643	1,581				
		<hr/> 4,216	<hr/> 2,303				

Plurality: 1,913

State Representative 106

		Republican Julia B. Wasserman	Democratic	Independent Joseph J. D'Agostino			
Newtown	part	5,435		686			
		<hr/> 5,435		<hr/> 686			

Plurality: 4,749

State Representative 107

		Republican David A. Scribner	Democratic				
Bethel	part	1,419					
Brookfield		3,986					
		<hr/> 5,405					

Plurality: 5,405

State Representative 108

	Republican Mary Ann Carson	Democratic				
Kent	752					
New Fairfield part	3,254					
New Milford part	884					
Sherman	962					
	<u>5,852</u>					

Plurality: 5,852

State Representative 109

	Republican Mary Gianfranceschi Saracino	Democratic Lew Wallace	Independent Thomas E. Bennett			
Danbury part	1,708	2,737	53			
	<u>1,708</u>	<u>2,737</u>	<u>53</u>			

Plurality: 1,029

State Representative 110

	Republican Gregg W. Seabury	Democratic Bob Godfrey				
Danbury part	1,102	1,651				
	<u>1,102</u>	<u>1,651</u>				

Plurality: 549

State Representative 111

	Republican John H. Frey	Democratic				
Ridgefield	6,430					
	<u>6,430</u>					

Plurality: 6,430

State Representative 112

		Republican DebraLee Hovey	Democratic	Petitioning Candidate John S. Lesko			
Monroe		3,489		1,780			
Newtown	part	534		200			
		<u>4,023</u>		<u>1,980</u>			

Plurality: 2,043

State Representative 113

		Republican Richard O. Belden	Democratic James E. Oraziotti	Working Families William A. McGuire			
Shelton	part	4,351	2,115	363			
		<u>4,351</u>	<u>2,115</u>	<u>363</u>			

Plurality: 2,236

State Representative 114

		Republican Themis Klarides	Democratic				
Derby	part	1,355					
Orange	part	2,048					
Woodbridge		2,318					
		<u>5,721</u>					

Plurality: 5,721

State Representative 115

		Republican	Democratic Stephen D. Dargan				
West Haven	part		3,888				
			<u>3,888</u>				

1 Votes for Registered Write-in Candidate Kelly Sawyer

Plurality: 3,887

State Representative

116

		Republican	Democratic	Reform			
			Louis P. Esposito, Jr.	Curtis O. Jordan			
West Haven	part		2,868	415			
			<u>2,868</u>	<u>415</u>			
					Plurality: 2,453		

State Representative

117

		Republican	Democratic				
		Ray Collins					
Milford	part	1,707					
Orange	part	1,649					
West Haven	part	1,689					
		<u>5,045</u>					
					Plurality: 5,045		

State Representative

118

		Republican	Democratic				
			James A. Amann				
Milford	part		4,677				
			<u>4,677</u>				
					Plurality: 4,677		

State Representative

119

		Republican	Democratic				
		Walter Farley	Richard F. Roy				
Milford	part	2,594	4,519				
		<u>2,594</u>	<u>4,519</u>				
					Plurality: 1,925		

State Representative

120

		Republican	Democratic				
		John A. Harkins	Robert P. Bradley				
Stratford	part	4,605	2,122				
		<u>4,605</u>	<u>2,122</u>				
					Plurality: 2,483		

State Representative 121

		Republican Jennifer M. F. Hillgen	Democratic Terry Backer				
Stratford	part	2,089	3,119	_____	_____	_____	_____
		<u>2,089</u>	<u>3,119</u>				
Plurality: 1,030							

State Representative 122

		Republican Lawrence G. Miller	Democratic Arlene Liscinsky				
Shelton	part	2,871	2,484				
Stratford	part	1,446	821				
		<u>4,317</u>	<u>3,305</u>				
Plurality: 1,012							

State Representative 123

		Republican T. R. Rowe	Democratic Stacy Lynn Werner				
Trumbull	part	5,475	2,963	_____	_____	_____	_____
		<u>5,475</u>	<u>2,963</u>				
Plurality: 2,512							

State Representative 124

		Republican Juan Hernandez	Democratic Ernest E. Newton II	Working Families Donald L. Graham			
Bridgeport	part	703	2,093	79	_____	_____	_____
		<u>703</u>	<u>2,093</u>	<u>79</u>			
Plurality: 1,390							

State Representative 125

		Republican John W. Hetherington	Democratic	Petitioning Candidate James J. Mabe			
New Canaan	part	4,339		148	_____	_____	_____
Wilton	part	1,172		46			
		<u>5,511</u>		<u>194</u>			
Plurality: 5,317							

		State Representative		126	
		Republican	Democratic		
		Will Smith	Christopher L. Caruso		
Bridgeport	part	603	3,253	_____	_____
		<u>603</u>	<u>3,253</u>	_____	_____
Plurality: 2,650					

		State Representative		127	
		Republican	Democratic		
		Acacio Vaz	Jacqueline M. Cocco		
Bridgeport	part	938	3,145	_____	_____
		<u>938</u>	<u>3,145</u>	_____	_____
Plurality: 2,207					

		State Representative			128	
		Republican	Democratic	Working Families		
		Ramona Marquez	Lydia N. Martinez	Elizabeth M. Ratliff		
Bridgeport	part	218	1,213	37	_____	_____
		<u>218</u>	<u>1,213</u>	<u>37</u>	_____	_____
Plurality: 995						

		State Representative		129	
		Republican	Democratic		
		Donna Curran	Robert T. Keeley, Jr.		
Bridgeport	part	1,512	2,080	_____	_____
		<u>1,512</u>	<u>2,080</u>	_____	_____
Plurality: 568					

		State Representative			130	
		Republican	Democratic	Working Families		
		Jose L. Quiroga	Felipe Reinoso	Janiese Void		
Bridgeport	part	369	1,575	65	_____	_____
		<u>369</u>	<u>1,575</u>	<u>65</u>	_____	_____
Plurality: 1,206						

State Representative 131

		Republican David K. Labriola	Democratic Kate Cosgrove				
Naugatuck	part	1,540	684				
Oxford		1,620	1,843				
Southbury	part	838	551				
		<u>3,998</u>	<u>3,078</u>				

Plurality: 920

State Representative 132

		Republican Carl J. Dickman	Democratic Larry Kaley				
Fairfield	part	4,083	2,909				
		<u>4,083</u>	<u>2,909</u>				

Plurality: 1,174

State Representative 133

		Republican Cathy C. Tymniak	Democratic				
Fairfield	part	4,511					
Westport	part	537					
		<u>5,048</u>					

Plurality: 5,048

State Representative 134

		Republican John E. Stone, Jr.	Democratic Tom Christiano	Petitioning Candidate James D. Salvatore			
Fairfield	part	2,399	1,704	38			
Trumbull	part	1,793	1,900	72			
		<u>4,192</u>	<u>3,604</u>	<u>110</u>			

Plurality: 588

State Representative 135

		Republican John E. Stripp	Democratic				
Easton		1,976					
Redding	part	1,372					
Weston		2,222					
		5,570					
Plurality: 5,570							

State Representative 136

		Republican Ken Bernhard	Democratic Joseph S. Mioli				
Westport	part	4,362	4,039				
		4,362	4,039				
Plurality: 323							

State Representative 137

		Republican Friedrich N. Wilms	Democratic Bob Duff				
Norwalk	part	2,022	3,187				
		2,022	3,187				
Plurality: 1,165							

State Representative 138

		Republican Janice R. Giegler	Democratic Grace M. Scire				
Danbury	part	2,628	2,719				
New Fairfield	part	364	257				
		2,992	2,976				
Plurality: 16							

State Representative**139**

	Republican Michael J. O'Connor	Democratic Kevin Ryan				
Bozrah	510	501				
Franklin	333	391				
Lebanon	1,165	1,306				
Montville	part 1,019	1,837				
	<u>3,027</u>	<u>4,035</u>				

Plurality: 1,008**State Representative****140**

	Republican Richard A. McQuaid	Democratic Joseph Mann	Petitioning Candidate Donnie R. Sellers, Sr.			
Norwalk	part 1,102	1,819	334			
	<u>1,102</u>	<u>1,819</u>	<u>334</u>			

Plurality: 717**State Representative****141**

	Republican John J. Ryan	Democratic Laurie Dobson				
Darien	4,950	1,376				
Norwalk	part 968	423				
	<u>5,918</u>	<u>1,799</u>				

Plurality: 4,119**State Representative****142**

	Republican Lawrence F. Cafero, Jr.	Democratic Regina P. Krummel				
Norwalk	part 4,774	2,523				
	<u>4,774</u>	<u>2,523</u>				

Plurality: 2,251

State Representative 143

		Republican Toni Boucher	Democratic				
Norwalk	part	1,727					
Wilton	part	3,201					
		<u>4,928</u>					
Plurality: 4,928							

State Representative 144

		Republican	Democratic John Wayne Fox				
Stamford	part		3,766				
			<u>3,766</u>				
Plurality: 3,766							

State Representative 145

		Republican	Democratic Christel H. Truglia				
Stamford	part		2,290				
			<u>2,290</u>				
Plurality: 2,290							

State Representative 146

		Republican	Democratic Moirra K. Lyons				
Stamford	part		3,297				
			<u>3,297</u>				
Plurality: 3,297							

State Representative 147

		Republican Donald B. Sherer	Democratic Carmen L. Domonkos				
New Canaan	part	631	164				
Stamford	part	3,471	3,606				
		<u>4,102</u>	<u>3,770</u>				
Plurality: 332							

State Representative 148

		Republican Joseph Tarzia	Democratic Carlo Leone				
Stamford	part	2,110	2,351	_____	_____	_____	_____
		<u>2,110</u>	<u>2,351</u>				

Plurality: 241

State Representative 149

		Republican Livvy R. Floren	Democratic				
Greenwich	part	3,410		_____	_____	_____	_____
Stamford	part	1,221		_____	_____	_____	_____
		<u>4,631</u>					

Plurality: 4,631

State Representative 150

		Republican Lile R. Gibbons	Democratic				
Greenwich	part	4,143		_____	_____	_____	_____
		<u>4,143</u>					

Plurality: 4,143

State Representative 151

		Republican Claudia M. Powers	Democratic				
Greenwich	part	4,792		_____	_____	_____	_____
		<u>4,792</u>					

Plurality: 4,792

	Judge of Probate		Andover			
	Republican	Democratic				
		Elaine N. Camposeo				
Andover		774				
Bolton		1,415				
Columbia		1,399				
	<hr/>	<hr/>				
		3,588				
						Plurality: 3,588

	Judge of Probate		Ashford			
	Republican	Democratic				
	Dennis R. Poitras	Dennis R. Poitras				
Ashford	515	907				
	<hr/>	<hr/>				
	515	907				
Total votes for cross-endorsed candidate Dennis R. Poitras						Plurality: 1,422
						1,422

	Judge of Probate		Avon			
	Republican	Democratic				
	Cynthia C. Becker					
Avon	4,554					
	<hr/>					
	4,554					
						Plurality: 4,554

	Judge of Probate		Berlin			
	Republican	Democratic				
	Walter A. Clebowicz	Walter A. Clebowicz				
Berlin	2,887	3,435				
New Britain	3,963	8,364				
	<hr/>	<hr/>				
	6,850	11,799				
Total votes for cross-endorsed candidate Walter A. Clebowicz						Plurality: 18,649
						18,649

Judge of Probate

Bethany

Republican

Democratic
Guy D. Yale

Bethany

1,362

1,362

Plurality: 1,362

Judge of Probate

Bethel

Republican
Daniel W. O'Grady

Democratic
Marvin Borofsky

Bethel

3,581

1,877

3,581

1,877

Plurality: 1,704

Judge of Probate

Bloomfield

Republican

Democratic
Steven M. Zelman

Bloomfield

5,338

5,338

Plurality: 5,338

Judge of Probate

Bozrah

Republican
Stanley A. Mokrzewski

Democratic

Bozrah

536

536

Plurality: 536

Judge of Probate

Branford

Republican

Democratic
John E. Donegan

Branford

6,387

6,387

Plurality: 6,387

	Judge of Probate		Bridgeport			
	Republican R. Jeanese Cabrera	Democratic Paul J. Ganim				
Bridgeport	6,568	10,593	_____	_____	_____	_____
	<u>6,568</u>	<u>10,593</u>				
Plurality: 4,025						

	Judge of Probate		Bristol			
	Republican Wendy M. Estela	Democratic Andre D. Dorval				
Bristol	5,367	9,757	_____	_____	_____	_____
	<u>5,367</u>	<u>9,757</u>				
Plurality: 4,390						

	Judge of Probate		Brookfield			
	Republican Joseph P. Secola	Democratic				
Brookfield	3,570		_____	_____	_____	_____
	<u>3,570</u>					
Plurality: 3,570						

	Judge of Probate		Brooklyn			
	Republican	Democratic James K. Kelley				
Brooklyn		1,322	_____	_____	_____	_____
		<u>1,322</u>				
Plurality: 1,322						

	Judge of Probate		Burlington			
	Republican	Democratic Charles W. Bauer				
Burlington		2,012	_____	_____	_____	_____
		<u>2,012</u>				
Plurality: 2,012						

Judge of Probate

Canaan

Republican
Barbara G. Seamans

Democratic
Barbara G. Seamans

Canaan	168	204
North Canaan	510	410
	<u>678</u>	<u>614</u>

Plurality: 1,292

Total votes for cross-endorsed candidate Barbara G. Seamans 1,292

Judge of Probate

Canton

Republican
Marygale Bouldin

Democratic

Canton	2,114	
	<u>2,114</u>	

Plurality: 2,114

Judge of Probate

Cheshire

Republican
Raymond F. Voelker

Democratic

Cheshire	6,658	
Prospect	1,934	
	<u>8,592</u>	

Plurality: 8,592

Judge of Probate

Clinton

Republican
Arthur H. Isaacson

Democratic
Raymond J. Rigat

Clinton	1,825	2,500
	<u>1,825</u>	<u>2,500</u>

Plurality: 675

Judge of Probate

Colchester

	Republican Kevin Kennedy	Democratic				
Colchester	2,733					
Lebanon	1,333					
	<u>4,066</u>					

Plurality: 4,066

Judge of Probate

Cornwall

	Republican Margaret D. Cooley	Democratic Margaret D. Cooley				
Cornwall	273	371				
	<u>273</u>	<u>371</u>				

Plurality: 644

Total votes for cross-endorsed candidate Margaret D. Cooley 644

Judge of Probate

Danbury

	Republican Dianne E. Yamin	Democratic				
Danbury	9,030					
	<u>9,030</u>					

Plurality: 9,030

Judge of Probate

Darien

	Republican John B. Rearden, Jr.	Democratic				
Darien	4,731					
	<u>4,731</u>					

Plurality: 4,731

Judge of Probate

Deep River

	Republican Patricia L. Damon	Democratic				
Deep River	882					
	<u>882</u>					

Plurality: 882

Judge of Probate

Derby

Republican

Democratic
Clifford D. Hoyle

Ansonia

3,318

Derby

2,110

Seymour

2,662

8,090

Plurality: 8,090

Judge of Probate

East Granby

Republican
Paul A. Ridgeway

Democratic

East Granby

1,249

1,249

Plurality: 1,249

Judge of Probate

East Haddam

Republican
Paul D. Buhl

Democratic
Roberto Tschudin
Lucheme

East Haddam

1,759

1,759

1,343

1,343

Plurality: 416

Judge of Probate

East Hampton

Republican

Democratic
Anne McKinney

East Hampton

2,769

2,769

Plurality: 2,769

Judge of Probate

East Hartford

Republican
Ann Kennedy Fulco

Democratic
Allan T. Driscoll

East Hartford

5,815

5,815

5,867

5,867

Plurality: 52

	Judge of Probate		East Haven			
	Republican Frank J. Kolb, Jr.	Democratic Michael A. Albis				
East Haven	2,806	4,388				
	<u>2,806</u>	<u>4,388</u>				
Plurality: 1,582						

	Judge of Probate		East Lyme			
	Republican Jeffrey McNamara	Democratic Jeffrey McNamara				
East Lyme	2,865	3,057				
	<u>2,865</u>	<u>3,057</u>				
Plurality: 5,922						
Total votes for cross-endorsed candidate Jeffrey McNamara			5,922			

	Judge of Probate		East Windsor			
	Republican Marianne Lassman Fisher	Democratic Marianne Lassman Fisher				
East Windsor	1,182	1,522				
South Windsor	4,165	5,261				
	<u>5,347</u>	<u>6,783</u>				
Plurality: 12,130						
Total votes for cross-endorsed candidate Marianne Lassman Fisher			12,130			

	Judge of Probate		Eastford			
	Republican Michael H. Ellsworth	Democratic Mary A. Duncan				
Chaplin	310	387				
Eastford	421	245				
	<u>731</u>	<u>632</u>				
Plurality: 99						

	Judge of Probate	Ellington
	Republican James Purnell	Democratic
Ellington	2,373	
Vernon	4,980	
	<u>7,353</u>	
Plurality: 7,353		

	Judge of Probate	Enfield
	Republican	Democratic Susan L. Warner
Enfield		8,001
		<u>8,001</u>
Plurality: 8,001		

	Judge of Probate	Essex
	Republican Deborah M. Pearl	Democratic
Essex	1,629	
	<u>1,629</u>	
Plurality: 1,629		

	Judge of Probate	Fairfield
	Republican Daniel F. Caruso	Democratic
Fairfield	11,934	
	<u>11,934</u>	
Plurality: 11,934		

	Judge of Probate	Farmington
	Republican J. David Morrissey	Democratic
Farmington	5,307	
	<u>5,307</u>	
Plurality: 5,307		

	Judge of Probate		Glastonbury			
	Republican Donald L. Hamer	Democratic Donald L. Hamer				
Glastonbury	6,827	6,240				
	<u>6,827</u>	<u>6,240</u>				
Total votes for cross-endorsed candidate Donald L. Hamer			13,067	Plurality: 13,067		

	Judge of Probate		Granby			
	Republican Philip D. Main	Democratic				
Granby	2,464					
	<u>2,464</u>					
						Plurality: 2,464

	Judge of Probate			Greenwich			
	Full Term						
	Republican David W. Hopper	Democratic Louis P. Pitocco	Petitioning Candidate John J. Ferguson				
Greenwich	7,290	6,469	3,797				
	<u>7,290</u>	<u>6,469</u>	<u>3,797</u>				
							Plurality: 821

	Judge of Probate		Griswold			
	Republican	Democratic George Kennedy				
Griswold		2,124				
		<u>2,124</u>				
						Plurality: 2,124

	Judge of Probate		Groton			
	Republican Frederick W. Palm, Jr.	Democratic Frederick W. Palm, Jr.				
Groton	4,077	4,436				
	<u>4,077</u>	<u>4,436</u>				
Total votes for cross-endorsed candidate Frederick W. Palm, Jr.			8,513	Plurality: 8,513		

Judge of Probate

Guilford

Republican
Joel E. Helander

Democratic

Guilford

4,704

4,704

Plurality: 4,704

Judge of Probate

Haddam

Republican

Democratic
Sharon G. Kapitulik

Haddam

1,899

1,899

Plurality: 1,899

Judge of Probate

Hamden

Republican

Democratic
Salvatore L. Diglio

Hamden

11,560

11,560

Plurality: 11,560

Judge of Probate

Hampton

Republican

Democratic
Stuart Case

Hampton

473

473

Plurality: 473

Judge of Probate

Hartford

Republican

Democratic
Robert K. Killian, Jr.

Hartford

12,217

12,217

Plurality: 12,217

	Judge of Probate		Harwinton			
	Republican	Democratic				
	Patrick J. Wall					
Harwinton	1,524					
	<u>1,524</u>					
Plurality: 1,524						

	Judge of Probate		Hebron			
	Republican	Democratic				
		Kevin C. Connors				
Hebron		2,203				
		<u>2,203</u>				
Plurality: 2,203						

	Judge of Probate		Kent			
	Republican	Democratic				
	Barbara L. Miller	Barbara L. Miller				
Kent	564	539				
	<u>564</u>	<u>539</u>				
Plurality: 1,103						
Total votes for cross-endorsed candidate Barbara L. Miller			1,103			

	Judge of Probate		Killingly			
	Republican	Democratic				
		Thomas E. Dupont Sr.				
Killingly		2,548				
		<u>2,548</u>				
Plurality: 2,548						

	Judge of Probate		Killingworth			
	Republican	Democratic				
	Judith P. Lentz	Judith P. Lentz				
Killingworth	1,198	1,181				
	<u>1,198</u>	<u>1,181</u>				
Plurality: 2,379						
Total votes for cross-endorsed candidate Judith P. Lentz			2,379			

Judge of Probate

Ledyard

Republican
Pamela M. Rowe

Democratic

Ledyard

2,534

2,534

Plurality: 2,534

Judge of Probate

Litchfield

Republican
Helen Ruwet Bunnell

Democratic
Diane S. Blick

Litchfield

2,056

1,595

Morris

527

428

Warren

281

217

2,864

2,240

Plurality: 624

Judge of Probate

Lyme

Republican
Richard B. Lightfoot

Democratic

Lyme

716

716

Plurality: 716

Judge of Probate

Madison

Republican
Carol B. Lougee

Democratic
Peter K. Manko

Madison

4,425

2,886

4,425

2,886

Plurality: 1,539

Judge of Probate

Manchester

Republican

Democratic
John W. Cooney

Manchester

11,671

11,671

Plurality: 11,671

	Judge of Probate		Mansfield			
	Republican Steve J. Lofman	Democratic Claire C. Twerdy				
Coventry	1,140	2,632				
Mansfield	1,143	3,274				
	<u>2,283</u>	<u>5,906</u>				
Plurality: 3,623						

	Judge of Probate		Marlborough			
	Republican Frank J. Corbo, Jr.	Democratic William J. Heslin, III				
Marlborough	1,276	1,229				
	<u>1,276</u>	<u>1,229</u>				
Plurality: 47						

	Judge of Probate		Meriden			
	Republican John F. Papandrea	Democratic John F. Papandrea				
Meriden	4,984	8,765				
	<u>4,984</u>	<u>8,765</u>				
Total votes for cross-endorsed candidate John F. Papandrea			13,749	Plurality: 13,749		

	Judge of Probate		Middletown			
	Republican	Democratic Joseph D. Marino				
Cromwell		3,243				
Durham		1,876				
Middlefield		1,334				
Middletown		9,264				
		<u>15,717</u>				
Plurality: 15,717						

Judge of Probate**Milford**

Republican Joyce M. Elwell	Democratic Beverly Streit-Kefalas
-------------------------------	--------------------------------------

Milford	5,971	9,846				
	<u>5,971</u>	<u>9,846</u>				

Plurality: 3,875**Judge of Probate****Montville**

Republican Wayne D. Scott	Democratic Ronald K. McDaniel Jr.
------------------------------	--------------------------------------

Montville	2,039	2,652				
	<u>2,039</u>	<u>2,652</u>				

Plurality: 613**Judge of Probate****Naugatuck**

Republican Peter E. Mariano	Democratic Mary S. Chromik
--------------------------------	-------------------------------

Beacon Falls	874	1,121				
Naugatuck	4,318	3,472				
	<u>5,192</u>	<u>4,593</u>				

Plurality: 599**Judge of Probate****New Canaan**

Republican Russell A. Kimes, Jr.	Democratic
-------------------------------------	------------

New Canaan	4,747				
	<u>4,747</u>				

Plurality: 4,747**Judge of Probate****New Fairfield**

Republican William P. DeFeo	Democratic Ray Lubus
--------------------------------	-------------------------

New Fairfield	2,551	2,048				
Sherman	878	417				
	<u>3,429</u>	<u>2,465</u>				

Plurality: 964

	Judge of Probate		New Hartford			
	Republican Norman E. Rogers, Jr.	Democratic Norman E. Rogers, Jr.				
Barkhamsted	708	595				
Hartland	437	276				
New Hartford	1,303	1,124				
	<u>2,448</u>	<u>1,995</u>				
Total votes for cross-endorsed candidate Norman E. Rogers, Jr.			4,443			
						Plurality: 4,443

	Judge of Probate		New Haven			
	Republican	Democratic John A. Keyes				
New Haven		16,196				
		<u>16,196</u>				
						Plurality: 16,196

	Judge of Probate		New London			
	Republican	Democratic Mathew H. Greene				
New London		3,537				
Waterford		4,677				
		<u>8,214</u>				
						Plurality: 8,214

	Judge of Probate		New Milford			
	Republican Marty Landgrebe	Democratic				
Bridgewater	529					
New Milford	5,456					
	<u>5,985</u>					
630 Votes for Registered Write-in Candidate Cecilia Buck-Taylor						
						Plurality: 5,355

Judge of Probate

Newington

Republican

Democratic

Sheila M. Hennessey

Newington

7,318

Rocky Hill

3,917

Wethersfield

6,994

18,229

Plurality: 18,229

Judge of Probate

Newtown

Republican
Margot S. Hall

Democratic

Newtown

5,731

5,731

Plurality: 5,731

Judge of Probate

Norfolk

Republican

Democratic

Linda F. Riiska

Norfolk

498

498

Plurality: 498

Judge of Probate

North Branford

Republican
Frank J. Forgione

Democratic

North Branford

2,286

2,286

Plurality: 2,286

Judge of Probate

North Haven

Republican
Michael R. Brandt

Democratic

North Haven

4,927

4,927

1093 Votes for Registered Write-in Candidate William V. Gambardella

Plurality: 3,834

	Judge of Probate		North Stonington			
	Republican	Democratic				
	Teresa A. Pensis					
North Stonington	1,092					
	<u>1,092</u>					
Plurality: 1,092						

	Judge of Probate		Norwalk			
	Republican	Democratic				
	Anthony J. DePanfilis	Michael Coffey				
Norwalk	11,211	7,905				
Wilton	3,992	1,885				
	<u>15,203</u>	<u>9,790</u>				
Plurality: 5,413						

	Judge of Probate		Norwich			
	Republican	Democratic				
		Linda M. Salafia				
Franklin		510				
Lisbon		949				
Norwich		6,507				
Preston		1,085				
Sprague		685				
Voluntown		494				
		<u>10,230</u>				
Plurality: 10,230						

	Judge of Probate		Old Lyme			
	Republican	Democratic				
	Sylvia L. Peterson	Sylvia L. Peterson				
Old Lyme	1,731	1,497				
	<u>1,731</u>	<u>1,497</u>				
Plurality: 3,228						
Total votes for cross-endorsed candidate Sylvia L. Peterson			3,228			

Judge of Probate

Old Saybrook

Republican

Democratic

Roger W. Goodnow

Old Saybrook

2,836

2,836

Plurality: 2,836

Judge of Probate

Orange

Republican
John J. Carangelo

Democratic

Orange

3,262

3,262

Plurality: 3,262

Judge of Probate

Oxford

Republican
Claire M. McNamara

Democratic

John W. Fertig Jr.

Oxford

1,461

1,461

1,920

1,920

Plurality: 459

Judge of Probate

Plainfield

Republican
Sue Hatfield

Democratic

Kathleen Sendley Barry

Canterbury

833

732

Plainfield

1,747

2,016

Sterling

389

360

2,969

3,108

Plurality: 139

Judge of Probate

Plainville

Republican

Democratic

Heidi Famiglietti

Plainville

3,979

3,979

Plurality: 3,979

	Judge of Probate		Plymouth			
	Republican	Democratic				
	Nancy S. Henderson					
Plymouth	1,850					
	<u>1,850</u>					
						Plurality: 1,850

	Judge of Probate		Pomfret			
	Republican	Democratic				
	Cecile D. Stoddard	Cecile D. Stoddard				
Pomfret	738	796				
	<u>738</u>	<u>796</u>				
Total votes for cross-endorsed candidate Cecile D. Stoddard						1,534
						Plurality: 1,534

	Judge of Probate		Portland			
	Republican	Democratic				
		Richard J. Guliani				
Portland		2,315				
		<u>2,315</u>				
						Plurality: 2,315

	Judge of Probate		Putnam			
	Republican	Democratic				
		Ernest J. Cotnoir				
Putnam		1,447				
		<u>1,447</u>				
						Plurality: 1,447

	Judge of Probate		Redding			
	Republican	Democratic				
	Richard L. Emerson	Richard L. Emerson				
Redding	1,717	1,348				
	<u>1,717</u>	<u>1,348</u>				
Total votes for cross-endorsed candidate Richard L. Emerson						3,065
						Plurality: 3,065

Judge of Probate

Ridgefield

Republican
Joseph A. Egan, Jr.

Democratic

Ridgefield

5,694

5,694

Plurality: 5,694

Judge of Probate

Roxbury

Republican
Jeannette M. Puglio

Democratic
Jeannette M. Puglio

Roxbury

574

574

417

417

Plurality: 991

Total votes for cross-endorsed candidate Jeannette M. Puglio 991

Judge of Probate

Salem

Republican
John W. Butts

Democratic
John W. Butts

Salem

587

587

684

684

Plurality: 1,271

Total votes for cross-endorsed candidate John W. Butts 1,271

Judge of Probate

Salisbury

Republican
Richard T. Fitzgerald

Democratic
Richard T. Fitzgerald

Salisbury

694

694

859

859

Plurality: 1,553

Total votes for cross-endorsed candidate Richard T. Fitzgerald 1,553

Judge of Probate

Saybrook

Republican
Helen B. Bonnie Bennet

Democratic
Helen B. Bonnie Bennet

Chester

556

556

908

908

Plurality: 1,464

Total votes for cross-endorsed candidate Helen B. Bonnie Bennet 1,464

Judge of Probate

Sharon

Republican
Suzanne J. Xanthos

Democratic
Suzanne J. Xanthos

Sharon	567	474				
	<u>567</u>	<u>474</u>				

Total votes for cross-endorsed candidate Suzanne J. Xanthos 1,041 **Plurality: 1,041**

Judge of Probate

Shelton

Republican
Fred J. Anthony

Democratic
Timothy J. Walsh III

Shelton	6,964	5,098				
	<u>6,964</u>	<u>5,098</u>				

Plurality: 1,866

Judge of Probate

Simsbury

Republican
Paul J. Knierim

Democratic

Simsbury	6,985					
	<u>6,985</u>					

Plurality: 6,985

Judge of Probate

Southbury

Republican
Thomas Michael Sutnik

Democratic

Southbury	5,064					
	<u>5,064</u>					

Plurality: 5,064

Judge of Probate

Southington

Republican
Mary Beth Chute

Democratic
Bryan F. Meccariello

Southington	5,141	8,975				
	<u>5,141</u>	<u>8,975</u>				

Plurality: 3,834

	Judge of Probate		Stafford			
	Republican Amy Stegall	Democratic Thomas J. Fiore				
Somers	1,607	1,429				
Stafford	1,316	2,826				
Union	123	196				
	<u>3,046</u>	<u>4,451</u>				
Plurality: 1,405						

	Judge of Probate		Stamford			
	Republican Gerald M. Fox	Democratic Gerald M. Fox				
Stamford	10,815	13,902				
	<u>10,815</u>	<u>13,902</u>				
Plurality: 24,717						
Total votes for cross-endorsed candidate Gerald M. Fox			24,717			

	Judge of Probate		Stonington			
	Republican	Democratic Paul E. Cravinho				
Stonington		4,298				
		<u>4,298</u>				
Plurality: 4,298						

	Judge of Probate		Stratford			
	Republican F. Paul Kurnay	Democratic Kent M. Miller				
Stratford	8,975	4,973				
	<u>8,975</u>	<u>4,973</u>				
Plurality: 4,002						

	Judge of Probate		Suffield			
	Republican Edward G. McAnaney	Democratic Victoria Spellman				
Suffield	2,261	2,025				
	<u>2,261</u>	<u>2,025</u>				
Plurality: 236						

	Judge of Probate		Thomaston	
	Republican	Democratic		
		Joseph J. Fairchild		
Thomaston		1,585		
		<u>1,585</u>		
Plurality: 1,585				

	Judge of Probate		Thompson	
	Republican	Democratic		
	Aileen A. Witkowski	Aileen A. Witkowski		
Thompson	1,028	1,366		
	<u>1,028</u>	<u>1,366</u>		
Plurality: 2,394				
Total votes for cross-endorsed candidate		Aileen A. Witkowski	2,394	

	Judge of Probate		Tolland	
	Republican	Democratic		
	Cheryl H. Brown			
Tolland	2,811			
Willington	1,039			
	<u>3,850</u>			
Plurality: 3,850				

	Judge of Probate		Torrington	
	Republican	Democratic		
	Michael F. Magistrali	Samuel E. Slaiby		
Goshen	720	425		
Torrington	6,683	4,052		
	<u>7,403</u>	<u>4,477</u>		
Plurality: 2,926				

Judge of Probate**Trumbull**

Republican
John P. Chiota

Democratic

Easton	1,803
Monroe	3,978
Trumbull	8,063
	<hr/>
	13,844

Plurality: 13,844

Judge of Probate**Wallingford**

Republican

Democratic
Philip A. Wright, Jr.

Wallingford		9,587
	<hr/>	<hr/>
		9,587

Plurality: 9,587

Judge of Probate**Washington**

Republican
Victoria M. Chemiske

Democratic

Washington	1,017
	<hr/>
	1,017

Plurality: 1,017

Judge of Probate**Waterbury**

Republican
Jerry P. Padula

Democratic
Thomas P. Brunock

Middlebury	1,742	1,134
Waterbury	9,638	11,816
Wolcott	2,910	2,562
	<hr/>	<hr/>
	14,290	15,512

Plurality: 1,222

	Judge of Probate		West Hartford			
	Republican	Democratic				
	Paul A. Keily	Sydney W. Elkin				
West Hartford	9,339	13,918				
	<u>9,339</u>	<u>13,918</u>				
Plurality: 4,579						

	Judge of Probate		West Haven			
	Republican	Democratic				
	E. Michael Heffernan	E. Michael Heffernan				
West Haven	3,670	7,282				
	<u>3,670</u>	<u>7,282</u>				
Plurality: 10,952						
Total votes for cross-endorsed candidate E. Michael Heffernan			10,952			

	Judge of Probate		Westbrook			
	Republican	Democratic				
		Constance J. Vogell				
Westbrook		1,939				
		<u>1,939</u>				
Plurality: 1,939						

	Judge of Probate		Westport			
	Republican	Democratic				
	Edward M. Jordan	Kevin M. O'Grady				
Weston	1,222	2,033				
Westport	3,273	5,875				
	<u>4,495</u>	<u>7,908</u>				
Plurality: 3,413						

	Judge of Probate		Winchester			
	Republican	Democratic				
		Alan M. Barber				
Colebrook		437				
Winchester		2,188				
		<u>2,625</u>				
Plurality: 2,625						

Judge of Probate

Windham

Republican
Jay Handfield Democratic
Dennis O'Brien

Scotland	208	322				
Windham	1,811	3,104				
	<u>2,019</u>	<u>3,426</u>				

Plurality: 1,407

Judge of Probate

Windsor

Republican
Brian Griffin Democratic
Brian Griffin

Windsor	3,271	5,599				
	<u>3,271</u>	<u>5,599</u>				

Plurality: 8,870

Total votes for cross-endorsed candidate Brian Griffin 8,870

Judge of Probate

Windsor Locks

Republican
 Democratic
William C. Leary

Windsor Locks		2,592				
		<u>2,592</u>				

Plurality: 2,592

Judge of Probate

Woodbridge

Republican
Marshal D. Gibson Democratic
Robert H. Horowitz

Woodbridge	1,134	2,287				
	<u>1,134</u>	<u>2,287</u>				

Plurality: 1,153

	Judge of Probate		Woodbury			
	Republican Dom Calabrese	Democratic Noel Ruggiero Breg				
Bethlehem	915	584				
Watertown	4,691	2,862				
Woodbury	2,327	1,401				
	<u>7,933</u>	<u>4,847</u>				
Plurality: 3,086						

	Judge of Probate		Woodstock			
	Republican Nancy M. Gale	Democratic Sheila O. Mills				
Woodstock	1,591	1,040				
	<u>1,591</u>	<u>1,040</u>				
Plurality: 551						

	Judge of Probate			Greenwich			
		To fill vacancy					
	Republican David W. Hopper	Democratic Louis P. Pittocco	Petitioning Candidate John J. Ferguson				
Greenwich	6,909	6,273	3,613				
	<u>6,909</u>	<u>6,273</u>	<u>3,613</u>				
Plurality: 636							

Registrar of Voters

Ansonia

Republican
Hazel T. Hummel

Democratic
John Erlingheuser

Ansonia

1,327

2,694

1,327

2,694

Registrar of Voters

Ashford

Republican
Sue A. Cowen

Democratic
Kevin T. A. McCarthy

Ashford

592

846

592

846

Registrar of Voters

Berlin

Republican
Elizabeth A. Tedeschi

Democratic
Charles W. Warner

Berlin

3,671

2,828

3,671

2,828

Registrar of Voters

Bethany

Republican
William L. Brinton

Democratic
Marian N. Ash

Bethany

1,069

951

1,069

951

Registrar of Voters

Bethel

Republican
Mary H. Legnard

Democratic
Mary R. O'Leary

Bethel

2,798

2,487

2,798

2,487

	Registrar of Voters		Bloomfield			
	Republican Barbara L. Reisner	Democratic Leon D. Carr				
Bloomfield	1,912	4,510				
	<u>1,912</u>	<u>4,510</u>				

	Registrar of Voters		Bozrah			
	Republican Adele Fishbone	Democratic M. Sue Sullivan				
Bozrah	379	594				
	<u>379</u>	<u>594</u>				

	Registrar of Voters		Branford			
	Republican Marion E. Burkard	Democratic Marianne E. Kelly				
Branford	3,469	5,067				
	<u>3,469</u>	<u>5,067</u>				

	Registrar of Voters		Bridgeport			
	Republican George H. Comer	Democratic Lisa Parziale				
Bridgeport	4,644	11,967				
	<u>4,644</u>	<u>11,967</u>				

	Registrar of Voters		Bridgewater			
	Republican Lois S. Carreira	Democratic Margaret J. Sullivan				
Bridgewater	488	279				
	<u>488</u>	<u>279</u>				

Registrar of Voters

Bristol

Republican
Ellie Klapatch

Democratic
Bob Badal

Bristol

7,656

7,033

7,656

7,033

Registrar of Voters

Brooklyn

Republican
Cassandra L. Leach

Democratic
Janet K. St. Jean

Brooklyn

849

1,029

849

1,029

Registrar of Voters

Burlington

Republican
Lena R. Spielman

Democratic
Joan H. Tharau

Burlington

1,743

1,334

1,743

1,334

Registrar of Voters

Canaan

Republican
Mary B. Petersen

Democratic
Mary Lusanna Sinclair

Canaan

153

242

153

242

Registrar of Voters

Canterbury

Republican
Jean H. McKinley

Democratic
Loreen F. Hegan

Canterbury

785

769

785

769

	Registrar of Voters		Chaplin			
	Republican Doris B. Silliman	Democratic Geraldine A. Helmer				
Chaplin	334	385				
	<u>334</u>	<u>385</u>				

	Registrar of Voters		Cheshire			
	Republican Richard J. Abbate	Democratic Judy A. Cunningham				
Cheshire	4,833	4,780				
	<u>4,833</u>	<u>4,780</u>				

	Registrar of Voters		Chester			
	Republican Katherine M. Marsh	Democratic Charlene O. Janecek				
Chester	533	969				
	<u>533</u>	<u>969</u>				

	Registrar of Voters		Clinton			
	Republican Kimberly A. Neri	Democratic June T. Hansen				
Clinton	1,955	2,271				
	<u>1,955</u>	<u>2,271</u>				

	Registrar of Voters		Colchester			
	Republican Elizabeth S. Wagner	Democratic Dorothy A. Mrowka				
Colchester	2,062	2,213				
	<u>2,062</u>	<u>2,213</u>				

Registrar of Voters**Colebrook**

Republican
Beverly A. Bucy

Democratic
Inge M. Gomez

Colebrook

315

293

315293**Registrar of Voters****Columbia**

Republican
Astrid S. Belanger

Democratic

Columbia

1,332

1,332**Registrar of Voters****Cornwall**

Republican
Virginia B. Potter

Democratic
Jayne W. Ridgway

Cornwall

308

347

308347**Registrar of Voters****Danbury**

Republican
Jean A. Natale

Democratic
Margaret F. Gallo

Danbury

6,914

6,590

6,9146,590**Registrar of Voters****Darien**

Republican
Donald Paul Smith

Democratic
Thomas R. Dunn

Darien

4,282

1,658

4,2821,658

Registrar of Voters

Deep River

Republican
Sandra L. Louthain

Democratic
Joanne P. Grabek

Deep River

669

966

669

966

Registrar of Voters

Durham

Republican
Virginia L. Saleski

Democratic
Natalie A. H. Church

Durham

1,257

1,410

1,257

1,410

Registrar of Voters

East Haddam

Republican
Lauren F. Bennett

Democratic
Joyce Simon

East Haddam

1,325

1,630

1,325

1,630

Registrar of Voters

East Hampton

Republican
Jane S. Christopher

Democratic
Kathleen Nowakowski

East Hampton

1,579

2,149

1,579

2,149

Registrar of Voters

East Hartford

Republican
Mary J. Mourey

Democratic
Margaret A. Byrnes

East Hartford

3,937

7,153

3,937

7,153

Registrar of Voters

East Haven

Republican
Donna C. Norman

Democratic
Joseph F. Buonome

East Haven

3,031

3,721

3,031

3,721

Registrar of Voters

East Lyme

Republican
Catherine W. Devine

Democratic
Carol A. Marelli

East Lyme

2,979

2,921

2,979

2,921

Registrar of Voters

East Windsor

Republican
Linda C. Sinsigallo

Democratic
Marilyn S. Rajala

East Windsor

1,351

1,503

1,351

1,503

Registrar of Voters

Eastford

Republican
Nancy L. Mayhew

Democratic
Denise Hills

Eastford

451

216

451

216

Registrar of Voters

Easton

Republican
Eunice K. Hanson

Democratic
Nicholas V. Soares, Jr.

Easton

1,679

901

1,679

901

		Registrar of Voters		Ellington			
		Republican	Democratic				
		Margaret A. Weekes	Cheryle C. Halleran				
Ellington		2,245	1,655				
		<u>2,245</u>	<u>1,655</u>				

		Registrar of Voters		Enfield			
		Republican	Democratic				
		Vaughan O. Vanderscoff	Liane A. Flynn				
Enfield		4,394	6,817				
		<u>4,394</u>	<u>6,817</u>				

		Registrar of Voters		Essex			
		Republican	Democratic				
		Elizabeth G. Schellens	Lois A. Ely				
Essex		1,520	1,224				
		<u>1,520</u>	<u>1,224</u>				

		Registrar of Voters		Fairfield			
		Republican	Democratic				
		Joan K. O'Rourke	Jo Ann M. McMaster				
Fairfield		10,149	6,411				
		<u>10,149</u>	<u>6,411</u>				

		Registrar of Voters		Farmington			
		Republican	Democratic				
		Edward J. Leary	Lorraine P. Neff				
Farmington		4,315	4,309				
		<u>4,315</u>	<u>4,309</u>				

Registrar of Voters

Franklin

Republican
Valerie E. Matters

Democratic
Donald L. Moll

Franklin

368

323

368

323

Registrar of Voters

Glastonbury

Republican
Mary Foley

Democratic
Mary Eleanor Kimball

Glastonbury

7,137

5,789

7,137

5,789

Registrar of Voters

Goshen

Republican
Lavinia F. Breakell

Democratic
Patricia N. Goldberg

Goshen

810

337

810

337

Registrar of Voters

Granby

Republican
Doris S. Ellis

Democratic
Katharine L. Riley

Granby

2,143

1,537

2,143

1,537

Registrar of Voters

Greenwich

Republican
Veronica Baron Musca

Democratic
Sharon B. Vecchiolla

Greenwich

8,770

6,382

8,770

6,382

Registrar of Voters**Griswold**

	Republican Carol B. Seaman	Democratic Mary Gromko				
Griswold	1,140	1,571				
	<u>1,140</u>	<u>1,571</u>				

Registrar of Voters**Guilford**

	Republican Grace Helen Quinlan	Democratic Anne C. Weir				
Guilford	3,650	3,818				
	<u>3,650</u>	<u>3,818</u>				

Registrar of Voters**Hamden**

	Republican Anthony V. Esposito	Democratic Margaret E. Rae				
Hamden	5,361	9,843				
	<u>5,361</u>	<u>9,843</u>				

Registrar of Voters**Hampton**

	Republican Katherine Newcombe	Democratic Dayna McDermott				
Hampton	360	331				
	<u>360</u>	<u>331</u>				

Registrar of Voters**Harwinton**

	Republican Therese A. Mirsky	Democratic Candace L. Crawford				
Harwinton	1,270	741				
	<u>1,270</u>	<u>741</u>				

Registrar of Voters

Lebanon

Republican
Corinne G. Nichols

Democratic
Mary Beth Yarnac

Lebanon

1,063

1,301

1,063

1,301

Registrar of Voters

Ledyard

Republican
Nancy K. Lozier

Democratic
Hazel M. Gorman

Ledyard

2,147

2,079

2,147

2,079

Registrar of Voters

Lyme

Republican
Richard L. Gustafson

Democratic
Nancy L. Roche

Lyme

601

446

601

446

Registrar of Voters

Madison

Republican
Gail M. Snow

Democratic
Christine M. Hjerpe

Madison

4,104

2,840

4,104

2,840

Registrar of Voters

Mansfield

Republican
Beverly Mann Miela

Democratic
Mary Stanton

Mansfield

1,191

3,195

1,191

3,195

Registrar of Voters

Marlborough

Republican
Charlene M. Garnett

Democratic
Barbara G. Brewer

Marlborough

1,170

1,156

1,170

1,156

Registrar of Voters

Meriden

Republican
Lillian Toni Soboleski

Democratic
Maureen E. Flynn

Meriden

6,067

7,831

6,067

7,831

14 Votes for Registered Write-in Candidate Donna L. Bridgett

Registrar of Voters

Middlebury

Republican
Nancy S. Robison

Democratic
Virginia Whiteley

Middlebury

1,965

857

1,965

857

Registrar of Voters

Middlefield

Republican
Barbara S. Rowe

Democratic
Barbara Jean DiMauro

Middlefield

823

987

823

987

Registrar of Voters

Middletown

Republican
Janice A. Gionfriddo

Democratic
Sandra L. Faraci

Middletown

4,166

6,831

4,166

6,831

Registrar of Voters**Milford**

	Republican Rose I. Scarpa	Democratic Mary L. Tamas				
Milford	8,151	6,646	_____	_____	_____	_____
	<u>8,151</u>	<u>6,646</u>				

Registrar of Voters**Monroe**

	Republican Jeanette Benson	Democratic Vivian N. Capocitti				
Monroe	3,212	2,269	_____	_____	_____	_____
	<u>3,212</u>	<u>2,269</u>				

Registrar of Voters**Montville**

	Republican Mary E. Clark-Wilson	Democratic Lorraine A. Elliott				
Montville	2,022	2,580	_____	_____	_____	_____
	<u>2,022</u>	<u>2,580</u>				

Registrar of Voters**Naugatuck**

	Republican Nancy A. Stuber	Democratic Louise L. Sheedy				
Naugatuck	3,717	3,430	_____	_____	_____	_____
	<u>3,717</u>	<u>3,430</u>				

Registrar of Voters**New Canaan**

	Republican Robert L. Shafter	Democratic George F. Cody				
New Canaan	4,333	1,646	_____	_____	_____	_____
	<u>4,333</u>	<u>1,646</u>				

	Registrar of Voters		New Milford			
	Republican Barbara B. Hyatt	Democratic Helen A. Cherney				
New Milford	4,424	2,693				
	<u>4,424</u>	<u>2,693</u>				

	Registrar of Voters		Newington			
	Republican Linda B. Cultrera	Democratic Marie M. Fox				
Newington	3,505	6,111				
	<u>3,505</u>	<u>6,111</u>				

	Registrar of Voters		North Branford Dist.1			
	Republican Ann B. Zimmer	Democratic Karen M. Gorman				
North Branford part	973	1,018				
	<u>973</u>	<u>1,018</u>				

	Registrar of Voters		North Branford Dist.2			
	Republican Paulette C. Hart	Democratic Judith Esposito				
North Branford part	837	885				
	<u>837</u>	<u>885</u>				

	Registrar of Voters		North Haven			
	Republican Frank J. Riggs	Democratic Gerald A. Feinberg				
North Haven	5,074	2,924				
	<u>5,074</u>	<u>2,924</u>				

Registrar of Voters**North Stonington**

Republican
Gladys I. Chase

Democratic
Eleanor M. Johnson

North Stonington

732

926

732

926**Registrar of Voters****Norwalk**

Republican
Karen Doyle Lyons

Democratic
Betty J. Bondi

Norwalk

8,849

9,721

8,849

9,721**Registrar of Voters****Norwich**

Republican
Gerald E. Kortfelt

Democratic
Nancy A. DiPietro

Norwich

2,095

6,090

2,095

6,090**Registrar of Voters****Old Lyme**

Republican
Roderick M. White

Democratic
Patricia M. McCarthy

Old Lyme

1,361

1,902

1,361

1,902**Registrar of Voters****Orange**

Republican
Mary P. DeVito

Democratic
Carmela N. Apuzzo

Orange

2,915

2,109

2,915

2,109

		Registrar of Voters		Oxford			
		Republican	Democratic				
		Linda J. Crowe	Dorothy M. Bartimole				
Oxford		1,833	1,357				
		<u>1,833</u>	<u>1,357</u>				

		Registrar of Voters		Plainfield			
		Republican	Democratic				
		Sonia S. Chapman	Irene A. Bessette				
Plainfield		1,521	2,091				
		<u>1,521</u>	<u>2,091</u>				

		Registrar of Voters		Plymouth			
		Republican	Democratic				
		Janet H. Manyak	Cheryl J. Giancesini				
Plymouth		1,452	1,585				
		<u>1,452</u>	<u>1,585</u>				

		Registrar of Voters		Portland			
		Republican	Democratic				
		Pauline J. Newmann	Karen J. Soboleski				
Portland		1,120	1,986				
		<u>1,120</u>	<u>1,986</u>				

		Registrar of Voters		Preston			
		Republican	Democratic				
		Susan P. Nysten	Barbara B. Ware				
Preston		728	758				
		<u>728</u>	<u>758</u>				

	Registrar of Voters		Prospect			
	Republican Kathleen Vander Eyk	Democratic Geraldine R. Finley				
Prospect	1,927	929				
	<u>1,927</u>	<u>929</u>				

	Registrar of Voters		Redding			
	Republican Doris B. Nobes	Democratic Elizabeth D. Licarie				
Redding	1,650	1,412				
	<u>1,650</u>	<u>1,412</u>				

	Registrar of Voters		Ridgefield			
	Republican Hope S. Wise	Democratic Cynthia A. Bruno				
Ridgefield	4,518	3,197				
	<u>4,518</u>	<u>3,197</u>				

	Registrar of Voters		Rocky Hill			
	Republican Patricia E. Beyer	Democratic Janet W. Viggiano				
Rocky Hill	2,282	3,306				
	<u>2,282</u>	<u>3,306</u>				

	Registrar of Voters		Salem			
	Republican Deborah L. Zorn	Democratic Betsy B. Butts				
Salem	599	712				
	<u>599</u>	<u>712</u>				

		Registrar of Voters		Salisbury			
		Republican	Democratic				
		Elizabeth H. Angus	Richard O. Walsh				
Salisbury		572	983	_____	_____	_____	_____
		<u>572</u>	<u>983</u>				

		Registrar of Voters		Scotland			
		Republican	Democratic				
		Caroline E. Neborsky	Bonnie L. Miner				
Scotland		300	245	_____	_____	_____	_____
		<u>300</u>	<u>245</u>				

		Registrar of Voters		Seymour			
		Republican	Democratic				
		Sara C. Brauer	Ronald A. Skurat				
Seymour		1,777	2,313	_____	_____	_____	_____
		<u>1,777</u>	<u>2,313</u>				

		Registrar of Voters		Shelton			
		Republican	Democratic				
		Peter R. Pavone	John P. Bashar				
Shelton		6,609	4,966	_____	_____	_____	_____
		<u>6,609</u>	<u>4,966</u>				

		Registrar of Voters		Sherman			
		Republican	Democratic				
		William B. Tiebout III	Kathleen M. Weiss				
Sherman		759	498	_____	_____	_____	_____
		<u>759</u>	<u>498</u>				

Registrar of Voters

Simsbury

Republican
Margaret C. Diachenko

Democratic
Lois W. Calvert

Simsbury

5,251

3,837

5,251

3,837

Registrar of Voters

Somers

Republican
Marjory R. Madden

Democratic
Joan M. Rivard

Somers

1,641

1,462

1,641

1,462

Registrar of Voters

Sprague

Republican
Patricia W. Amon

Democratic
Kathleen Z. Boushee

Sprague

311

615

311

615

Registrar of Voters

Sterling

Republican
Diane I. Etheridge

Democratic
Dianna M. Firlik

Sterling

388

375

388

375

Registrar of Voters

Stonington

Republican
Robin E. Miller

Democratic
Teresa S. Grimes

Stonington

2,473

3,506

2,473

3,506

	Registrar of Voters		Suffield			
	Republican Judith A. Remington	Democratic Eileen B. Moncrief				
Suffield	2,415	1,659				
	<u>2,415</u>	<u>1,659</u>				

	Registrar of Voters		Thomaston			
	Republican Linda M. Volovski	Democratic Carol J. Hoebel				
Thomaston	1,366	1,102				
	<u>1,366</u>	<u>1,102</u>				

	Registrar of Voters		Thompson			
	Republican Ada G. Temple	Democratic James P. Kenney				
Thompson	1,048	1,338				
	<u>1,048</u>	<u>1,338</u>				

	Registrar of Voters		Tolland			
	Republican Kenneth R. Houck	Democratic R. Michael Wyman				
Tolland	2,244	2,571				
	<u>2,244</u>	<u>2,571</u>				

	Registrar of Voters		Torrington			
	Republican Amelia K. Waldron	Democratic John C. Ciesco				
Torrington	5,539	4,582				
	<u>5,539</u>	<u>4,582</u>				

Registrar of Voters

Trumbull

Republican
William S. Holden

Democratic
Nancy P. Phillips

Trumbull

6,727

4,560

6,727

4,560

Registrar of Voters

Union

Republican
Betty B. Vilandre

Democratic
Carol A. Berner

Union

217

121

217

121

Registrar of Voters

Voluntown

Republican
Flora M. Harman

Democratic
Diana M. Ingraham

Voluntown

334

409

334

409

Registrar of Voters

Wallingford

Republican

Democratic
Diana Hotchkiss

Wallingford

8,829

8,829

Registrar of Voters

Waterbury

Republican
Nancy A. Vitarelli

Democratic
Patricia M. Mulhall

Waterbury

8,883

11,903

8,883

11,903

Registrar of Voters**Waterford**

	Republican Jane B. Coville	Democratic Wendy O. Pias				
Waterford	2,774	3,548				
	<u>2,774</u>	<u>3,548</u>				

Registrar of Voters**Watertown**

	Republican David C. Dalton	Democratic Walter A. LeMay				
Watertown	3,727	3,346				
	<u>3,727</u>	<u>3,346</u>				

Registrar of Voters**West Hartford**

	Republican Selma L. Kaufman	Democratic Eileen S. Horan				
West Hartford	8,259	14,573				
	<u>8,259</u>	<u>14,573</u>				

Registrar of Voters**Weston**

	Republican Eileen S. Buckley	Democratic Diane M. Lofthus				
Weston	1,806	1,356				
	<u>1,806</u>	<u>1,356</u>				

Registrar of Voters**Westport**

	Republican Judith L. Raines	Democratic Nita S. Cohen				
Westport	4,161	4,527				
	<u>4,161</u>	<u>4,527</u>				

Registrar of Voters

Willington

Republican
Judith R. Andersen

Democratic
Nancy L. Vogel

Willington

762

1,062

762

1,062

Registrar of Voters

Wilton

Republican
Clementina L. Gardner

Democratic
Margaret A. Reeves

Wilton

3,401

2,416

3,401

2,416

Registrar of Voters

Winchester

Republican
Walter J. St. Onge, Jr.

Democratic
Caroline S. O'Brien

Winchester

1,428

1,553

1,428

1,553

Registrar of Voters

Windham

Republican
Douglas A. Rapp, Jr.

Democratic
William J. Sayers, Jr.

Windham

1,368

3,383

1,368

3,383

Registrar of Voters

Windsor

Republican
Karen A. Andrews

Democratic
Anita M. Mips

Windsor

3,154

5,731

3,154

5,731

	Registrar of Voters		Windsor Locks			
	Republican Sandra R. Hebert	Democratic Eleanor H. Leonard				
Windsor Locks	1,580	1,852				
	<u>1,580</u>	<u>1,852</u>				

	Registrar of Voters		Wolcott			
	Republican Eileen M. Watts-Bosco	Democratic Anne R. Forte				
Wolcott	2,453	3,074				
	<u>2,453</u>	<u>3,074</u>				
0 Votes for Registered Write-in Candidate Esther L. Medford						

	Registrar of Voters		Woodbridge			
	Republican L. Christine Laydon	Democratic Beth Heller				
Woodbridge	1,399	1,871				
	<u>1,399</u>	<u>1,871</u>				

	Registrar of Voters		Woodstock			
	Republican Elizabeth L. Brooks	Democratic Constance T. Maynard				
Woodstock	1,403	1,173				
	<u>1,403</u>	<u>1,173</u>				

Election Day Registration, Turnout and Absentee Ballot Statistics

Congressional District	*Names on Official Check List (Active)	*Number Checked as Having Voted	Percentage Checked as Having Voted	Number of *Absentee Ballots Received from Town Clerk	Number of *Absentee Ballots Rejected	Number of *Absentee Ballots Voted
CD 1	372,092	217,740	58.52%	10,043	133	9,910
CD 2	382,504	226,679	59.26%	9,310	141	9,169
CD 3	370,993	198,542	53.52%	8,524	163	8,361
CD 4	352,582	185,211	52.53%	9,063	83	8,980
CD 5	369,076	215,620	58.42%	10,725	181	10,544
	1,847,247	1,043,792	56.51%	47,665	701	46,964

* Includes Overseas Ballot voters

Election Day Registration, Turnout and Absentee Ballot Statistics

County	*Names on Official Check List (Active)	*Number Checked as Having Voted	Percentage Checked as Having Voted	Number of *Absentee Ballots Received from Town Clerk	Number of *Absentee Ballots Rejected	Number of *Absentee Ballots Voted
Fairfield	456,826	241,978	52.97%	11,519	136	11,383
Hartford	463,299	274,539	59.26%	12,481	165	12,316
Litchfield	110,258	67,853	61.54%	3,466	67	3,399
Middlesex	95,048	57,703	60.71%	2,600	34	2,566
New Haven	449,007	242,494	54.01%	11,083	206	10,877
New London	138,120	79,867	57.82%	3,467	38	3,429
Tolland	75,045	47,716	63.58%	1,955	33	1,922
Windham	59,644	31,642	53.05%	1,094	22	1,072
	1,847,247	1,043,792	56.51%	47,665	701	46,964

* Includes Overseas Ballot voters

Election Day Registration, Turnout and Absentee Ballot Statistics

	*Names on Official Check List (Active)	*Number Checked as Having Voted	Percentage Checked as Having Voted	Number of *Absentee Ballots Received from Town Clerk	Number of *Absentee Ballots Rejected	Number of *Absentee Ballots Voted
Statewide TOTALS	1,847,247	1,043,792	56.51%	47,665	701	46,964
Andover	1,959	1,268	64.73%	44	0	44
Ansonia	9,333	4,848	51.94%	164	3	161
Ashford	2,476	1,549	62.56%	38	0	38
Avon	10,479	7,346	70.10%	442	2	440
Barkhamsted	2,291	1,471	64.21%	48	1	47
Beacon Falls	3,199	2,184	68.27%	84	1	83
Berlin	11,739	7,624	64.95%	370	5	365
Bethany	3,472	2,225	64.08%	84	1	83
Bethel	10,707	5,854	54.67%	242	3	239
Bethlehem	2,647	1,669	63.05%	75	0	75
Bloomfield	12,842	7,342	57.17%	510	12	498
Bolton	3,180	2,203	69.28%	65	0	65
Bozrah	1,608	1,058	65.80%	42	0	42
Branford	17,571	9,945	56.60%	465	6	459
Bridgeport	49,788	19,588	39.34%	729	14	715
Bridgewater	1,411	842	59.67%	42	0	42
Bristol	29,735	16,540	55.62%	622	19	603
Brookfield	9,893	5,755	58.17%	218	1	217
Brooklyn	4,024	2,095	52.06%	65	1	64
Burlington	5,554	3,433	61.81%	105	0	105
Canaan	702	440	62.68%	34	0	34
Canterbury	3,044	1,709	56.14%	51	1	50
Canton	5,606	3,795	67.70%	148	0	148
Chaplin	1,294	778	60.12%	18	0	18
Cheshire	16,511	10,912	66.09%	558	9	549
Chester	2,441	1,599	65.51%	71	1	70
Clinton	8,111	4,765	58.75%	191	6	185
Colchester	8,093	4,824	59.61%	162	1	161
Colebrook	1,039	698	67.18%	35	2	33
Columbia	3,225	2,253	69.86%	75	1	74
Cornwall	967	691	71.46%	60	0	60
Coventry	6,830	4,036	59.09%	119	0	119
Cromwell	8,191	4,876	59.53%	250	2	248
Danbury	30,302	15,767	52.03%	820	33	787
Darien	11,379	6,765	59.45%	449	6	443

Election Day Registration, Turnout and Absentee Ballot Statistics

	*Names on Official Check List (Active)	*Number Checked as Having Voted	Percentage Checked as Having Voted	Number of *Absentee Ballots Received from Town Clerk	Number of *Absentee Ballots Rejected	Number of *Absentee Ballots Voted
Deep River	2,932	1,862	63.51%	78	0	78
Derby	6,170	3,453	55.96%	107	0	107
Durham	4,480	3,000	66.96%	120	0	120
East Granby	2,954	1,886	63.85%	57	1	56
East Haddam	5,050	3,268	64.71%	126	1	125
East Hampton	7,527	4,224	56.12%	112	1	111
East Hartford	24,576	12,832	52.21%	436	11	425
East Haven	15,250	7,842	51.42%	436	5	431
East Lyme	10,523	6,327	60.13%	316	7	309
East Windsor	5,690	3,096	54.41%	131	0	131
Eastford	1,009	699	69.28%	30	0	30
Easton	4,842	2,704	55.84%	105	0	105
Ellington	7,713	4,438	57.54%	130	2	128
Enfield	24,952	13,739	55.06%	370	12	358
Essex	4,311	2,951	68.45%	153	4	149
Fairfield	32,521	18,341	56.40%	893	6	887
Farmington	14,734	10,051	68.22%	553	2	551
Franklin	1,192	769	64.51%	33	0	33
Glastonbury	20,588	14,998	72.85%	723	14	709
Goshen	1,806	1,246	68.99%	70	2	68
Granby	6,781	4,066	59.96%	113	0	113
Greenwich	32,973	18,353	55.66%	1,072	2	1,070
Griswold	5,869	3,043	51.85%	70	0	70
Groton	17,797	9,714	54.58%	498	9	489
Guilford	14,283	8,302	58.13%	335	2	333
Haddam	5,145	3,040	59.09%	113	2	111
Hamden	31,160	17,703	56.81%	908	65	843
Hampton	1,098	751	68.40%	27	1	26
Hartford	44,563	17,406	39.06%	978	10	968
Hartland	1,428	791	55.39%	22	0	22
Harwinton	3,612	2,334	64.62%	66	0	66
Hebron	5,539	3,448	62.25%	79	1	78
Kent	1,850	1,176	63.57%	77	2	75
Killingly	7,906	3,806	48.14%	127	2	125
Killingworth	4,169	2,567	61.57%	105	3	102
Lebanon	4,223	2,636	62.42%	100	1	99

Election Day Registration, Turnout and Absentee Ballot Statistics

	*Names on Official Check List (Active)	*Number Checked as Having Voted	Percentage Checked as Having Voted	Number of *Absentee Ballots Received from Town Clerk	Number of *Absentee Ballots Rejected	Number of *Absentee Ballots Voted
Ledyard	7,954	4,756	59.79%	180	0	180
Lisbon	2,379	1,429	60.07%	52	2	50
Litchfield	5,823	4,156	71.37%	230	6	224
Lyme	1,633	1,102	67.48%	65	0	65
Madison	12,432	7,944	63.90%	475	5	470
Manchester	29,270	18,254	62.36%	888	5	883
Mansfield	7,671	4,789	62.43%	236	6	230
Marlborough	3,781	2,633	69.64%	116	1	115
Meriden	29,662	15,876	53.52%	830	13	817
Middlebury	4,240	3,156	74.43%	123	2	121
Middlefield	2,952	1,995	67.58%	101	0	101
Middletown	23,198	13,055	56.28%	658	6	652
Milford	29,891	16,932	56.65%	545	1	544
Monroe	11,966	6,151	51.40%	227	2	225
Montville	8,591	5,187	60.38%	157	1	156
Morris	1,487	1,013	68.12%	63	1	62
Naugatuck	15,882	8,455	53.24%	317	10	307
New Britain	27,762	14,888	53.63%	766	8	758
New Canaan	11,292	6,461	57.22%	386	7	379
New Fairfield	8,432	4,753	56.37%	184	1	183
New Hartford	4,111	2,645	64.34%	86	0	86
New Haven	53,472	21,513	40.23%	1,049	21	1,028
New London	9,835	5,151	52.37%	239	3	236
New Milford	15,671	8,384	53.50%	326	5	321
Newington	18,455	11,275	61.09%	533	4	529
Newtown	14,657	8,671	59.16%	316	1	315
Norfolk	1,039	698	67.18%	62	4	58
North Branford	8,251	4,248	51.48%	127	9	118
North Canaan	1,681	1,028	61.15%	59	1	58
North Haven	14,858	9,379	63.12%	384	7	377
North Stonington	3,086	1,854	60.08%	55	1	54
Norwalk	41,856	20,706	49.47%	754	1	753
Norwich	17,978	9,306	51.76%	407	1	406
Old Lyme	5,674	3,467	61.10%	187	0	187
Old Saybrook	6,988	4,399	62.95%	246	2	244
Orange	9,277	5,513	59.43%	220	1	219

Election Day Registration, Turnout and Absentee Ballot Statistics

	*Names on Official Check List (Active)	*Number Checked as Having Voted	Percentage Checked as Having Voted	Number of *Absentee Ballots Received from Town Clerk	Number of *Absentee Ballots Rejected	Number of *Absentee Ballots Voted
Oxford	6,338	3,577	56.44%	76	0	76
Plainfield	8,037	4,062	50.54%	87	1	86
Plainville	9,312	5,601	60.15%	178	3	175
Plymouth	6,743	3,516	52.14%	106	1	105
Pomfret	2,388	1,650	69.10%	108	1	107
Portland	5,825	3,510	60.26%	155	3	152
Preston	3,021	1,741	57.63%	63	0	63
Prospect	5,504	3,275	59.50%	96	0	96
Putnam	4,410	2,214	50.20%	102	3	99
Redding	5,617	3,322	59.14%	163	0	163
Ridgefield	15,696	8,372	53.34%	446	3	443
Rocky Hill	10,363	6,592	63.61%	368	6	362
Roxbury	1,590	1,067	67.11%	79	0	79
Salem	2,298	1,424	61.97%	35	1	34
Salisbury	2,501	1,685	67.37%	193	18	175
Scotland	925	592	64.00%	14	0	14
Seymour	8,322	4,629	55.62%	142	0	142
Sharon	1,805	1,120	62.05%	90	0	90
Shelton	22,266	12,890	57.89%	569	6	563
Sherman	2,318	1,365	58.89%	76	5	71
Simsbury	15,603	10,077	64.58%	566	9	557
Somers	5,415	3,431	63.36%	141	1	140
South Windsor	14,945	10,608	70.98%	496	2	494
Southbury	13,004	8,153	62.70%	521	4	517
Southington	25,172	15,117	60.05%	571	3	568
Sprague	1,594	993	62.30%	67	2	65
Stafford	6,947	4,529	65.19%	312	10	302
Stamford	55,830	28,916	51.79%	1,599	26	1,573
Sterling	1,547	826	53.39%	18	0	18
Stonington	11,489	6,841	59.54%	369	2	367
Stratford	28,977	15,109	52.14%	511	6	505
Suffield	7,977	4,488	56.26%	199	5	194
Thomaston	4,572	2,842	62.16%	100	3	97
Thompson	4,950	2,643	53.39%	81	1	80
Tolland	8,501	5,380	63.29%	179	2	177
Torrington	18,103	11,339	62.64%	806	8	798

Election Day Registration, Turnout and Absentee Ballot Statistics

	*Names on Official Check List (Active)	*Number Checked as Having Voted	Percentage Checked as Having Voted	Number of *Absentee Ballots Received from Town Clerk	Number of *Absentee Ballots Rejected	Number of *Absentee Ballots Voted
Trumbull	22,949	13,040	56.82%	575	3	572
Union	488	360	73.77%	9	2	7
Vernon	14,399	9,535	66.22%	520	8	512
Voluntown	1,446	839	58.02%	13	0	13
Wallingford	25,696	15,063	58.62%	800	2	798
Warren	793	532	67.09%	25	1	24
Washington	2,150	1,561	72.60%	109	7	102
Waterbury	51,990	24,418	46.97%	1,357	35	1,322
Waterford	11,837	7,406	62.57%	357	7	350
Watertown	13,243	8,212	62.01%	230	4	226
West Hartford	37,392	24,944	66.71%	1,259	25	1,234
West Haven	27,993	13,058	46.65%	482	4	478
Westbrook	3,728	2,592	69.53%	121	3	118
Weston	6,052	3,353	55.40%	225	1	224
Westport	15,925	9,521	59.79%	610	7	603
Wethersfield	16,813	11,144	66.28%	415	3	412
Willington	3,178	2,046	64.38%	46	0	46
Wilton	10,588	6,221	58.76%	350	2	348
Winchester	6,732	3,406	50.59%	202	0	202
Windham	11,929	5,463	45.80%	213	6	207
Windsor	17,289	9,967	57.65%	432	2	430
Windsor Locks	6,944	4,006	57.69%	114	1	113
Wolcott	9,844	6,230	63.29%	254	0	254
Woodbridge	5,402	3,661	67.77%	144	0	144
Woodbury	5,889	4,082	69.32%	193	1	192
Woodstock	4,607	2,805	60.89%	115	5	110
	1,847,247	1,043,792	56.51%	47,665	701	46,964

* Includes Overseas Ballot voters


STATE OF CONNECTICUT
OFFICE OF THE SECRETARY OF THE STATE

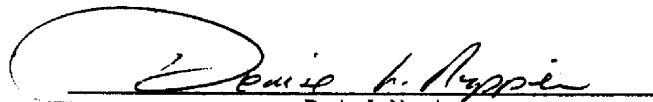
We, the undersigned, having canvassed the Returns of the Presiding Officers of the Electors' Meetings
in the several towns of this State, hereby declare

JOHN G. ROWLAND

elected GOVERNOR of the State of Connecticut for the term of four years from the
Wednesday following the first Monday of January,
Two Thousand Three.

Dated in Hartford, Connecticut
this twenty-seventh day of November
Two Thousand Two


Susan Bysiewicz
Secretary of the State


Denise L. Nappier
Treasurer


Mark E. Ojakian
Deputy Comptroller


STATE OF CONNECTICUT
OFFICE OF THE SECRETARY OF THE STATE

We, the undersigned, having canvassed the Returns of the Presiding Officers of the Electors' Meetings
in the several towns of this State, hereby declare


M. JODI RELL

elected LIEUTENANT GOVERNOR of the State of Connecticut for the term of four years
from the Wednesday following the first Monday of January,
Two Thousand Three.

Dated in Hartford, Connecticut
this twenty-seventh day of November
Two Thousand Two



Susan Bysiewicz
Secretary of the State



Denise L. Nappier
Treasurer



Mark E. Ojakian
Deputy Comptroller

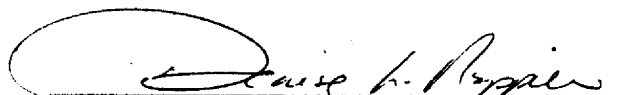
STATE OF CONNECTICUT
OFFICE OF THE SECRETARY OF THE STATE

We, the undersigned, having canvassed the Returns of the Presiding Officers of the Electors' Meetings
in the several towns of this State, hereby declare

SUSAN BYSIEWICZ

elected SECRETARY OF THE STATE of the State of Connecticut for the term of four years
from the Wednesday following the first Monday of January,
Two Thousand Three.

Dated in Hartford, Connecticut
this twenty-seventh day of November
Two Thousand Two


Denise L. Nappier
Treasurer


Mark E. Ojakian
Deputy Comptroller


STATE OF CONNECTICUT
OFFICE OF THE SECRETARY OF THE STATE

We, the undersigned, having canvassed the Returns of the Presiding Officers of the Electors' Meetings
in the several towns of this State, hereby declare

DENISE L. NAPPIER

elected TREASURER of the State of Connecticut for the term of four years from the
Wednesday following the first Monday of January,
Two Thousand Three.

Dated in Hartford, Connecticut
this twenty-seventh day of November
Two Thousand Two



Susan Bysiewicz
Secretary of the State



Mark E. Ojakian
Deputy Comptroller


STATE OF CONNECTICUT
OFFICE OF THE SECRETARY OF THE STATE


We, the undersigned, having canvassed the Returns of the Presiding Officers of the Electors' Meetings
in the several towns of this State, hereby declare

NANCY WYMAN

elected COMPTROLLER of the State of Connecticut for the term of four years from the
Wednesday following the first Monday of January,
Two Thousand Three.

Dated in Hartford, Connecticut
this twenty-seventh day of November
Two Thousand Two


Susan Bysiewicz
Secretary of the State


Denise L. Nappier
Treasurer


STATE OF CONNECTICUT
OFFICE OF THE SECRETARY OF THE STATE

We, the undersigned, having canvassed the Returns of the Presiding Officers of the Electors' Meetings
in the several towns of this State, hereby declare

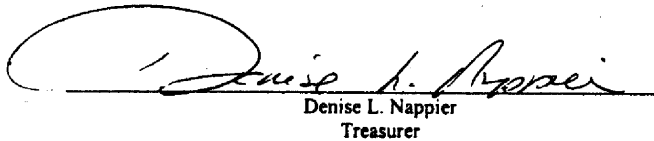
RICHARD BLUMENTHAL

elected ATTORNEY GENERAL of the State of Connecticut for the term of four years from
the Wednesday following the first Monday of January,
Two Thousand Three.

Dated in Hartford, Connecticut
this twenty-seventh day of November
Two Thousand Two



Susan Bysiewicz
Secretary of the State



Denise L. Nappier
Treasurer



Mark E. Ojakian
Deputy Comptroller


STATE OF CONNECTICUT


OFFICE OF THE SECRETARY OF THE STATE

We, the undersigned, having canvassed the Returns of the Presiding Officers of the Electors' Meetings in the towns comprising the several Congressional Districts of this State, hereby declare the following named persons elected REPRESENTATIVES in the ONE HUNDRED EIGHTH CONGRESS of the United States for the term of two years from 12:00 noon on the 3rd day of January, Two Thousand Three:

Congressional District	Name
1	John E. Larson
2	Rob Simmons
3	Rosa L. DeLauro
4	Christopher Shays
5	Nancy Johnson

Dated in Hartford, Connecticut
this twenty-seventh day of November
Two Thousand Two


Susan Bysiewicz
Secretary of the State


Denise L. Nappier
Treasurer

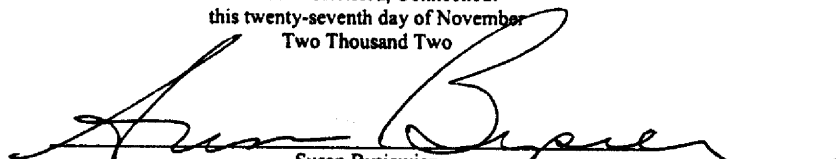

Mark E. Ojakian
Deputy Comptroller

STATE OF CONNECTICUT
OFFICE OF THE SECRETARY OF THE STATE


We, the undersigned, having canvassed the Returns of the Presiding Officers of the Electors' Meetings in the towns comprising the different Senatorial Districts of this State, hereby declare the following named persons elected STATE SENATORS for the term of two years from the Wednesday following the first Monday of January, Two Thousand Three:

<u>Senatorial District</u>	<u>NAME</u>	<u>Senatorial District</u>	<u>NAME</u>
1	John W. Fonfara	19	Edith G. Prague
2	Eric D. Coleman	20	Melodie Peters
3	Gary D. LeBeau	21	George L. "Doc" Gunther
4	Mary Ann Handley	22	Bill Finch
5	Kevin B. Sullivan	23	Alvin W. Penn
6	Donald J. DeFronzo	24	David J. Cappiello
7	John A. Kissel	25	Robert L. Genuario
8	Thomas J. Herlihy	26	Judith G. Freedman
9	Biagio Billy Ciotto	27	Andrew J. McDonald
10	Toni N. Harp	28	John McKinney
11	Martin M. Looney	29	Donald E. Williams, Jr.
12	William A. Aniskovich	30	Andrew Roraback
13	Thomas P. Gaffey	31	Tom Colapietro
14	Win Smith Jr.	32	Louis C. DeLuca
15	Joan V. Hartley	33	Eileen M. Daily
16	Christopher S. Murphy	34	Leonard Fasano
17	Joe Crisco	35	Tony Guglielmo
18	Cathy Welles Cook	36	William H. Nickerson

Dated in Hartford, Connecticut
this twenty-seventh day of November
Two Thousand Two



Susan Bysiewicz
Secretary of the State



Denise L. Nappier
Treasurer



Mark E. Ojakian
Deputy Comptroller

STATE OF CONNECTICUT
OFFICE OF THE SECRETARY OF THE STATE


We, the undersigned, having canvassed the Returns of the Presiding Officers of the Electors' Meetings in the towns comprising the different Assembly Districts of this State, hereby declare the following named persons elected STATE REPRESENTATIVES for the term of two years from the Wednesday following the first Monday of January, Two Thousand Three:


<u>Assembly District</u>	<u>NAME</u>	<u>Assembly District</u>	<u>NAME</u>
1	Kenneth P. Green	28	Paul R. Doyle
2	Hank Bielawa	29	Antonio "Tony" Guerrero
3	Minnie Gonzalez	30	Bob Peters
4	Evelyn C. Mantilla	31	Sonya (Sonny) Googins
5	Marie Lopez Kirkley-Bey	32	Jim O'Rourke
6	Art J. Feltman	33	Joseph C. Serra
7	Annette Wheeler Carter	34	Gail K. Hamm
8	Joan A. Lewis	35	Brian J. O'Connor
9	Christopher R. Stone	36	James Field Spallone
10	Melody A. Currey	37	Gary Orefice
11	Michael A. Christ	38	Andrea L. Stillman
12	Ryan P. Barry	39	Wade A. Hyslop, Jr.
13	John W. Thompson	40	Edward E. Moukawsher
14	Nancy E. Kerensky	41	Lenny T. Winkler
15	Faith McMahon	42	Bob Congdon
16	Robert Heagney	43	Diana S. Urban
17	Kevin Witkos	44	Michael A. Caron
18	Andrew M. Fleischmann	45	Steven Mikutel
19	Robert Farr	46	Melissa Olson
20	David McCluskey	47	Jack Malone
21	Demetrios Giannaros	48	Linda A. Orange
22	Elizabeth "Betty" Boukus	49	Walter M. Pawelkiewicz
23	Marilyn Giuliano	50	Jefferson B. Davis
24	Tim O'Brien	51	Shawn T. Johnston
25	John C. Geragosian	52	Penny Bacchiochi
26	Anthony J. Tercyak	53	Michael J. Cardin
27	Sandy Nafis	54	Denise Merrill

<u>Assembly District</u>	<u>NAME</u>	<u>Assembly District</u>	<u>NAME</u>
55	Pamela Z. Sawyer	89	Vickie Orsini Nardello
56	Claire Janowski	90	Mary G. Fritz
57	Ted C. Graziani	91	Peter F. Villano
58	Kathleen M. Tallarita	92	Patricia A. Dillon
59	Stephen M. Jarmoc	93	Toni E. Walker
60	Peggy Sayers	94	William R. Dyson
61	Ruth C. Fahrbach	95	Juan R. Candelaria
62	Richard F. Ferrari	96	Cameron C. Staples
63	George M. Wilber	97	Robert Megna
64	Roberta B. Willis	98	Patricia M. Widlitz
65	Anne L. Ruwet	99	Mike Lawlor
66	Craig Miner	100	Raymond C. Kalinowski
67	Clark J. Chapin	101	Peter Metz
68	Brian J. Flaherty	102	Peter J. Panaroni, Jr.
69	Arthur J. O'Neill	103	Alfred C. Adinolfi
70	Kevin M. DelGobbo	104	Vincent J. Tonucci
71	Anthony J. D'Amelio	105	Len Greene
72	Reginald G. Beamon	106	Julia B. Wasserman
73	Jeffrey J. Berger	107	David A. Scribner
74	Selim Noujaim	108	Mary Ann Carson
75	Thomas F. Conway	109	Lew Wallace
76	John E. Piscopo	110	Bob Godfrey
77	Roger B. Michele	111	John H. Frey
78	William A. Hamzy	112	DebraLee Hovey
79	Kosta Diamantis	113	Richard O. Belden
80	John "Corky" Mazurek	114	Themis Klarides
81	Bruce "Zeke" Zalaski	115	Stephen D. Dargan
82	Emil "Buddy" Altobello	116	Louis P. Esposito, Jr.
83	Jim Abrams	117	Ray Collins
84	Christopher G. Donovan	118	James A. Amann
85	Mary M. Mushinsky	119	Richard F. Roy
86	Robert M. Ward	120	John A. Harkins
87	Steve Fontana	121	Terry Backer
88	J. Brendan Sharkey	122	Lawrence G. Miller

<u>Assembly District</u>	<u>NAME</u>	<u>Assembly District</u>	<u>NAME</u>
123	T. R. Rowe	138	Janice R. Giegler
124	Ernest E. Newton II	139	Kevin Ryan
125	John W. Hetherington	140	Joseph Mann
126	Christopher L. Caruso	141	John J. Ryan
127	Jacqueline M. Cocco	142	Lawrence F. Cafero, Jr.
128	Lydia N. Martinez	143	Toni Boucher
129	Robert T. Keeley, Jr.	144	John Wayne Fox
130	Felipe Reinoso	145	Christel H. Truglia
131	David K. Labriola	146	Maira K. Lyons
132	Carl J. Dickman	147	Donald B. Sherer
133	Cathy C. Tymniak	148	Carlo Leone
134	John E. Stone, Jr.	149	Livvy R. Floren
135	John E. Stripp	150	Lile R. Gibbons
136	Ken Bernhard	151	Claudia M. Powers
137	Bob Duff		

Dated in Hartford, Connecticut
 this twenty-seventh day of November
 Two Thousand Two


 Susan Bysiewicz
 Secretary of the State


 Denise L. Nappier
 Treasurer


 Mark E. Ojakian
 Deputy Comptroller

STATE OF CONNECTICUT
OFFICE OF THE SECRETARY OF THE STATE


We, the undersigned, having canvassed the Returns of the Presiding Officers of the Electors' Meetings in the towns comprising the several Probate Districts of this State, hereby declare the following named persons elected JUDGE OF PROBATE for the term of four years from the Wednesday following the first Monday of January, Two Thousand Three:

<u>PROBATE DISTRICT OF:</u>	<u>NAME:</u>	<u>PROBATE DISTRICT OF:</u>	<u>NAME:</u>
Andover	Elaine N. Camposeo	East Lyme	Jeffrey McNamara
Ashford	Dennis R. Poitras	East Windsor	Marianne Lassman Fisher
Avon	Cynthia C. Becker	Eastford	Michael H. Ellsworth
Berlin	Walter A. Clebowicz	Ellington	James Purnell
Bethany	Guy D. Yale	Enfield	Susan L. Warner
Bethel	Daniel W. O'Grady	Essex	Deborah M. Pearl
Bloomfield	Steven M. Zelman	Fairfield	Daniel F. Caruso
Bozrah	Stanley A. Mokrzewski	Farmington	J. David Morrissey
Branford	John E. Donegan	Glastonbury	Donald L. Hamer
Bridgeport	Paul J. Ganim	Granby	Philip D. Main
Bristol	Andre D. Dorval	Greenwich	David W. Hopper
Brookfield	Joseph P. Secola	Griswold	George Kennedy
Brooklyn	James K. Kelley	Groton	Frederick W. Palm, Jr.
Burlington	Charles W. Bauer	Guilford	Joel E. Helander
Canaan	Barbara G. Seamans	Haddam	Sharon G. Kapitulik
Canton	Marygale Bouldin	Hamden	Salvatore L. Diglio
Cheshire	Raymond F. Voelker	Hampton	Stuart Case
Clinton	Raymond J. Rigat	Hartford	Robert K. Killian, Jr.
Colchester	Kevin Kennedy	Harwinton	Patrick J. Wall
Cornwall	Margaret D. Cooley	Hebron	Kevin C. Connors
Danbury	Dianne E. Yamin	Kent	Barbara L. Miller
Darien	John B. Rearden, Jr.	Killingly	Thomas E. Dupont Sr.
Deep River	Patricia L. Damon	Killingworth	Judith P. Lentz
Derby	Clifford D. Hoyle	Ledyard	Pamela M. Rowe
East Granby	Paul A. Ridgeway	Litchfield	Helen Ruwet Bunnell
East Haddam	Paul D. Buhl	Lyme	Richard B. Lightfoot
East Hampton	Anne McKinney	Madison	Carol B. Lougee
East Hartford	Allan T. Driscoll	Manchester	John W. Cooney
East Haven	Michael A. Albis	Mansfield	Claire C. Twerdy

<u>PROBATE DISTRICT OF:</u>	<u>NAME:</u>
Marlborough	Frank J. Corbo, Jr.
Meriden	John F. Papandrea
Middletown	Joseph D. Marino
Milford	Beverly Streit-Kefalas
Montville	Ronald K. McDaniel Jr.
Naugatuck	Peter E. Mariano
New Canaan	Russell A. Kimes, Jr.
New Fairfield	William P. DeFeo
New Hartford	Norman E. Rogers, Jr.
New Haven	John A. Keyes
New London	Mathew H. Greene
New Milford	Marty Landgrebe
Newington	Sheila M. Hennessey
Newtown	Margot S. Hall
Norfolk	Linda F. Riiska
North Branford	Frank J. Forgione
North Haven	Michael R. Brandt
North Stonington	Teresa A. Pensis
Norwalk	Anthony J. DePanfilis
Norwich	Linda M. Salafia
Old Lyme	Sylvia L. Peterson
Old Saybrook	Roger W. Goodnow
Orange	John J. Carangelo
Oxford	John W. Fertig Jr.
Plainfield	Kathleen Sendley Barry
Plainville	Heidi Famiglietti
Plymouth	Nancy S. Henderson
Pomfret	Cecile D. Stoddard
Portland	Richard J. Guliani
Putnam	Ernest J. Cotnoir
Redding	Richard L. Emerson
Ridgefield	Joseph A. Egan, Jr.
Roxbury	Jeannette M. Puglio

<u>PROBATE DISTRICT OF:</u>	<u>NAME:</u>
Salem	John W. Butts
Salisbury	Richard T. Fitzgerald
Saybrook (Town of Cheshire)	Helen B. Bonnie Bennet
Sharon	Suzanne J. Xanthos
Shelton	Fred J. Anthony
Simsbury	Paul J. Knierim
Southbury	Thomas Michael Sutnik
Southington	Bryan F. Meccariello
Stafford	Thomas J. Fiore
Stamford	Gerald M. Fox
Stonington	Paul E. Cravinho
Stratford	F. Paul Kurmay
Suffield	Edward G. McAnaney
Thomaston	Joseph J. Fairchild
Thompson	Aileen A. Witkowski
Tolland	Cheryl H. Brown
Torrington	Michael F. Magistrali
Trumbull	John P. Chiota
Wallingford	Philip A. Wright, Jr.
Washington	Victoria M. Cherniske
Waterbury	Thomas P. Brunnock
West Hartford	Sydney W. Elkin
West Haven	E. Michael Heffernan
Westbrook	Constance J. Vogell
Westport	Kevin M. O'Grady
Winchester	Alan M. Barber
Windham	Dennis O'Brien
Windsor	Brian Griffin
Windsor Locks	William C. Leary
Woodbridge	Robert H. Horowitz
Woodbury	Dom Calabrese
Woodstock	Nancy M. Gale

Dated in Hartford, Connecticut
this twenty-seventh day of November
Two Thousand Two



Susan Bysiewicz
Secretary of the State



Denise L. Nappier
Treasurer



Mark E. Ojakian
Deputy Comptroller

Back of Pamphlet Intentionally Left Blank

End of File